

GLASSINTER®

TMH[®]



WINDSHIELDS & GLAZING

TELEHANDLERS & SMALL EARTH MOVING MACHINES



-  Most articles stated in this catalogue are available from stock, unless they were sold out after the publication of this catalogue. Contact us if you require a similar article that is not shown in this catalogue: alternatives might be available. TVH is a supplier of spare parts and accessories suitable for OEM-equipment. OEM-references and makes are purely indicative and do not imply that the accessories and/or spare parts originate from the original equipment or parts manufacturer. Please consult our general terms and conditions of sale on www.tvh.com/avv.
- 
 De meeste in deze catalogus vermelde artikelen zijn uit voorraad leverbaar, tenzij ze na publicatie van deze catalogus uitverkocht werden. Contacteer ons indien u een gelijkaardig artikel wenst dat niet in deze catalogus is opgenomen: het is mogelijk dat wij ook dit kunnen leveren. TVH is een leverancier van reserveonderdelen en accessoires geschikt voor OEM-uitrusting. OEM-referenties en merken zijn enkel indicatief en betekenen niet dat de accessoires en/of onderdelen afkomstig zijn van de originele toestel- of onderdelenfabrikant. Gelieve onze algemene verkoopsvoorwaarden te consulteren op www.tvh.com/avv.
-  La plupart des articles mentionnés dans ce catalogue sont disponibles sauf si épuisement du stock à la publication de ce catalogue. Contactez-nous si vous souhaitez un article similaire qui n'est pas repris dans ce catalogue : il est possible que nous pouvons vous le fournir. TVH est un fournisseur de pièces détachées et d'accessoires adaptables sur des marques constructeurs. Les références et marques constructeurs sont uniquement indicatives et n'impliquent pas que les accessoires et/ou pièces proviennent du fabricant de la machine ou de la pièce d'origine. Veuillez consulter nos conditions générales de vente sur www.tvh.com/avv.
-  Die in dieser Liste aufgeführten Artikel sind in der Regel ab Lager lieferbar es sei denn, sie sind nach der Veröffentlichung des vorliegenden Katalogs ausverkauft. Kontaktieren Sie uns wenn Sie einen ähnlichen Artikel benötigen dieser aber nicht im Katalog enthalten ist: Alternativen könnten verfügbar sein. TVH ist Lieferant von Ersatzteilen und Zubehör die für die OEM – Ausstattung geeignet sind. OEM-Referenzen und Marken sind rein Indikativ und bedeuten nicht, dass das Zubehör und/oder Ersatzteile vom Originalgeräte- oder Ersatzteilhersteller sind. Druckfehler vorbehalten. Alle Verkäufe unterliegen den allgemeinen Geschäftsbedingungen www.tvh.com/avv.
-  La mayoría de los artículos que figuran en este catálogo se encuentran en stock, a menos que tras la publicación de este catálogo se hayan agotado. Contacte con nosotros si desea un artículo similar que no se halle en este catálogo : es posible que podamos ofrecerle aquel que usted necesita. TVH es un proveedor de recambios y accesorios adecuados para equipos OEM. Las referencias y marcas OEM mencionadas son meramente indicativas y no implican que los accesorios y / o recambios procedan del fabricante de maquinaria o recambios original. Por favor, consulte nuestras condiciones de venta en www.tvh.com/avv.
-  A maioria dos artigos indicados neste catálogo estão disponíveis em stock, a menos que tenham sido vendidos após a publicação deste catálogo. Contate-nos se precisar de um artigo semelhante que não seja mostrado neste catálogo: alternativas podem estar disponíveis. A TVH é um fornecedor de peças de reposição e acessórios que são adequados para equipamentos OEM. As referências e as marcas OEM são meramente indicativas e não implicam que os acessórios e/ou peças de substituição são provenientes do fabricante original do equipamento ou das peças. Favor consulte nossos termos e condições gerais de venda no www.tvh.com/avv.
-  La maggior parte dei ricambi elencati in questo catalogo sono a stock, a meno che dopo la pubblicazione di questo catalogo sono stati venduti. Contatateci se desiderate un articolo simile che non è riportato in questo catalogo: è possibile che possiamo offrire anche questi. TVH è un fornitore di pezzi di ricambio e accessori per OEM, riferimenti OEM e marche sono solo indicativi e non implicano che gli accessori e/o di componenti derivino dal costruttore originale o dal produttore del componente. Si prega di consultare i nostri termini di vendita su www.tvh.com/avv.
-  Części z tego katalogu są zazwyczaj na stanie magazynowym. Również części które nie są wyszczególnione w katalogu mogą być dostarczone na zamówienie w najkrótszym możliwym terminie. Opis części O.E.M. jest używany informacyjnie i nie wskazuje na to, że dany produkt jest wyprodukowany przez podanego producenta. Zawartość katalogu może ulec zmianie bez wcześniejszego informowania o tym. Wszystkie użyte zdjęcia, rysunki, nazwy marek, opis i numery służą tylko do identyfikacji. Proszę zapoznać się z naszymi ogólnymi warunkami sprzedaży na www.tvh.com/avv.
-  Запчасти из настоящего списка, как правило, имеются в запасе, если только он не распродан. Прочие, не фигурирующие в списке артикулы, могут быть поставлены в самые кратчайшие сроки. Указание оригинальных номеров производителя не предполагает обязательного оригинального происхождения самих деталей. Данный список может изменяться без предварительного уведомления. Все использованные фото, рисунки, иллюстрации, названия брендов, наименования и номера служат исключительно для цели идентификации. Пожалуйста, ознакомьтесь с нашими общими условиями продажи на www.tvh.com/avv.





passionate people
clear communication **happy customers**
smart solutions excellent experiences
strong ambitions

Dear customer,

In 1969 Paul Thermote and Paul Vanhalst began servicing and selling agricultural machinery, construction machinery and forklift trucks. Today, TVH is one of the most respected names in the material handling industry. Over the past 50 years we have grown from 2 founders to more than 6700 employees with offices and distribution facilities on every continent.

We are committed to being the worldwide leading supplier of quality replacement parts, safety equipment, and accessories for the material handling and industrial equipment industry. While we take pride in our quality products, we know that without our customers, we would not exist. We are continually striving to increase our product range and to improve our services in order to be the true one-stop shop for our valued customers.

We are looking forward to working with you.



Watch our
company movie.

The Thermote & Vanhalst families



HOW CAN WE SERVE YOU?



All parts, all makes



Computer-controlled stock management
> 315 700 m² of warehousing



One-stop shop
> 775 000 stock items



Webshop & online support
> 42 000 000 known references



Technically skilled employees
Assistance in 37 languages
64 nationalities



78 parts branches worldwide
Happy customers in over 180 countries
Same-day shipment, next-day delivery



Quality is our priority

Is quality also a priority in your business? Rely on TVH as your partner.

In-depth product knowledge and specific testing equipment allows us to continuously improve processes and quality standards.



Strong brands, guaranteed quality

TVH is your global one-stop shop for parts and accessories for material handling, industrial and agricultural equipment. Regardless of the make, type and year of construction of your material handling or industrial equipment machine: TVH always has a solution.

Reliable products and services contribute to the day-to-day success of your company. That's why we at TVH choose top quality brands for our maintenance, repair and operation products, just like you do.

In addition, our strong house brands guarantee an excellent range and quality standard for mechanical and hydraulic attachments, internal transport equipment, battery chargers and accessories ...






What can you expect more?

Our offer of **reconditioned parts** is unique in the market. Our technicians follow the strictest quality procedures to finalise the reconditioning. After extensive testing, the parts are then placed in stock.

We also repair **electronic parts** in our high-tech electronics department. Our range includes printed circuit boards, electronic speed controllers, displays, chargers, contactors, joysticks, accelerators and directional switches.



Discover our outlet store with new and second-hand products at rock-bottom prices.

Go to www.tvh.com/tvhbay



Visit our webshop whenever and wherever you want.
Request your login details now and benefit from the many advantages offered in MyTotalSource!



Discover the possibilities of the **MyTotalSource app**.
The MyTotalSource app offers you the possibility to request offers, place orders and scan bar codes of references from your smartphone.

For any questions, call or mail our help desk for free support:
T +32 56 43 48 66
ecommerce@tvh.com

www.tvh.com

TVH EQUIPMENT

Second-hand equipment & Electric warehousing




- 600 lift trucks in stock
- 300 mobile elevating work platforms
- Telehandlers and all-terrain trucks
- Masts and attachments

Go to www.tvh-used-equipment.com





STAY INFORMED



**DOWNLOAD CATALOGUES &
WATCH PRODUCT MOVIES**

www.tvh.com/downloads



SUBSCRIBE TO OUR NEWSLETTER

www.tvh.com/newsletter



READ BLOG POSTS WITH TIPS & TRICKS

www.tvh.com/blog



FOLLOW US ON SOCIAL MEDIA





NICE TO KNOW

· Nice to know	1
----------------------	---

WINDSHIELDS & GLAZING used on

· ATLAS	22
· AUSA	25
· BOBCAT	27
· BOMAG	51
· CASE	53
· CATERPILLAR	120
· CLAAS	214
· DAEWOO-DOOSAN	224
· DEUTZ	243
· DIECI	247
· DYNAPAC	253
· FORD	255
· GENIE	278
· HAULOTTE	283
· HITACHI	286
· HYUNDAI	291
· JCB	293
· JLG	404
· JOHN DEERE	412
· KOMATSU	417
· KRAMER	432
· KUBOTA	435
· LANDINI	449
· LIEBHERR	451
· MANITOU	462
· MASSEY FERGUSON	529
· MC CORMICK	541
· MERLO	543
· NEW HOLLAND	560
· SAMBRON	586
· TAKEUCHI	588
· TEREX	593
· VOLVO	595
· WEIDEMANN	616
· YANMAR	623

UNIVERSAL PARTS	657
------------------------------	------------

WORKSHOP & WAREHOUSE SUPPLIES AND PPE	663
--	------------

GOED OM TE WETEN

· Goed om te weten	1
--------------------------	---

VOORRUITEN & BEGLAZING gebruikt voor

· ATLAS	22
· AUSA	25
· BOBCAT	27
· BOMAG	51
· CASE	53
· CATERPILLAR	120
· CLAAS	214
· DAEWOO-DOOSAN	224
· DEUTZ	243
· DIECI	247
· DYNAPAC	253
· FORD	255
· GENIE	278
· HAULOTTE	283
· HITACHI	286
· HYUNDAI	291
· JCB	293
· JLG	404
· JOHN DEERE	412
· KOMATSU	417
· KRAMER	432
· KUBOTA	435
· LANDINI	449
· LIEBHERR	451
· MANITOU	462
· MASSEY FERGUSON	529
· MC CORMICK	541
· MERLO	543
· NEW HOLLAND	560
· SAMBRON	586
· TAKEUCHI	588
· TEREX	593
· VOLVO	595
· WEIDEMANN	616
· YANMAR	623

UNIVERSELE ONDERDELEN	657
------------------------------------	------------

MAGAZIJN-, WERKPLAATSBENODIGDHEDEN EN PBM	663
--	------------



BON À SAVOIR

· Bon à savoir	1
----------------------	---

PARE-BRISE & VITRAGE utilisés pour

· ATLAS	22
· AUSA	25
· BOBCAT	27
· BOMAG	51
· CASE	53
· CATERPILLAR	120
· CLAAS	214
· DAEWOO-DOOSAN	224
· DEUTZ	243
· DIECI	247
· DYNAPAC	253
· FORD	255
· GENIE	278
· HAULOTTE	283
· HITACHI	286
· HYUNDAI	291
· JCB	293
· JLG	404
· JOHN DEERE	412
· KOMATSU	417
· KRAMER	432
· KUBOTA	435
· LANDINI	449
· LIEBHERR	451
· MANITOU	462
· MASSEY FERGUSON	529
· MC CORMICK	541
· MERLO	543
· NEW HOLLAND	560
· SAMBRON	586
· TAKEUCHI	588
· TEREX	593
· VOLVO	595
· WEIDEMANN	616
· YANMAR	623

PIÈCES UNIVERSELLES	657
----------------------------------	------------

FOURNITURES D'ATELIER, D'ENTREPÔT ET EPI	663
---	------------

GUT ZU WISSEN

· Gut zu wissen	1
-----------------------	---

WINDSCHUTZSCHEIBEN & VERGLASUNG verwendet für

· ATLAS	22
· AUSA	25
· BOBCAT	27
· BOMAG	51
· CASE	53
· CATERPILLAR	120
· CLAAS	214
· DAEWOO-DOOSAN	224
· DEUTZ	243
· DIECI	247
· DYNAPAC	253
· FORD	255
· GENIE	278
· HAULOTTE	283
· HITACHI	286
· HYUNDAI	291
· JCB	293
· JLG	404
· JOHN DEERE	412
· KOMATSU	417
· KRAMER	432
· KUBOTA	435
· LANDINI	449
· LIEBHERR	451
· MANITOU	462
· MASSEY FERGUSON	529
· MC CORMICK	541
· MERLO	543
· NEW HOLLAND	560
· SAMBRON	586
· TAKEUCHI	588
· TEREX	593
· VOLVO	595
· WEIDEMANN	616
· YANMAR	623

UNIVERSELLE ERSATZTEILE	657
--------------------------------------	------------

WERKSTATT- & LAGERBEDARF UND PSA	663
---	------------



INTERSAÑTE PARA SABER

· Interesante para saber.....	1
-------------------------------	---

PARABRISAS & CRISTALES utilizados para

· ATLAS.....	22
· AUSA.....	25
· BOBCAT.....	27
· BOMAG.....	51
· CASE.....	53
· CATERPILLAR.....	120
· CLAAS.....	214
· DAEWOO-DOOSAN.....	224
· DEUTZ.....	243
· DIECI.....	247
· DYNAPAC.....	253
· FORD.....	255
· GENIE.....	278
· HAULOTTE.....	283
· HITACHI.....	286
· HYUNDAI.....	291
· JCB.....	293
· JLG.....	404
· JOHN DEERE.....	412
· KOMATSU.....	417
· KRAMER.....	432
· KUBOTA.....	435
· LANDINI.....	449
· LIEBHERR.....	451
· MANITOU.....	462
· MASSEY FERGUSON.....	529
· MC CORMICK.....	541
· MERLO.....	543
· NEW HOLLAND.....	560
· SAMBRON.....	586
· TAKEUCHI.....	588
· TEREX.....	593
· VOLVO.....	595
· WEIDEMANN.....	616
· YANMAR.....	623

RECAMBIOS UNIVERSALES.....	657
-----------------------------------	------------

SUMINISTROS DE TALLER Y ALMACÉN Y EPI.....	663
---	------------

BOM SABER

· Bom Saber.....	1
------------------	---

PÁRA-BRISAS & VIDROS usados para

· ATLAS.....	22
· AUSA.....	25
· BOBCAT.....	27
· BOMAG.....	51
· CASE.....	53
· CATERPILLAR.....	120
· CLAAS.....	214
· DAEWOO-DOOSAN.....	224
· DEUTZ.....	243
· DIECI.....	247
· DYNAPAC.....	253
· FORD.....	255
· GENIE.....	278
· HAULOTTE.....	283
· HITACHI.....	286
· HYUNDAI.....	291
· JCB.....	293
· JLG.....	404
· JOHN DEERE.....	412
· KOMATSU.....	417
· KRAMER.....	432
· KUBOTA.....	435
· LANDINI.....	449
· LIEBHERR.....	451
· MANITOU.....	462
· MASSEY FERGUSON.....	529
· MC CORMICK.....	541
· MERLO.....	543
· NEW HOLLAND.....	560
· SAMBRON.....	586
· TAKEUCHI.....	588
· TEREX.....	593
· VOLVO.....	595
· WEIDEMANN.....	616
· YANMAR.....	623

PEÇAS UNIVERSAIS.....	657
------------------------------	------------

MATERIAL DE OFICINA & ARMAZÉM E PPE.....	663
---	------------



UTILE DA SAPERE

· Utile da sapere	1
-------------------------	---

PARABREZZA & VETRI usati per

· ATLAS	22
· AUSA	25
· BOBCAT	27
· BOMAG	51
· CASE	53
· CATERPILLAR	120
· CLAAS	214
· DAEWOO-DOOSAN	224
· DEUTZ	243
· DIECI	247
· DYNAPAC	253
· FORD	255
· GENIE	278
· HAULOTTE	283
· HITACHI	286
· HYUNDAI	291
· JCB	293
· JLG	404
· JOHN DEERE	412
· KOMATSU	417
· KRAMER	432
· KUBOTA	435
· LANDINI	449
· LIEBHERR	451
· MANITOU	462
· MASSEY FERGUSON	529
· MC CORMICK	541
· MERLO	543
· NEW HOLLAND	560
· SAMBRON	586
· TAKEUCHI	588
· TEREX	593
· VOLVO	595
· WEIDEMANN	616
· YANMAR	623

RICAMBI UNIVERSALI	657
---------------------------------	------------

FORNITURE PER OFFICINA & MAGAZZINO E DPI	663
---	------------

DOBRE WIEDZIEĆ

· Dobrze wiedzieć	1
-------------------------	---

SZYBY I OKNA używane w maszynach

· ATLAS	22
· AUSA	25
· BOBCAT	27
· BOMAG	51
· CASE	53
· CATERPILLAR	120
· CLAAS	214
· DAEWOO-DOOSAN	224
· DEUTZ	243
· DIECI	247
· DYNAPAC	253
· FORD	255
· GENIE	278
· HAULOTTE	283
· HITACHI	286
· HYUNDAI	291
· JCB	293
· JLG	404
· JOHN DEERE	412
· KOMATSU	417
· KRAMER	432
· KUBOTA	435
· LANDINI	449
· LIEBHERR	451
· MANITOU	462
· MASSEY FERGUSON	529
· MC CORMICK	541
· MERLO	543
· NEW HOLLAND	560
· SAMBRON	586
· TAKEUCHI	588
· TEREX	593
· VOLVO	595
· WEIDEMANN	616
· YANMAR	623

CZĘŚCI UNIWERSALNE	657
---------------------------------	------------

MATERIAŁY WARSZTATOWE I MAGAZYNOWE ORAZ ŚRODKI OCHRONY OSOBISTEJ	663
---	------------



ПОЛЕЗНО ЗНАТЬ

· Полезно знать.....	1
----------------------	---

ЛОБОВЫЕ СТЕКЛА И ОКНА применимые для

· ATLAS.....	22
· AUSA.....	25
· BOBCAT.....	27
· BOMAG.....	51
· CASE.....	53
· CATERPILLAR.....	120
· CLAAS.....	214
· DAEWOO-DOOSAN.....	224
· DEUTZ.....	243
· DIECI.....	247
· DYNAPAC.....	253
· FORD.....	255
· GENIE.....	278
· HAULOTTE.....	283
· HITACHI.....	286
· HYUNDAI.....	291
· JCB.....	293
· JLG.....	404
· JOHN DEERE.....	412
· KOMATSU.....	417
· KRAMER.....	432
· KUBOTA.....	435
· LANDINI.....	449
· LIEBHERR.....	451
· MANITOU.....	462
· MASSEY FERGUSON.....	529
· MC CORMICK.....	541
· MERLO.....	543
· NEW HOLLAND.....	560
· SAMBRON.....	586
· TAKEUCHI.....	588
· TEREX.....	593
· VOLVO.....	595
· WEIDEMANN.....	616
· YANMAR.....	623

УНИВЕРСАЛЬНЫЕ ЧАСТИ.....	657
---------------------------------	------------

МАТЕРИАЛЫ ДЛЯ МАСТЕРСКИХ И СКЛАДОВ И СИЗ.....	663
--	------------



NOTES

NOTES

A series of horizontal dotted lines providing a space for notes.



NICE TO KNOW



NICE TO KNOW

About **GLASSINTER**

With the brand **GLASSINTER**, TVH builds on more than 35 years of experience in the glass industry. Thanks to the expertise of the French GDI-group (Glaces Distribution Internationale), Glassinter guarantees a high-quality range of replacement glazing, specifically designed for cabins of agricultural machinery and industrial equipment. Glassinter glazing meets the European and American quality standards (R43 and DOT) and is primarily manufactured in Europe. Since the acquisition of the GDI-group by TVH in 2016, Glassinter has reinforced the range of TVH, the one-stop shop supplier for material handling and industrial equipment. Glassinter is your safest choice.

GLASSINTER[®]

How should you use this catalogue?

This catalogue features windshields and glazing for skid steer loaders, mini-excavators and telehandlers. In total, you will find 33 makes in this catalogue: these are arranged alphabetically, ranging from Atlas, over JLG, to Yanmar. Each make is a chapter on its own.

Each chapter starts with an overview of the machine models that you we offer parts - in this case windows - for. In the example below, you can find the models for Atlas:

Used on: ATLAS			
Model	Series	Model	Series
AR 50	AR 50-AR 60	AR 65	AR 55-AR 65-AR 65 SUPER
AR 55	AR 55-AR 65-AR 65 SUPER	AR 65 SUPER	AR 55-AR 65-AR 65 SUPER
AR 60	AR 50-AR 60		

Then, for each model, you can find an overview of the corresponding windows with a drawing. In this way, you can already check out the shape and dimensions of the window, which will simplify the search for the correct window. In the example below, the windows for Atlas AR 50-AR 60 can be found:

Used on: ATLAS AR 50-AR 60

A AR 50
B AR 60

	<p>Window, cabin LH door Flat, clear</p> <p>Used on machine type: A, B</p> <p>REF 164TA3686</p>		<p>Window, cabin side Rit, opening, flat, clear</p> <p>Used on machine type: A, B</p> <p>REF 164TA3687</p>
	<p>Window, cabin front Curved, clear</p> <p>Used on machine type: A, B</p> <p>REF 165TA3437</p>		<p>Window, cabin side Rit, opening, flat, clear</p> <p>Used on machine type: A, B</p> <p>REF 165TA3438</p>



NICE TO KNOW

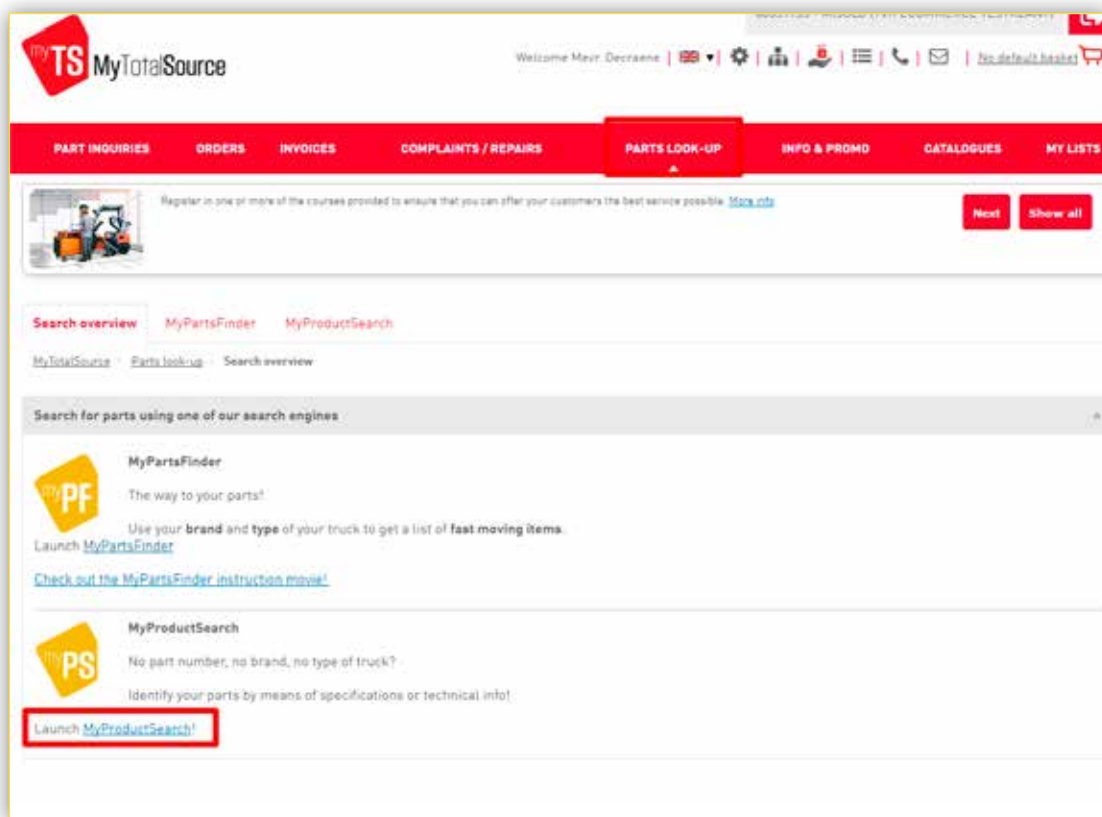
MyTotalSource

Your interactive online webshop for spare parts



Didn't find what you were looking for in this catalogue?

Then be sure to use our online webshop. Our search modules **MyPartsFinder** (search by make and model) and **MyProductSearch** (search by specifications/technical info) make it easy for you to find the window you need.



How?

1. Go to **MyTotalSource**
2. Go to 'Parts Look-up' and choose **MyProductSearch**
3. Choose the group **CABS, SEATS AND HOODS**
4. Choose the group **CAB COMPLETE AND PARTS**
5. Choose the group **WINDOWPANEL CAB**
6. Enter the dimensions (width, height, thickness ...) you need to get a list of possible options
7. Click on the Euro-symbol to get a pop-up inquiry or click on the i-button to see the technical details

No login yet? Request your login details now via ecommerce@tvh.com

HELPDESK: T +32 56 43 48 66



NICE TO KNOW

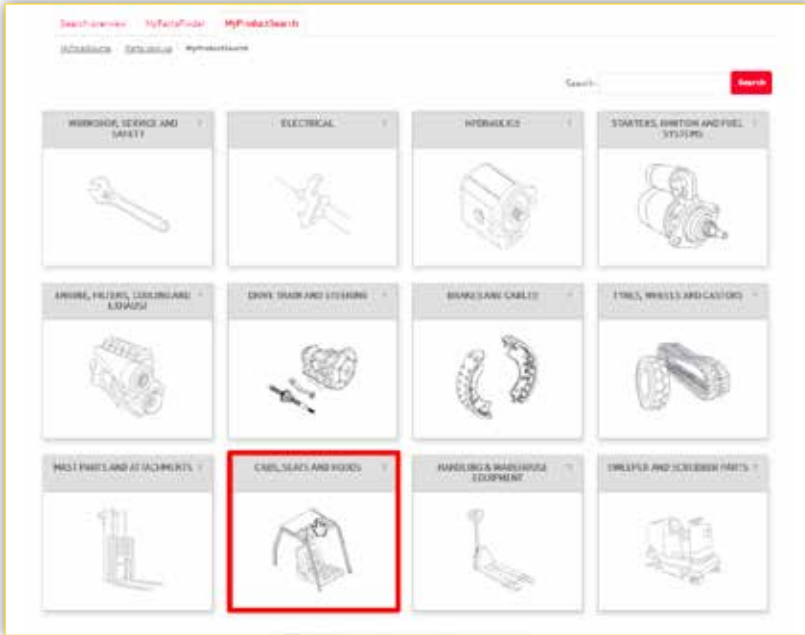
MyTotalSource

Your interactive online webshop for spare parts

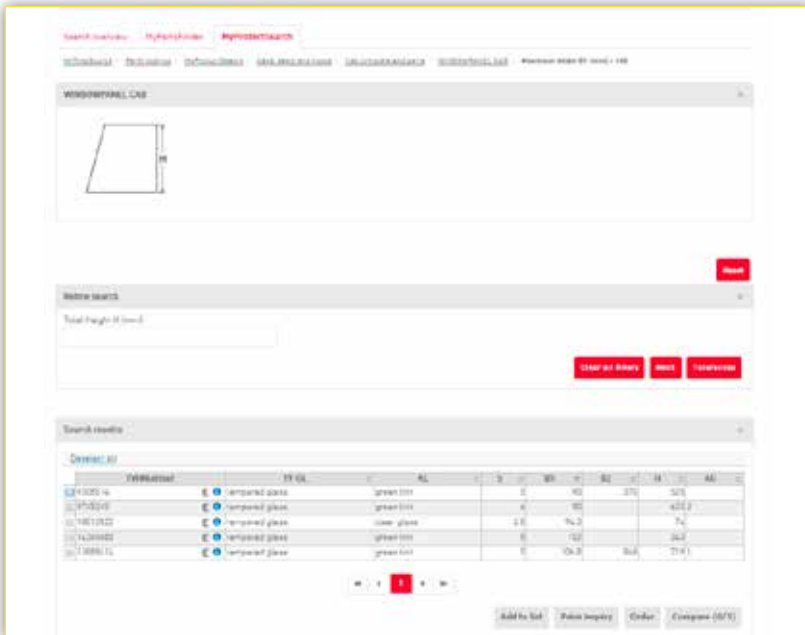


The user-friendly search modules **MyPartsFinder** (search by brand and truck type) and **MyProductSearch** (search by specifications/technical info) allow you to always find the correct part!

Dimensions shown in this catalogue are standard dimensions. Measured dimensions may vary slightly.



MyProductSearch
Find your product



Click on the Euro-symbol to get a price inquiry in pop-up, click on the i-button to see the technical info.

Still haven't found what you were looking for in this catalogue as well as in our online webshop **MyTotalSource**? Contact us today and our friendly staff will be happy to assist you!

No login yet? Request your login details now via ecommerce@tvh.com
HELPDESK: T +32 56 43 48 66



English	Nederlands
DESCRIPTION	OMSCHRIJVING
BLADE, WIPER ARM	BLAD, WISSERARM
GAS SPRING, CABIN DOOR	GASVEER, CABINEDEUR
GAS SPRING, CABIN REAR WINDOW	GASVEER, CABINE ACHTERRUIT
GAS SPRING, CABIN SIDE WINDOW	GASVEER, CABINE ZIJRUIT
GAS SPRING, HOOD/COVER	GASVEER, MOTORKAP/AFDEKKING
GAS SPRING, HOOD/COVER LH	GASVEER, MOTORKAP/AFDEKKING LINKS
GAS SPRING, HOOD/COVER RH	GASVEER, MOTORKAP/AFDEKKING RECHTS
HANDLE, CABIN DOOR	HANDVAT, CABINEDEUR
HINGE, CABIN WINDOW	SCHARNIER, CABINERUIT
LIQUID GASKET	VLOEIBARE DICHTING
MIRROR	SPIEGEL
SEAL, CABIN FRONT WINDOW	DICHTING, CABINE VOORRUIT
SEAL, CABIN REAR WINDOW	DICHTING, CABINE ACHTERRUIT
SEAL, CABIN WINDOW	DICHTING, CABINERUIT
WINDOW, CABIN DOOR	RUIT, CABINEDEUR
WINDOW, CABIN DOOR LOWER	RUIT, CABINEDEUR ONDER
WINDOW, CABIN DOOR UPPER	RUIT, CABINEDEUR BOVEN
WINDOW, CABIN FRONT	RUIT, CABINE VOORAAN
WINDOW, CABIN FRONT LOWER	RUIT, CABINE VOORAAN ONDER
WINDOW, CABIN FRONT UPPER	RUIT, CABINE VOORAAN BOVEN
WINDOW, CABIN LH DOOR	RUIT, CABINE LINKERDEUR
WINDOW, CABIN LH DOOR LOWER	RUIT, CABINE LINKERDEUR ONDER
WINDOW, CABIN LH DOOR UPPER	RUIT, CABINE LINKERDEUR BOVEN
WINDOW, CABIN REAR	RUIT, CABINE ACHTERAAN
WINDOW, CABIN RH DOOR	RUIT, CABINE RECHTERDEUR
WINDOW, CABIN RH DOOR LOWER	RUIT, CABINE RECHTERDEUR ONDER
WINDOW, CABIN RH DOOR UPPER	RUIT, CABINE RECHTERDEUR BOVEN
WINDOW, CABIN ROOF	RUIT, CABINE DAK
WINDOW, CABIN SIDE	RUIT, CABINE ZIJKANT
WINDOW, CABIN SIDE LOWER	RUIT, CABINE ZIJKANT ONDER
WINDOW, CABIN SIDE UPPER	RUIT, CABINE ZIJKANT BOVEN
REMARKS	OPMERKINGEN
BIG WIPER MOTOR AXE FROM LH SIDE	GROTE WISSERMOTORAS VAN LINKERKANT
BLACK	ZWART
BLACK PLASTIC	ZWART PLASTIC
BRONZE TINTED	BRONS GETINT
BROWN	BRUIN
CENTRAL	CENTRAAL
CLEAR	TRANSPARANT
CORNER	HOEK
CURVED	GEBOGEN
DE-ICING	VERWARMD
FLAT	PLAT
FRONT	VOOR
GREEN TINTED	GROEN GETINT
GREY TINTED	GRIJS GETINT
HEATED	VERWARMD



English	Nederlands
INCLUDES PRINT FOR WIPER MOTOR	INCLUSIEF BEDRUKKING VOOR WISSERMOTOR
LAMINATED	GELAMINEERD
LENGTH	LENGTE
LEXAN	LEXAN
LH	LINKS
LOWER	ONDER
LOWER PART	ONDERSTE DEEL
OPENING	OPENING
OVAL SHAPE	OVAAL
POLYCARBONATE SCREEN	POLYCARBONAATPLAAT
REAR	ACHTER
RH	RECHTS
SIDE	ZIJKANT
SLIDING	GLIJDEND
THICKNESS	DIKTE
UPPER	BOVEN
WIDTH	BREEDTE



English	Français
DESCRIPTION	DESCRIPTION
BLADE, WIPER ARM	BALAI, ESSUIE-GLACE
GAS SPRING, CABIN DOOR	RESSORT À GAZ, PORTE DE LA CABINE
GAS SPRING, CABIN REAR WINDOW	RESSORT À GAZ, VITRE ARRIÈRE DE LA PORTE DE LA CABINE
GAS SPRING, CABIN SIDE WINDOW	RESSORT À GAZ, VITRE LATÉRALE DE LA PORTE DE LA CABINE
GAS SPRING, HOOD/COVER	RESSORT À GAZ, CAPUCHON/PROTECTION
GAS SPRING, HOOD/COVER LH	RESSORT À GAZ, CAPUCHON/PROTECTION GAUCHE
GAS SPRING, HOOD/COVER RH	RESSORT À GAZ, CAPUCHON/PROTECTION DROITE
HANDLE, CABIN DOOR	POIGNÉE, PORTE DE LA CABINE
HINGE, CABIN WINDOW	CHARNIÈRE, VITRE DE LA CABINE
LIQUID GASKET	JOINT LIQUIDE
MIRROR	RÉTROVISEUR
SEAL, CABIN FRONT WINDOW	JOINT, VITRE CABINE AVANT
SEAL, CABIN REAR WINDOW	JOINT, VITRE CABINE ARRIÈRE
SEAL, CABIN WINDOW	JOINT, VITRE CABINE
WINDOW, CABIN DOOR	VITRE, PORTE CABINE
WINDOW, CABIN DOOR LOWER	VITRE, PORTE CABINE INFÉRIEURE
WINDOW, CABIN DOOR UPPER	VITRE, PORTE CABINE SUPÉRIEURE
WINDOW, CABIN FRONT	VITRE, CABINE AVANT
WINDOW, CABIN FRONT LOWER	VITRE, PORTE CABINE AVANT INFÉRIEURE
WINDOW, CABIN FRONT UPPER	VITRE, PORTE CABINE AVANT SUPÉRIEURE
WINDOW, CABIN LH DOOR	VITRE, PORTE CABINE GAUCHE
WINDOW, CABIN LH DOOR LOWER	VITRE, PORTE CABINE GAUCHE INFÉRIEURE
WINDOW, CABIN LH DOOR UPPER	VITRE, PORTE CABINE GAUCHE SUPÉRIEURE
WINDOW, CABIN REAR	VITRE, CABINE ARRIÈRE
WINDOW, CABIN RH DOOR	VITRE, PORTE CABINE DROITE
WINDOW, CABIN RH DOOR LOWER	VITRE, PORTE CABINE DROITE INFÉRIEURE
WINDOW, CABIN RH DOOR UPPER	VITRE, PORTE CABINE DROITE SUPÉRIEURE
WINDOW, CABIN ROOF	VITRE, TOIT CABINE
WINDOW, CABIN SIDE	VITRE, CABINE LATÉRALE
WINDOW, CABIN SIDE LOWER	VITRE, CABINE LATÉRALE INFÉRIEURE
WINDOW, CABIN SIDE UPPER	VITRE, CABINE LATÉRALE SUPÉRIEURE
REMARKS	REMARQUES
BIG WIPER MOTOR AXE FROM LH SIDE	GRAND ESSIEU DE MOTEUR D'ESSUIE-GLACE DU CÔTÉ GAUCHE
BLACK	NOIR
BLACK PLASTIC	PLASTIQUE NOIR
BRONZE TINTED	TEINTÉ BRONZE
BROWN	BRUN
CENTRAL	CENTRAL
CLEAR	TRANSPARENT
CORNER	COIN
CURVED	COURBÉ
DE-ICING	DÉGIVRAGE
FLAT	CLAIR
FRONT	AVANT
GREEN TINTED	TEINTÉ VERT
GREY TINTED	TEINTÉ GRIS
HEATED	CHAUFFANT



English	Français
INCLUDES PRINT FOR WIPER MOTOR	CONTIENT EMPREINTE POUR MOTEUR D'ESSUIE-GLACE
LAMINATED	LAMINÉ
LENGTH	LONGUEUR
LEXAN	LEXAN
LH	GAUCHE
LOWER	INFÉRIEUR
LOWER PART	PARTIE INFÉRIEURE
OPENING	OUVERTURE
OVAL SHAPE	FORME OVALE
POLYCARBONATE SCREEN	ÉCRAN POLYCARBONATE
REAR	ARRIÈRE
RH	DROITE
SIDE	CÔTÉ
SLIDING	COULISSANT
THICKNESS	ÉPAISSEUR
UPPER	SUPÉRIEUR
WIDTH	LARGEUR



English	Deutsch
DESCRIPTION	BESCHREIBUNG
BLADE, WIPER ARM	LAMELLE, WISCHARM
GAS SPRING, CABIN DOOR	GASDRUCKFEDER, KABINENTÜR
GAS SPRING, CABIN REAR WINDOW	GASDRUCKFEDER, KABINE SCHEIBE HINTEN
GAS SPRING, CABIN SIDE WINDOW	GASDRUCKFEDER, KABINE SEITENSCHIEBE
GAS SPRING, HOOD/COVER	GASDRUCKFEDER, HAUBE/ABDECKUNG
GAS SPRING, HOOD/COVER LH	GASDRUCKFEDER, HAUBE/ABDECKUNG LINKS
GAS SPRING, HOOD/COVER RH	GASDRUCKFEDER, HAUBE/ABDECKUNG RECHTS
HANDLE, CABIN DOOR	GRIFF, KABINE TÜR
HINGE, CABIN WINDOW	SCHARNIER, KABINE SCHEIBE
LIQUID GASKET	FLÜSSIGE DICHTUNG
MIRROR	SPIEGEL
SEAL, CABIN FRONT WINDOW	DICHTUNG, KABINE FRONTSCHIEBE
SEAL, CABIN REAR WINDOW	DICHTUNG, KABINE SCHEIBE HINTEN
SEAL, CABIN WINDOW	DICHTUNG, KABINE SCHEIBE
WINDOW, CABIN DOOR	SCHIEBE, KABINE TÜR
WINDOW, CABIN DOOR LOWER	SCHIEBE, KABINE TÜR UNTEN
WINDOW, CABIN DOOR UPPER	SCHIEBE, KABINE TÜR OBEN
WINDOW, CABIN FRONT	SCHIEBE, KABINE VORNE
WINDOW, CABIN FRONT LOWER	SCHIEBE, KABINE VORNE UNTEN
WINDOW, CABIN FRONT UPPER	SCHIEBE, KABINE VORNE OBEN
WINDOW, CABIN LH DOOR	SCHIEBE, KABINE LINKS TÜR
WINDOW, CABIN LH DOOR LOWER	SCHIEBE, KABINE LINKS TÜR UNTEN
WINDOW, CABIN LH DOOR UPPER	SCHIEBE, KABINE LINKS TÜR OBEN
WINDOW, CABIN REAR	SCHIEBE, KABINE HINTEN
WINDOW, CABIN RH DOOR	SCHIEBE, KABINE RECHTS TÜR
WINDOW, CABIN RH DOOR LOWER	SCHIEBE, KABINE RECHTS TÜR UNTEN
WINDOW, CABIN RH DOOR UPPER	SCHIEBE, KABINE RECHTS TÜR OBEN
WINDOW, CABIN ROOF	SCHIEBE, KABINE DACH
WINDOW, CABIN SIDE	SCHIEBE, KABINE SEITE
WINDOW, CABIN SIDE LOWER	SCHIEBE, KABINE SEITE UNTEN
WINDOW, CABIN SIDE UPPER	SCHIEBE, KABINE SEITE OBEN
REMARKS	BEMERKUNGEN
BIG WIPER MOTOR AXE FROM LH SIDE	GROSSE WISCHERMOTORACHSE VON DER LINKEN SEITE
BLACK	SCHWARZ
BLACK PLASTIC	SCHWARZER KUNSTSTOFF
BRONZE TINTED	BRONZEFARBEN
BROWN	BRAUN
CENTRAL	ZENTRAL
CLEAR	KLAR
CORNER	ECKSCHIEBE
CURVED	GEBOGEN
DE-ICING	ENTEISUNG
FLAT	FLACH
FRONT	VORNE
GREEN TINTED	GRÜN GETÖNT
GREY TINTED	GRAU GETÖNT
HEATED	BEHEIZT



English	Deutsch
INCLUDES PRINT FOR WIPER MOTOR	ABDRUCK FÜR WISCHERMOTOR ENTHALTEN
LAMINATED	LAMINIERT
LENGTH	LÄNGE
LEXAN	LEXAN
LH	LINKS
LOWER	UNTEN
LOWER PART	UNTERER TEIL
OPENING	ÖFFNUNG
OVAL SHAPE	OVALFORM
POLYCARBONATE SCREEN	POLYCARBONATSCHIEBE
REAR	HINTEN
RH	RECHTS
SIDE	SEITE
SLIDING	SCHIEBEND
THICKNESS	DICKE
UPPER	OBEN
WIDTH	BREITE



English	Español
DESCRIPTION	DESCRIPCIÓN
BLADE, WIPER ARM	LÁMINA, BRAZO DEL LIMPIAPARABRISAS
GAS SPRING, CABIN DOOR	RESORTE DE GAS, PUERTA DE LA CABINA
GAS SPRING, CABIN REAR WINDOW	RESORTE DE GAS, CRISTAL TRASERO DE LA CABINA
GAS SPRING, CABIN SIDE WINDOW	RESORTE DE GAS, CRISTAL LATERAL DE LA CABINA
GAS SPRING, HOOD/COVER	RESORTE DE GAS, CAPÓ/CUBIERTA
GAS SPRING, HOOD/COVER LH	RESORTE DE GAS, CAPÓ/CUBIERTA LADO IZQUIERDO
GAS SPRING, HOOD/COVER RH	RESORTE DE GAS, CAPÓ/CUBIERTA LADO DERECHO
HANDLE, CABIN DOOR	ASA, PUERTA DE LA CABINA
HINGE, CABIN WINDOW	BISAGRA, CRISTAL DE LA CABINA
LIQUID GASKET	JUNTA LÍQUIDA
MIRROR	ESPEJO
SEAL, CABIN FRONT WINDOW	RETÉN, CRISTAL FRONTAL DE LA CABINA
SEAL, CABIN REAR WINDOW	RETÉN, CRISTAL TRASERO DE LA CABINA
SEAL, CABIN WINDOW	RETÉN, CRISTAL DE LA CABINA
WINDOW, CABIN DOOR	CRISTAL, PUERTA DE LA CABINA
WINDOW, CABIN DOOR LOWER	CRISTAL, PUERTA DE LA CABINA, INFERIOR
WINDOW, CABIN DOOR UPPER	CRISTAL, PUERTA DE LA CABINA, SUPERIOR
WINDOW, CABIN FRONT	CRISTAL, PARTE DELANTERA DE LA CABINA
WINDOW, CABIN FRONT LOWER	CRISTAL, PARTE DELANTERA DE LA CABINA, INFERIOR
WINDOW, CABIN FRONT UPPER	CRISTAL, PARTE DELANTERA DE LA CABINA, SUPERIOR
WINDOW, CABIN LH DOOR	CRISTAL, PUERTA IZQUIERDA DE LA CABINA
WINDOW, CABIN LH DOOR LOWER	CRISTAL, PUERTA IZQUIERDA DE LA CABINA, INFERIOR
WINDOW, CABIN LH DOOR UPPER	CRISTAL, PUERTA IZQUIERDA DE LA CABINA, SUPERIOR
WINDOW, CABIN REAR	CRISTAL, PARTE TRASERA DE LA CABINA
WINDOW, CABIN RH DOOR	CRISTAL, PUERTA DERECHA DE LA CABINA
WINDOW, CABIN RH DOOR LOWER	CRISTAL, PUERTA DERECHA DE LA CABINA, INFERIOR
WINDOW, CABIN RH DOOR UPPER	CRISTAL, PUERTA DERECHA DE LA CABINA, SUPERIOR
WINDOW, CABIN ROOF	CRISTAL, TECHO DE LA CABINA
WINDOW, CABIN SIDE	CRISTAL, LATERAL DE LA CABINA
WINDOW, CABIN SIDE LOWER	CRISTAL, LATERAL DE LA CABINA, INFERIOR
WINDOW, CABIN SIDE UPPER	CRISTAL, LATERAL DE LA CABINA, SUPERIOR
REMARKS	OBSERVACIONES
BIG WIPER MOTOR AXE FROM LH SIDE	GRAN EJE DE MOTOR DEL LIMPIAPARABRISAS DEL LADO IZQUIERDO
BLACK	NEGRO
BLACK PLASTIC	PLÁSTICO NEGRO
BRONZE TINTED	TINTADO DE BRONCE
BROWN	MARRÓN
CENTRAL	CENTRAL
CLEAR	TRANSPARENTE
CORNER	ESQUINA
CURVED	CURVADO
DE-ICING	DESCONGELANTE
FLAT	PLANO
FRONT	FRONTAL
GREEN TINTED	TINTADO DE VERDE
GREY TINTED	TINTADO DE GRIS
HEATED	CALENTADO



English	Español
INCLUDES PRINT FOR WIPER MOTOR	INCLUYE UNA IMPRESIÓN PARA EL MOTOR DEL LIMPIAPARABRISAS
LAMINATED	LAMINADO
LENGTH	LONGITUD
LEXAN	LEXAN
LH	LADO IZQUIERDO
LOWER	INFERIOR
LOWER PART	PARTE INFERIOR
OPENING	APERTURA
OVAL SHAPE	FORMA OVALADA
POLYCARBONATE SCREEN	PANTALLA DE POLICARBONATO
REAR	TRASERO
RH	LADO DERECHO
SIDE	LATERAL
SLIDING	DESLIZANTE
THICKNESS	GROSOR
UPPER	SUPERIOR
WIDTH	ANCHO



English	Português
DESCRIPTION	DESCRIÇÃO
BLADE, WIPER ARM	LÂMINA, BRAÇO LIMPA VIDROS
GAS SPRING, CABIN DOOR	AMORTECEDOR, CABINE PORTA
GAS SPRING, CABIN REAR WINDOW	AMORTECEDOR, CABINE VIDRO TRÁS
GAS SPRING, CABIN SIDE WINDOW	AMORTECEDOR, CABINE VIDRO LATERAL
GAS SPRING, HOOD/COVER	AMORTECEDOR, FOLE/CAPA
GAS SPRING, HOOD/COVER LH	AMORTECEDOR, FOLE/CAPA LH
GAS SPRING, HOOD/COVER RH	AMORTECEDOR, FOLE/CAPA RH
HANDLE, CABIN DOOR	PUNHO, CABINE PORTA
HINGE, CABIN WINDOW	DOBRADIÇA, VIDRO CABINE
LIQUID GASKET	JUNTA LÍQUIDA
MIRROR	ESPELHO
SEAL, CABIN FRONT WINDOW	VEDANTE, VIDRO FRENTE CABINE
SEAL, CABIN REAR WINDOW	VEDANTE, VIDRO TRÁS CABINE
SEAL, CABIN WINDOW	VEDANTE, VIDRO CABINE
WINDOW, CABIN DOOR	VIDRO, CABINE PORTA
WINDOW, CABIN DOOR LOWER	VIDRO, CABINE PORTA INFERIOR
WINDOW, CABIN DOOR UPPER	VIDRO, CABINE PORTA SUPERIOR
WINDOW, CABIN FRONT	VIDRO, CABINE FRENTE
WINDOW, CABIN FRONT LOWER	VIDRO, CABINE FRENTE INFERIOR
WINDOW, CABIN FRONT UPPER	VIDRO, CABINE FRENTE SUPERIOR
WINDOW, CABIN LH DOOR	VIDRO, CABINE PORTA LH
WINDOW, CABIN LH DOOR LOWER	VIDRO, CABINE PORTA INFERIOR LH
WINDOW, CABIN LH DOOR UPPER	VIDRO, CABINE PORTA SUPERIOR LH
WINDOW, CABIN REAR	VIDRO, CABINE TRÁS
WINDOW, CABIN RH DOOR	VIDRO, CABINE PORTA RH
WINDOW, CABIN RH DOOR LOWER	VIDRO, CABINE PORTA INFERIOR RH
WINDOW, CABIN RH DOOR UPPER	VIDRO, CABINE PORTA SUPERIOR RH
WINDOW, CABIN ROOF	VIDRO, CABINE TEJADILHO
WINDOW, CABIN SIDE	VIDRO, CABINE LATERAL
WINDOW, CABIN SIDE LOWER	VIDRO, CABINE LATERAL INFERIOR
WINDOW, CABIN SIDE UPPER	VIDRO, CABINE LATERAL SUPERIOR
REMARKS	OBSERVAÇÕES
BIG WIPER MOTOR AXE FROM LH SIDE	GRANDE EIXO MOTOR LIMPA VIDROS DO LADO LH
BLACK	PRETO
BLACK PLASTIC	PLÁSTICO PRETO
BRONZE TINTED	BRONZE MATIZADO
BROWN	CASTANHO
CENTRAL	CENTRAL
CLEAR	CLARO
CORNER	CANTO
CURVED	CURVO
DE-ICING	DEGELO
FLAT	LISO
FRONT	FRENTE
GREEN TINTED	VERDE MATIZADO
GREY TINTED	CINZA MATIZADO
HEATED	AQUECIDO



English	Português
INCLUDES PRINT FOR WIPER MOTOR	INCLUI PLACA PARA MOTOR LIMPA VIDROS
LAMINATED	LAMINADO
LENGTH	COMPRIMENTO
LEXAN	LEXAN
LH	LH
LOWER	INFERIOR
LOWER PART	PEÇA INFERIOR
OPENING	ABERTURA
OVAL SHAPE	FORMA OVAL
POLYCARBONATE SCREEN	ECRÃ EM POLICARBONATO
REAR	TRASEIRO
RH	RH
SIDE	LATERAL
SLIDING	DESLIZAMENTO
THICKNESS	ESPESSURA
UPPER	SUPERIOR
WIDTH	LARGURA



English	Italiano
DESCRIPTION	DESCRIZIONE
BLADE, WIPER ARM	LAMA, BRACCIO TERGICRISTALLI
GAS SPRING, CABIN DOOR	MOLLA A GAS, SPORTELLO CABINA
GAS SPRING, CABIN REAR WINDOW	MOLLA A GAS, VETRO POSTERIORE CABINA
GAS SPRING, CABIN SIDE WINDOW	MOLLA A GAS, VETRO LATERALE CABINA
GAS SPRING, HOOD/COVER	MOLLA A GAS, CAPPACOPERTURA
GAS SPRING, HOOD/COVER LH	MOLLA A GAS, CAPPACOPERTURA SX
GAS SPRING, HOOD/COVER RH	MOLLA A GAS, CAPPACOPERTURA DX
HANDLE, CABIN DOOR	MANIGLIA, SPORTELLO CABINA
HINGE, CABIN WINDOW	CERNIERA, VETRO CABINA
LIQUID GASKET	GUARNIZIONE LIQUIDA
MIRROR	SPECCHIETTO RETROVISORE
SEAL, CABIN FRONT WINDOW	GUARNIZIONE, VETRO CABINA ANTERIORE
SEAL, CABIN REAR WINDOW	GUARNIZIONE, VETRO CABINA POSTERIORE
SEAL, CABIN WINDOW	GUARNIZIONE, VETRO CABINA
WINDOW, CABIN DOOR	VETRO, SPORTELLO CABINA
WINDOW, CABIN DOOR LOWER	VETRO, SPORTELLO CABINA INFERIORE
WINDOW, CABIN DOOR UPPER	VETRO, SPORTELLO CABINA SUPERIORE
WINDOW, CABIN FRONT	VETRO, CABINA ANTERIORE
WINDOW, CABIN FRONT LOWER	VETRO, CABINA ANTERIORE INFERIORE
WINDOW, CABIN FRONT UPPER	VETRO, CABINA ANTERIORE SUPERIORE
WINDOW, CABIN LH DOOR	VETRO, SPORTELLO CABINA SX
WINDOW, CABIN LH DOOR LOWER	VETRO, SPORTELLO CABINA SX INFERIORE
WINDOW, CABIN LH DOOR UPPER	VETRO, SPORTELLO CABINA SX SUPERIORE
WINDOW, CABIN REAR	VETRO, CABINA POSTERIORE
WINDOW, CABIN RH DOOR	VETRO, SPORTELLO CABINA DX
WINDOW, CABIN RH DOOR LOWER	VETRO, SPORTELLO CABINA DX INFERIORE
WINDOW, CABIN RH DOOR UPPER	VETRO, SPORTELLO CABINA DX SUPERIORE
WINDOW, CABIN ROOF	VETRO, TETTO CABINA
WINDOW, CABIN SIDE	VETRO, CABINA LATERALE
WINDOW, CABIN SIDE LOWER	VETRO, CABINA LATERALE INFERIORE
WINDOW, CABIN SIDE UPPER	VETRO, CABINA LATERALE SUPERIORE
REMARKS	OSSERVAZIONI
BIG WIPER MOTOR AXE FROM LH SIDE	GRANDE ASSE DEL MOTORE TERGICRISTALLO SUL LATO SINISTRO
BLACK	NERO
BLACK PLASTIC	PLASTICA NERA
BRONZE TINTED	BRONZO
BROWN	MARRONE
CENTRAL	CENTRALE
CLEAR	TRASPARENTE
CORNER	ANGOLO
CURVED	BOMBATO
DE-ICING	ANTIGHIACCIO
FLAT	PIATTO
FRONT	ANTERIORE
GREEN TINTED	VERDE
GREY TINTED	GRIGIO
HEATED	TERMICO



English	Italiano
INCLUDES PRINT FOR WIPER MOTOR	INCLUDE UN'IMPRONTA PER IL MOTORE TERGICRISTALLO
LAMINATED	LAMINATO
LENGTH	LUNGHEZZA
LEXAN	LEXAN
LH	SINISTRA
LOWER	INFERIORE
LOWER PART	PARTE INFERIORE
OPENING	APERTURA
OVAL SHAPE	FORMA OVALE
POLYCARBONATE SCREEN	SCHERMO POLICARBONATO
REAR	POSTERIORE
RH	DESTRA
SIDE	LATO
SLIDING	SCORREVOLE
THICKNESS	SPESSORE
UPPER	SUPERIORE
WIDTH	LARGHEZZA



English	Polski
DESCRIPTION	OPIS
BLADE, WIPER ARM	PIÓRO, RAMIĘ WYCIERACZKI
GAS SPRING, CABIN DOOR	SPRĘŻYNA GAZOWA, DRZWI KABINY
GAS SPRING, CABIN REAR WINDOW	SPRĘŻYNA GAZOWA, TYLNA SZYBA KABINY
GAS SPRING, CABIN SIDE WINDOW	SPRĘŻYNA GAZOWA, BOCZNA SZYBA KABINY
GAS SPRING, HOOD/COVER	SPRĘŻYNA GAZOWA, MASKA/POKRYWA
GAS SPRING, HOOD/COVER LH	SPRĘŻYNA GAZOWA, MASKA/POKRYWA LH
GAS SPRING, HOOD/COVER RH	SPRĘŻYNA GAZOWA, MASKA/POKRYWA RH
HANDLE, CABIN DOOR	KLAMKA, DRZWI KABINY
HINGE, CABIN WINDOW	ZAWIAS, SZYBA KABINY
LIQUID GASKET	USZCZELKA W PŁYNIE
MIRROR	LUSTERKO
SEAL, CABIN FRONT WINDOW	USZCZELKA, PRZEDNIA SZYBA KABINY
SEAL, CABIN REAR WINDOW	USZCZELKA, TYLNA SZYBA KABINY
SEAL, CABIN WINDOW	USZCZELKA, SZYBA KABINY
WINDOW, CABIN DOOR	SZYBA, DRZWI KABINY
WINDOW, CABIN DOOR LOWER	SZYBA, DRZWI KABINY DÓŁ
WINDOW, CABIN DOOR UPPER	SZYBA, DRZWI KABINY GÓRA
WINDOW, CABIN FRONT	SZYBA, PRZÓD KABINY
WINDOW, CABIN FRONT LOWER	SZYBA, PRZÓD KABINY DÓŁ
WINDOW, CABIN FRONT UPPER	SZYBA, PRZÓD KABINY GÓRA
WINDOW, CABIN LH DOOR	SZYBA, DRZWI KABINY LH
WINDOW, CABIN LH DOOR LOWER	SZYBA, DRZWI KABINY DÓŁ LH
WINDOW, CABIN LH DOOR UPPER	SZYBA, DRZWI KABINY GÓRA LH
WINDOW, CABIN REAR	SZYBA, TYŁ KABINY
WINDOW, CABIN RH DOOR	SZYBA, DRZWI KABINY RH
WINDOW, CABIN RH DOOR LOWER	SZYBA, DRZWI KABINY DÓŁ RH
WINDOW, CABIN RH DOOR UPPER	SZYBA, DRZWI KABINY GÓRA RH
WINDOW, CABIN ROOF	SZYBA, DACH KABINY
WINDOW, CABIN SIDE	SZYBA, BOK KABINY
WINDOW, CABIN SIDE LOWER	SZYBA, BOK KABINY DÓŁ
WINDOW, CABIN SIDE UPPER	SZYBA, BOK KABINY GÓRY
REMARKS	UWAGI
BIG WIPER MOTOR AXE FROM LH SIDE	DUŻA OŚ SILNIKA WYCIERACZKI, LEWA STRONA
BLACK	CZARNY
BLACK PLASTIC	CZARNY PLASTIK
BRONZE TINTED	BARWIONA NA BRĄZOWO
BROWN	BRĄZ
CENTRAL	ŚRODKOWA
CLEAR	PRZEźROCYSTA
CORNER	NAROŻNIK
CURVED	WYGIĘTA
DE-ICING	ODLADZANIE
FLAT	PŁASKA
FRONT	PRZÓD
GREEN TINTED	BARWIONA NA ZIELONO
GREY TINTED	BARWIONA NA SZARO
HEATED	OGRZEWANIE



English	Polski
INCLUDES PRINT FOR WIPER MOTOR	ZAWIERA OZNACZENIA DO SILNIKÓW WYCIERACZEK
LAMINATED	LAMINOWANA
LENGTH	DŁUGOŚĆ
LEXAN	LEXAN
LH	LH
LOWER	DÓŁ
LOWER PART	DOLNA CZĘŚĆ
OPENING	OTWARCIE
OVAL SHAPE	KSZTAŁT OWALNY
POLYCARBONATE SCREEN	EKRAN POLIWĘGLANOWY
REAR	TYŁ
RH	RH
SIDE	BOK
SLIDING	PRZESUWANA
THICKNESS	GRUBOŚĆ
UPPER	GÓRA
WIDTH	SZEROKOŚĆ



English	Русский
DESCRIPTION	ОПИСАНИЕ
BLADE, WIPER ARM	ЩЕТКА СТЕКЛООЧИСТИТЕЛЯ
GAS SPRING, CABIN DOOR	ГАЗОВЫЙ АМОРТИЗАТОР ДВЕРИ КАБИНЫ
GAS SPRING, CABIN REAR WINDOW	ГАЗОВЫЙ АМОРТИЗАТОР ЗАДНЕГО ОКНА КАБИНЫ
GAS SPRING, CABIN SIDE WINDOW	ГАЗОВЫЙ АМОРТИЗАТОР БОКОВОГО ОКНА КАБИНЫ
GAS SPRING, HOOD/COVER	ГАЗОВЫЙ АМОРТИЗАТОР КАПОТА/КРЫШКИ
GAS SPRING, HOOD/COVER LH	ГАЗОВЫЙ АМОРТИЗАТОР КАПОТА/КРЫШКИ
GAS SPRING, HOOD/COVER RH	ГАЗОВЫЙ АМОРТИЗАТОР КАПОТА/КРЫШКИ
HANDLE, CABIN DOOR	РУЧКА ДВЕРИ КАБИНЫ
HINGE, CABIN WINDOW	ПЕТЛЯ ОКНА КАБИНЫ
LIQUID GASKET	ГЕРМЕТИК
MIRROR	ЗЕРКАЛО
SEAL, CABIN FRONT WINDOW	УПЛОТНЕНИЕ ПЕРЕДНЕГО ОКНА КАБИНЫ
SEAL, CABIN REAR WINDOW	УПЛОТНЕНИЕ ЗАДНЕГО ОКНА КАБИНЫ
SEAL, CABIN WINDOW	УПЛОТНЕНИЕ ОКНА КАБИНЫ
WINDOW, CABIN DOOR	ОКНО ДВЕРИ КАБИНЫ
WINDOW, CABIN DOOR LOWER	НИЖНЕЕ ОКНО ДВЕРИ КАБИНЫ
WINDOW, CABIN DOOR UPPER	ВЕРХНЕЕ ОКНО ДВЕРИ КАБИНЫ
WINDOW, CABIN FRONT	ОКНО КАБИНЫ ПЕРЕДНЕЕ
WINDOW, CABIN FRONT LOWER	ОКНО КАБИНЫ ПЕРЕДНЕЕ НИЖНЕЕ
WINDOW, CABIN FRONT UPPER	ОКНО КАБИНЫ ПЕРЕДНЕЕ ВЕРХНЕЕ
WINDOW, CABIN LH DOOR	ОКНО ЛЕВОЙ ДВЕРИ КАБИНЫ
WINDOW, CABIN LH DOOR LOWER	НИЖНЕЕ ОКНО ЛЕВОЙ ДВЕРИ КАБИНЫ
WINDOW, CABIN LH DOOR UPPER	ВЕРХНЕЕ ОКНО ЛЕВОЙ ДВЕРИ КАБИНЫ
WINDOW, CABIN REAR	ОКНО КАБИНЫ ЗАДНЕЕ
WINDOW, CABIN RH DOOR	ОКНО ПРАВОЙ ДВЕРИ КАБИНЫ
WINDOW, CABIN RH DOOR LOWER	НИЖНЕЕ ОКНО ПРАВОЙ ДВЕРИ КАБИНЫ
WINDOW, CABIN RH DOOR UPPER	ВЕРХНЕЕ ОКНО ПРАВОЙ ДВЕРИ КАБИНЫ
WINDOW, CABIN ROOF	ОКНО КРЫШИ КАБИНЫ
WINDOW, CABIN SIDE	ОКНО КАБИНЫ БОКОВОЕ
WINDOW, CABIN SIDE LOWER	ОКНО КАБИНЫ БОКОВОЕ НИЖНЕЕ
WINDOW, CABIN SIDE UPPER	ОКНО КАБИНЫ БОКОВОЕ ВЕРХНЕЕ
REMARKS	ПРИМЕЧАНИЯ
BIG WIPER MOTOR AXE FROM LH SIDE	МОТОР СТЕКЛООЧИСТИТЕЛЯ ЛЕВОСТОРОННИЙ
BLACK	ЧЕРНОЕ
BLACK PLASTIC	ЧЕРНОЕ, ПЛАСТИКОВОЕ
BRONZE TINTED	С БРОНЗОВОЙ ТОНИРОВКОЙ
BROWN	КОРИЧНЕВОЕ
CENTRAL	ЦЕНТРАЛЬНОЕ
CLEAR	ПРОЗРАЧНОЕ
CORNER	УГЛОВОЕ
CURVED	ИЗОГНУТОЕ
DE-ICING	АНТИОБЛЕДЕНИТЕЛЬНОЕ
FLAT	ПЛОСКОЕ
FRONT	ПЕРЕДНЕЕ
GREEN TINTED	ТОНИРОВАННОЕ ЗЕЛЕНЫМ ЦВЕТОМ
GREY TINTED	ТОНИРОВАННОЕ СЕРЫМ ЦВЕТОМ
HEATED	С ПОДОГРЕВОМ



English	Русский
INCLUDES PRINT FOR WIPER MOTOR	С ПЕЧАТЬЮ ДЛЯ МОТОРА СТЕКЛОЧИСТИТЕЛЯ
LAMINATED	ЛАМИНИРОВАННОЕ
LENGTH	ДЛИНА
LEXAN	LEXAN
LH	ЛЕВОСТОРОННЕЕ
LOWER	НИЖНЕЕ
LOWER PART	НИЖНЯЯ ЧАСТЬ
OPENING	ОТКРЫТИЕ
OVAL SHAPE	ОВАЛЬНОЙ ФОРМЫ
POLYCARBONATE SCREEN	ПОЛИКАРБОНАТОВЫЙ ЭКРАН
REAR	ЗАДНЕЕ
RH	ПРАВОВОСТОРОННЕЕ
SIDE	БОКОВОЕ
SLIDING	РАЗДВИЖНОЕ
THICKNESS	ТОЛЩИНА
UPPER	ВЕРХНЕЕ
WIDTH	ШИРИНА



WINDSHIELDS & GLAZING



Used on: ATLAS

Used on: ATLAS

Model	Series
AR 50	AR 50-AR 60
AR 55	AR 55-AR 65-AR 65 SUPER
AR 60	AR 50-AR 60

Model	Series
AR 65	AR 55-AR 65-AR 65 SUPER
AR 65 SUPER	AR 55-AR 65-AR 65 SUPER



Used on: ATLAS AR 50-AR 60

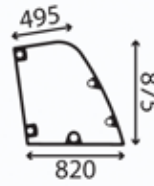
- A AR 50
- B AR 60



Window, cabin LH door
Flat; clear

Used on machine type: A, B

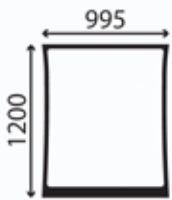
REF 164TA3686



Window, cabin side
RH; opening; flat; clear

Used on machine type: A, B

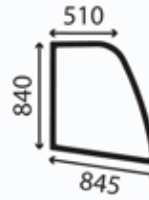
REF 164TA3687



Window, cabin front
Curved; clear

Used on machine type: A, B

REF 165TA3437



Window, cabin side
RH; opening; flat; clear

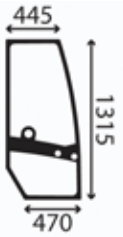
Used on machine type: A, B

REF 165TA3438



Used on: ATLAS AR 55-AR 65-AR 65 SUPER

- A AR 55
- B AR 65
- C AR 65 SUPER



Window, cabin RH door
Flat; green tinted

Used on machine type: A, B, C

REF 164TA3688



Window, cabin LH door
Flat; green tinted

Used on machine type: A, B, C

REF 164TA3689



Window, cabin RH door
Flat; green tinted

Used on machine type: C

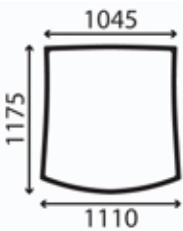
REF 164TA3690



Window, cabin LH door
Flat; green tinted

Used on machine type: C

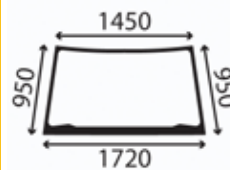
REF 164TA3691



Window, cabin front
Curved; green tinted

Used on machine type: A, B, C

REF 165TA3436



Window, cabin rear
Curved; green tinted

Used on machine type: C

REF 165TA3439



Used on: AUSA

Model	Series
T 144 H	T 144 H
T 204 H	T 200 H - T 300 H
T 235 H	T 200 H - T 300 H

Model	Series
T 276 H	T 200 H - T 300 H
T 306 H	T 200 H - T 300 H
T 307 H	T 200 H - T 300 H

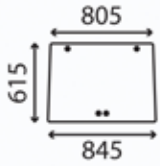
Used on: AUSA



Used on: AUSA

Used on: AUSA T 144 H

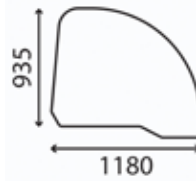
A T 144 H



Window, cabin rear
Flat; clear

Used on machine type: A

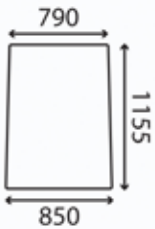
REF 166TA2066



Window, cabin side
RH; flat; clear

Used on machine type: A

REF 166TA2067



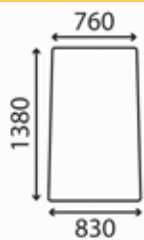
Window, cabin front
Curved; clear

Used on machine type: A

REF 166TA2074

Used on: AUSA T 200 H - T 300 H

A T 204 H
B T 235 H
C T 276 H
D T 306 H
E T 307 H



Window, cabin front
Curved; green tinted

Used on machine type: A, B, C, D, E

REF 166TA2037



Used on: BOBCAT

Model	Series	Model	Series
319	BOBCAT-29	S175	BOBCAT-6
320D	BOBCAT-29	S185	BOBCAT-7
320G	BOBCAT-29	S205	BOBCAT-6
322D	BOBCAT-29	S220	BOBCAT-6
322G	BOBCAT-29	S220 TURBO	BOBCAT-1
440B	BOBCAT-13	S220 TURBO HIGH FLOW	BOBCAT-17
443	BOBCAT-13	S220LC-V	BOBCAT-21
463	BOBCAT-14	S220LC-VBE	BOBCAT-21
543	BOBCAT-16	S220LL	BOBCAT-21
553	BOBCAT-15	S220N	BOBCAT-23
643	BOBCAT-13	S220N-V	BOBCAT-22
645	BOBCAT-13	S250	BOBCAT-7
741	BOBCAT-13	S250LC	BOBCAT-26
743	BOBCAT-16	S250LC-V	BOBCAT-27
751	BOBCAT-5	S300	BOBCAT-6
753	BOBCAT-4	S570	BOBCAT-28
763	BOBCAT-2	S70	BOBCAT-14
843	BOBCAT-13	SOLAR 210W-V	BOBCAT-24
853	BOBCAT-13	SOLAR 225LC-V	BOBCAT-24
863	BOBCAT-3	SOLAR 370LC-V	BOBCAT-24
863H	BOBCAT-13	SOLAR 55	BOBCAT-25
DX140 W	BOBCAT-18	T140	BOBCAT-6
DX160 W	BOBCAT-18	T180	BOBCAT-6
E14	BOBCAT-8	T190	BOBCAT-7
E25	BOBCAT-10	T2250	BOBCAT-30
E26	BOBCAT-11	T250	BOBCAT-6
E35	BOBCAT-12	T2556	BOBCAT-31
E50	BOBCAT-12	T320	BOBCAT-6
S100	BOBCAT-7	T3571	BOBCAT-31
S130	BOBCAT-7	T40140	BOBCAT-31
S130LC-V	BOBCAT-21	T40170	BOBCAT-31
S150	BOBCAT-7	TL358	BOBCAT-20
S160	BOBCAT-6	TL470	BOBCAT-19
S170LC-V	BOBCAT-21	TL470 HF	BOBCAT-19
S170LC-VBE	BOBCAT-21		

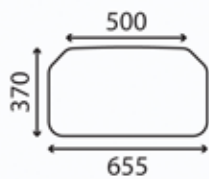
Used on: BOBCAT



Used on: BOBCAT

Used on: BOBCAT-1

A S220 TURBO



Window, cabin rear
Flat; green tinted

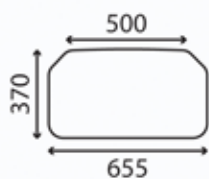
Used on machine type: A

REF 139TA5302

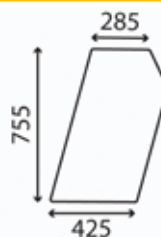


Used on: BOBCAT-2

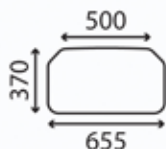
A 763



Window, cabin rear
Flat; green tinted
Used on machine type: A
REF 139TA5302



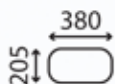
Window, cabin side
Flat; green tinted
Used on machine type: A
REF 164TA3705



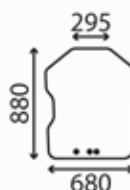
Window, cabin rear
Flat; green tinted; Lexan
Used on machine type: A
REF 166TA2484



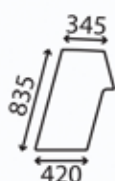
Window, cabin roof
Flat; clear; Lexan
Used on machine type: A
REF 166TA2488



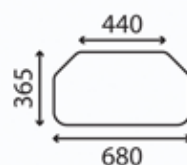
Window, cabin roof
Flat; green tinted
Used on machine type: A
REF 166TA2493



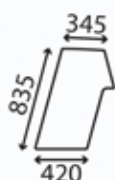
Window, cabin front
Curved; green tinted
Used on machine type: A
REF 166TA2495



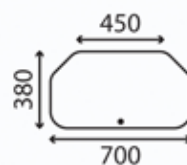
Window, cabin side
RH; rear; flat; green tinted
Used on machine type: A
REF 166TA2507



Window, cabin rear
Flat; clear
Used on machine type: A
REF 166TA2513



Window, cabin side
LH; rear; flat; green tinted
Used on machine type: A
REF 166TA2522

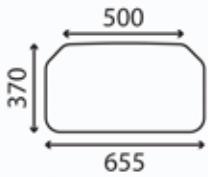


Window, cabin rear
Flat; clear; Lexan
Used on machine type: A
REF 166TA2532



Used on: BOBCAT-3

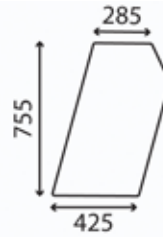
A 863



Window, cabin rear
Flat; green tinted

Used on machine type: A

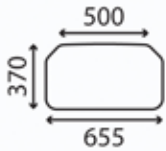
REF 139TA5302



Window, cabin side
Flat; green tinted

Used on machine type: A

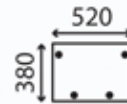
REF 164TA3705



Window, cabin rear
Flat; green tinted; Lexan

Used on machine type: A

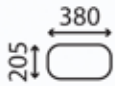
REF 166TA2484



Window, cabin roof
Flat; clear; Lexan

Used on machine type: A

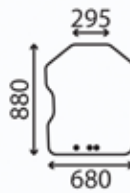
REF 166TA2488



Window, cabin roof
Flat; green tinted

Used on machine type: A

REF 166TA2493



Window, cabin front
Curved; green tinted

Used on machine type: A

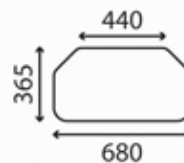
REF 166TA2495



Window, cabin side
RH; rear; flat; green tinted

Used on machine type: A

REF 166TA2507



Window, cabin rear
Flat; clear

Used on machine type: A

REF 166TA2513



Window, cabin roof
Flat; green tinted; Lexan

Used on machine type: A

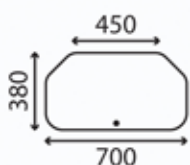
REF 166TA2515



Window, cabin side
LH; rear; flat; green tinted

Used on machine type: A

REF 166TA2522



Window, cabin rear
Flat; clear; Lexan

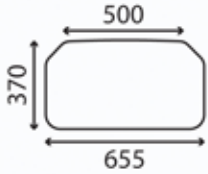
Used on machine type: A

REF 166TA2532

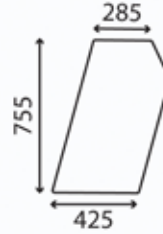


Used on: BOBCAT-4

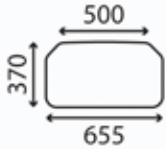
A 753



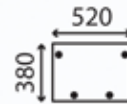
Window, cabin rear
Flat; green tinted
Used on machine type: A
REF 139TA5302



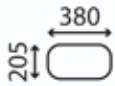
Window, cabin side
Flat; green tinted
Used on machine type: A
REF 164TA3705



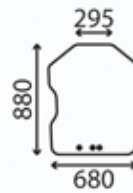
Window, cabin rear
Flat; green tinted; Lexan
Used on machine type: A
REF 166TA2484



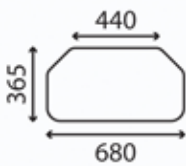
Window, cabin roof
Flat; clear; Lexan
Used on machine type: A
REF 166TA2488



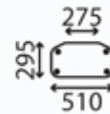
Window, cabin roof
Flat; green tinted
Used on machine type: A
REF 166TA2493



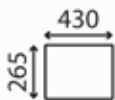
Window, cabin front
Curved; green tinted
Used on machine type: A
REF 166TA2495



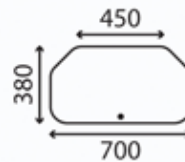
Window, cabin rear
Flat; clear
Used on machine type: A
REF 166TA2513



Window, cabin roof
Flat; green tinted; Lexan
Used on machine type: A
REF 166TA2515



Window, cabin roof
Flat; green tinted
Used on machine type: A
REF 166TA2517

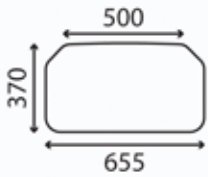


Window, cabin rear
Flat; clear; Lexan
Used on machine type: A
REF 166TA2532



Used on: BOBCAT-5

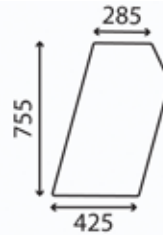
A 751



Window, cabin rear
Flat; green tinted

Used on machine type: A

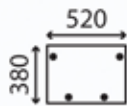
REF 139TA5302



Window, cabin side
Flat; green tinted

Used on machine type: A

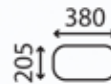
REF 164TA3705



Window, cabin roof
Flat; clear; Lexan

Used on machine type: A

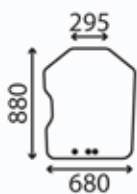
REF 166TA2488



Window, cabin roof
Flat; green tinted

Used on machine type: A

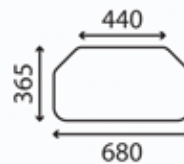
REF 166TA2493



Window, cabin front
Curved; green tinted

Used on machine type: A

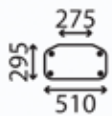
REF 166TA2495



Window, cabin rear
Flat; clear

Used on machine type: A

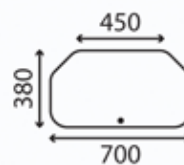
REF 166TA2513



Window, cabin roof
Flat; green tinted; Lexan

Used on machine type: A

REF 166TA2515



Window, cabin rear
Flat; clear; Lexan

Used on machine type: A

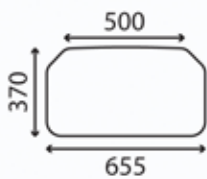
REF 166TA2532



Used on: BOBCAT-6

- A S160
- B S175
- C S205
- D S220
- E S300
- F T140
- G T180
- H T250
- I T320

Used on: BOBCAT

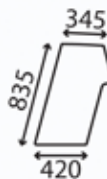


Window, cabin rear

Flat; green tinted

Used on machine type: A, B, C, D, E, F, G, H, I

REF 139TA5302



Window, cabin side

LH; rear; flat; green tinted

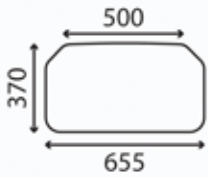
Used on machine type: A, B, C, D, E, F, G, H, I

REF 166TA2522



Used on: BOBCAT-7

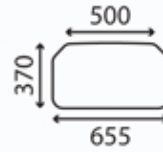
- A S100
- B S130
- C S150
- D S185
- E S250
- F T190



Window, cabin rear
Flat; green tinted

Used on machine type: A, B, C, D, E, F

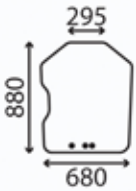
REF 139TA5302



Window, cabin rear
Flat; green tinted; Lexan

Used on machine type: A, B, C, D, E, F

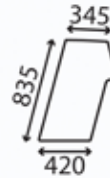
REF 166TA2484



Window, cabin front
Curved; green tinted

Used on machine type: A, B, C, D, E, F

REF 166TA2495



Window, cabin side
RH; rear; flat; green tinted

Used on machine type: A, B, C, D, E, F

REF 166TA2507



Window, cabin roof
Flat; green tinted; Lexan

Used on machine type: A, B, C, D, E, F

REF 166TA2515



Window, cabin side
LH; rear; flat; green tinted

Used on machine type: A, B, C, D, E, F

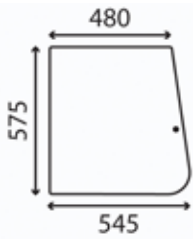
REF 166TA2522



Used on: BOBCAT-8

A E14

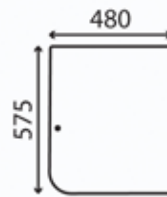
Used on: BOBCAT



Window, cabin side
RH; front; sliding; flat; green tinted

Used on machine type: A

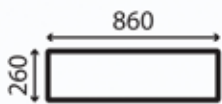
REF 164TA3693



Window, cabin side
RH; rear; sliding; flat; green tinted

Used on machine type: A

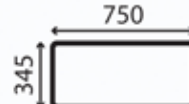
REF 164TA3694



Window, cabin roof
Opening; flat; green tinted

Used on machine type: A

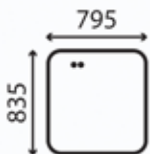
REF 164TA3708



Window, cabin roof
Curved; green tinted

Used on machine type: A

REF 166TA2499



Window, cabin front
Curved; green tinted

Used on machine type: A

REF 166TA2523



Used on: BOBCAT-10

A E25



Window, cabin front lower
Flat; green tinted

Used on machine type: A

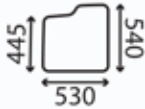
REF 164TA3695



Window, cabin LH door upper
Flat; green tinted

Used on machine type: A

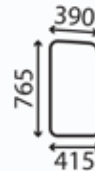
REF 164TA3696



Window, cabin LH door lower

Used on machine type: A

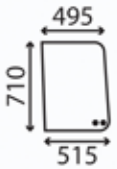
REF 164TA3697



Window, cabin side
LH; flat; green tinted

Used on machine type: A

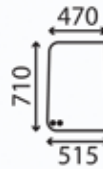
REF 164TA3698



Window, cabin side
RH; front; sliding; flat; green tinted

Used on machine type: A

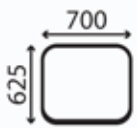
REF 164TA3699



Window, cabin side upper
RH; rear; sliding; flat; green tinted

Used on machine type: A

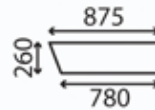
REF 164TA3700



Window, cabin rear
Flat; green tinted

Used on machine type: A

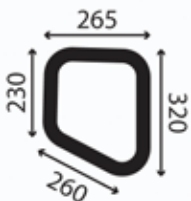
REF 164TA3701



Window, cabin roof
Opening; flat; green tinted

Used on machine type: A

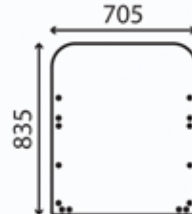
REF 164TA3702



Window, cabin side lower
RH; flat; green tinted

Used on machine type: A

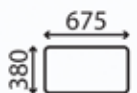
REF 164TA3703



Window, cabin front
Flat; green tinted; from S/N A88811001

Used on machine type: A

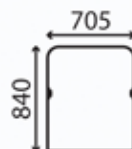
REF 164TA3704



Window, cabin roof
Curved; green tinted

Used on machine type: A

REF 166TA2491



Window, cabin front
Curved; green tinted

Used on machine type: A

REF 166TA2492



Used on: BOBCAT-11

A E26



Window, cabin front lower
Flat; green tinted

Used on machine type: A

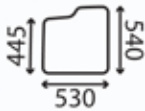
REF 164TA3695



Window, cabin LH door upper
Flat; green tinted

Used on machine type: A

REF 164TA3696



Window, cabin LH door lower

Used on machine type: A

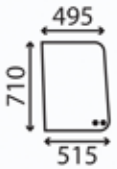
REF 164TA3697



Window, cabin side
LH; flat; green tinted

Used on machine type: A

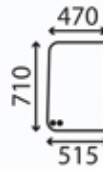
REF 164TA3698



Window, cabin side
RH; front; sliding; flat; green tinted

Used on machine type: A

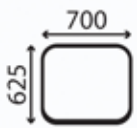
REF 164TA3699



Window, cabin side upper
RH; rear; sliding; flat; green tinted

Used on machine type: A

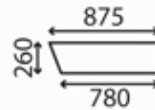
REF 164TA3700



Window, cabin rear
Flat; green tinted

Used on machine type: A

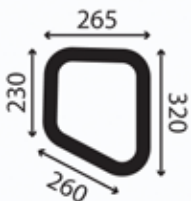
REF 164TA3701



Window, cabin roof
Opening; flat; green tinted

Used on machine type: A

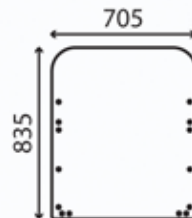
REF 164TA3702



Window, cabin side lower
RH; flat; green tinted

Used on machine type: A

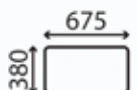
REF 164TA3703



Window, cabin front
Flat; green tinted; from S/N AB8811001

Used on machine type: A

REF 164TA3704



Window, cabin roof
Curved; green tinted

Used on machine type: A

REF 166TA2491



Used on: BOBCAT-12

- A E35
- B E50



Window, cabin front lower
Flat; green tinted

Used on machine type: A, B

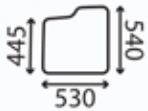
REF 164TA3695



Window, cabin LH door upper
Flat; green tinted

Used on machine type: A, B

REF 164TA3696



Window, cabin LH door lower

Used on machine type: A, B

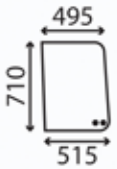
REF 164TA3697



Window, cabin side
LH; flat; green tinted

Used on machine type: A, B

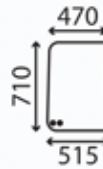
REF 164TA3698



Window, cabin side
RH; front; sliding; flat; green tinted

Used on machine type: A, B

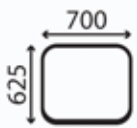
REF 164TA3699



Window, cabin side upper
RH; rear; sliding; flat; green tinted

Used on machine type: A, B

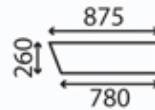
REF 164TA3700



Window, cabin rear
Flat; green tinted

Used on machine type: A, B

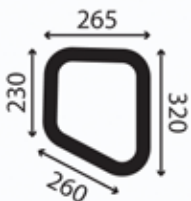
REF 164TA3701



Window, cabin roof
Opening; flat; green tinted

Used on machine type: A, B

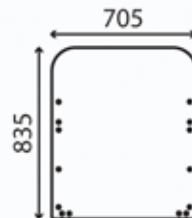
REF 164TA3702



Window, cabin side lower
RH; flat; green tinted

Used on machine type: A, B

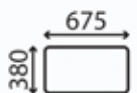
REF 164TA3703



Window, cabin front
Flat; green tinted; from S/N AB8811001

Used on machine type: A, B

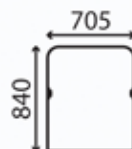
REF 164TA3704



Window, cabin roof
Curved; green tinted

Used on machine type: A, B

REF 166TA2491



Window, cabin front
Curved; green tinted

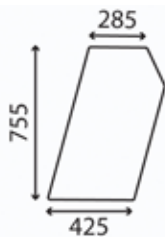
Used on machine type: A, B

REF 166TA2492



Used on: BOBCAT-13

- A 440B
- B 443
- C 643
- D 645
- E 741
- F 843
- G 853
- H 863H



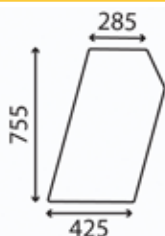
Window, cabin side
Flat; green tinted

Used on machine type: A, B, C, D, E, F, G, H

REF 164TA3705

Used on: BOBCAT-14

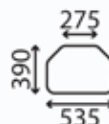
- A 463
- B S70



Window, cabin side
Flat; green tinted

Used on machine type: A, B

REF 164TA3705



Window, cabin rear
Flat; green tinted

Used on machine type: A, B

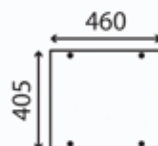
REF 164TA3707



Window, cabin roof
Flat; green tinted

Used on machine type: A, B

REF 166TA2493



Window, cabin roof
Flat; clear; Lexan

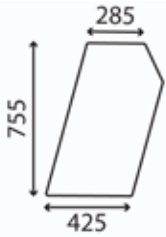
Used on machine type: A, B

REF 166TA2496



Used on: BOBCAT-15

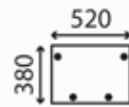
A 553



Window, cabin side
Flat; green tinted

Used on machine type: A

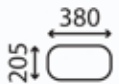
REF 164TA3705



Window, cabin roof
Flat; clear; Lexan

Used on machine type: A

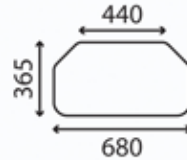
REF 166TA2488



Window, cabin roof
Flat; green tinted

Used on machine type: A

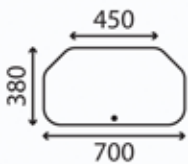
REF 166TA2493



Window, cabin rear
Flat; clear

Used on machine type: A

REF 166TA2513



Window, cabin rear
Flat; clear; Lexan

Used on machine type: A

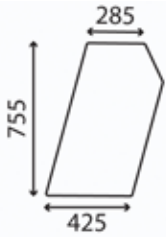
REF 166TA2532



Used on: BOBCAT-16

A 543
B 743

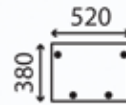
Used on: BOBCAT



Window, cabin side
Flat; green tinted

Used on machine type: A, B

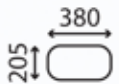
REF 164TA3705



Window, cabin roof
Flat; clear; Lexan

Used on machine type: A, B

REF 166TA2488



Window, cabin roof
Flat; green tinted

Used on machine type: A, B

REF 166TA2493



Window, cabin roof
Flat; green tinted

Used on machine type: A, B

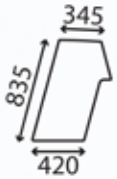
REF 166TA2517



Used on: BOBCAT

Used on: BOBCAT-17

A S220 TURBO HIGH FLOW



Window, cabin side
LH; rear; flat; green tinted

Used on machine type: A

REF 166TA2522

Used on: BOBCAT-18

A DX140 W

B DX160 W



Window, cabin side
LH; curved; green tinted

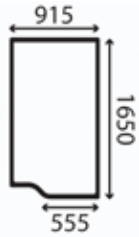
Used on machine type: A, B

REF 165TA3487



Used on: BOBCAT-19

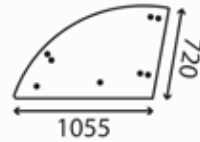
- A TL470
- B TL470 HF



Window, cabin front
Curved; green tinted

Used on machine type: A, B

REF 166TA2251



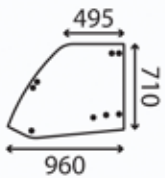
Window, cabin LH door upper
Flat; green tinted

Used on machine type: A, B

REF 166TA2254

Used on: BOBCAT-20

- A TL358



Window, cabin LH door upper
Flat; green tinted

Used on machine type: A

REF 166TA2253



Used on: BOBCAT-21

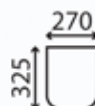
- A S130LC-V
- B S170LC-V
- C S170LC-VBE
- D S220LC-V
- E S220LC-VBE
- F S220LL



Window, cabin side
RH; rear; flat; green tinted

Used on machine type: A, B, C, D, E, F

REF 166TA2500



Window, cabin rear
Flat; green tinted

Used on machine type: A, B, C, D, E, F

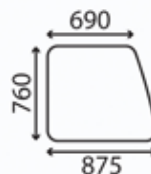
REF 166TA2502



Window, cabin side
LH; flat; green tinted

Used on machine type: A, B, C, D, E, F

REF 166TA2503



Window, cabin front
LH; flat; green tinted

Used on machine type: A, B, C, D, E, F

REF 166TA2504



Used on: BOBCAT-22

A S220N-V

Used on: BOBCAT



Window, cabin side
RH; rear; flat; green tinted

Used on machine type: A

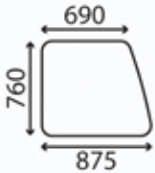
REF 166TA2500



Window, cabin side
LH; flat; green tinted

Used on machine type: A

REF 166TA2503



Window, cabin front
LH; flat; green tinted

Used on machine type: A

REF 166TA2504



Used on: BOBCAT-23

A S220N



Window, cabin rear
Flat; green tinted

Used on machine type: A

REF 166TA2502

Used on: BOBCAT-24

A SOLAR 210W-V
B SOLAR 225LC-V
C SOLAR 370LC-V



Window, cabin LH door upper
Rear; sliding; flat; green tinted

Used on machine type: A, B, C

REF 166TA2506



Window, cabin LH door upper
Rear; sliding; flat; green tinted

Used on machine type: A, B, C

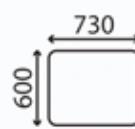
REF 166TA2508



Window, cabin side lower
Side; lower; flat; green tinted

Used on machine type: A, B, C

REF 166TA2510



Window, cabin rear
Flat; green tinted

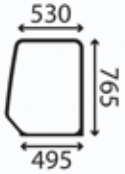
Used on machine type: A, B, C

REF 166TA2512



Used on: BOBCAT-25

A SOLAR 55



Window, cabin LH door upper
LH; upper; flat; clear

Used on machine type: A

REF 166TA2514

Used on: BOBCAT-26

A S250LC



Window, cabin side
LH; flat; green tinted

Used on machine type: A

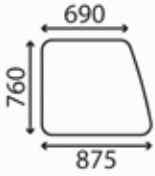
REF 166TA2503



Used on: BOBCAT

Used on: BOBCAT-27

A S250LC-V



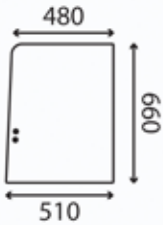
Window, cabin front
LH; flat; green tinted

Used on machine type: A

REF 166TA2504

Used on: BOBCAT-28

A S570



Window, cabin side upper
RH; front; sliding; flat; green tinted

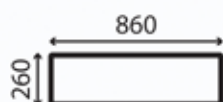
Used on machine type: A

REF 166TA2320



Used on: BOBCAT-29

- A 319
- B 320D
- C 320G
- D 322D
- E 322G



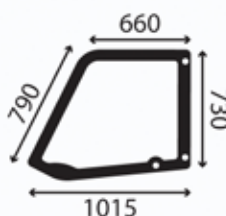
Window, cabin roof
Opening; flat; green tinted

Used on machine type: A, B, C, D, E

REF 164TA3708

Used on: BOBCAT-30

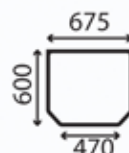
- A T2250



Window, cabin LH door upper
Flat; green tinted

Used on machine type: A

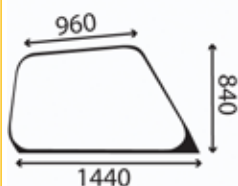
REF 165TA3414



Window, cabin roof
Curved; green tinted

Used on machine type: A

REF 166TA2252



Window, cabin side
RH; flat; green tinted

Used on machine type: A

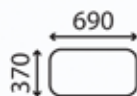
REF 166TA2518



Window, cabin side
LH; flat; green tinted

Used on machine type: A

REF 166TA2520



Window, cabin rear
Flat; green tinted

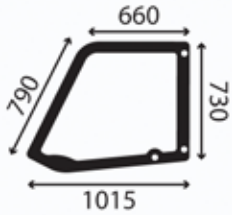
Used on machine type: A

REF 166TA2540



Used on: BOBCAT-31

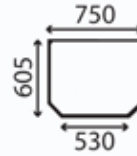
- A T2556
- B T3571
- C T40140
- D T40170



Window, cabin LH door upper
Flat; green tinted

Used on machine type: A, B, C, D

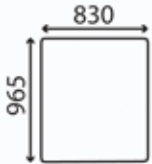
REF 165TA3414



Window, cabin roof
Curved; green tinted

Used on machine type: A, B, C, D

REF 166TA2247



Window, cabin front
Flat; green tinted

Used on machine type: A, B, C, D

REF 166TA2248



Window, cabin side
LH; flat; green tinted

Used on machine type: A, B, C, D

REF 166TA2520



Used on: BOMAG

Model	Series
BW 211 D-4	BW

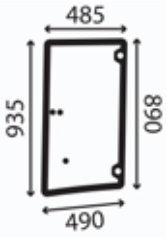
Used on: BOMAG





Used on: BOMAG BW

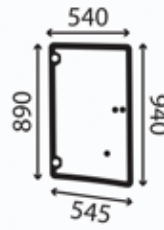
A BW 211 D-4



Window, cabin LH door upper
Opening; flat; clear

Used on machine type: A

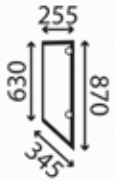
REF 164TA3709



Window, cabin side
RH; front; opening; flat; clear

Used on machine type: A

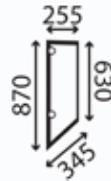
REF 164TA3710



Window, cabin side
RH; rear; flat; clear

Used on machine type: A

REF 164TA3711



Window, cabin side
LH; rear; flat; clear

Used on machine type: A

REF 164TA3712



Used on: CASE

Model	Series	Model	Series
1088 CS	CASE-56	590 LSP	CASE-21
1188	CASE-29	590 SLE	CASE-21
1188 CK	CASE-27	590 SM	CASE-22
1188 LC	CASE-27	590 SR	CASE-6
1188 P	CASE-32	590 SR SERIE 2	CASE-6
1188 P4A	CASE-27	590 SR SERIE 3 TIER 3	CASE-6
1188 PM	CASE-27	590 SR TIER 3	CASE-11
1288	CASE-30	590 ST TIER 3	CASE-8
1288 CK	CASE-27	590 ST TIER 3 NRC	CASE-10
1288 LC	CASE-27	590 ST TIER 4 A	CASE-4
1288 LLC	CASE-35	595 LSP	CASE-64
1288 NLC	CASE-33	595 SLE	CASE-64
1488	CASE-34	688 B	CASE-37
1488 LC	CASE-28	688 B RAIL-ROUTE	CASE-25
1488 NLC	CASE-28	688 B-P	CASE-30
15	CASE-1	688 B-PSU	CASE-30
16	CASE-1	688 BCK	CASE-31
28	CASE-1	695 SM	CASE-6
31	CASE-1	695 SM 4 WS	CASE-6
35	CASE-1	695 SR	CASE-6
580	CASE-6	695 SR SERIE 2	CASE-6
580 D	CASE-13	695 SR SERIE 3 TIER 3	CASE-6
580 F	CASE-14	695 SR TIER 3	CASE-6
580 G	CASE-12	695 ST TIER 3	CASE-4
580 K	CASE-15	695 ST TIER 3 NRC	CASE-5
580 LE	CASE-15	695 ST TIER 4 A	CASE-4
580 LPS	CASE-15	788	CASE-26
580 LSP	CASE-15	788 CK	CASE-27
580 LXT	CASE-15	788 LC	CASE-26
580 M	CASE-16	788 P	CASE-27
580 MXT	CASE-16	788 PSU	CASE-27
580 PRESTIGE	CASE-17	888 B	CASE-36
580 SK	CASE-17	888 BCK	CASE-30
580 SLE	CASE-18	888 BCKE	CASE-30
580 SM	CASE-19	9007	CASE-39
580 SR	CASE-6	9013	CASE-39
580 SR SERIE 2 SUPER R	CASE-7	9021	CASE-39
580 SR SERIE 3 TIER 3	CASE-6	9033	CASE-39
580 ST TIER 3	CASE-4	9046	CASE-39
580 ST TIER 3 NRC	CASE-4	988	CASE-37
580 ST TIER 4 A	CASE-9	988 CK	CASE-27
580 SUPER K	CASE-20	988 P	CASE-27
580 SUPER M	CASE-23	CK 25	CASE-40
580 SUPER R SERIE 2	CASE-6	CK 28	CASE-40
580 T TIER 3	CASE-4	CK 36	CASE-40
580 T TIER 3 NRC	CASE-4	CK 50	CASE-40
588	CASE-27	CX 130	CASE-43
588 RAIL-ROUTE	CASE-24	CX 130 B	CASE-50

Used on: CASE

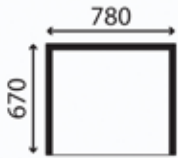


Used on: CASE			
Model	Series	Model	Series
CX 130 C	CASE-53	CX 330 TIER 3	CASE-47
CX 135 SR	CASE-42	CX 35	CASE-3
CX 135 SR TIER 3	CASE-42	CX 35 B SERIE 2	CASE-60
CX 145 C SR	CASE-41	CX 350	CASE-47
CX 15	CASE-2	CX 350 B TIER 3	CASE-50
CX 15 B	CASE-57	CX 350 C TIER 4	CASE-54
CX 16	CASE-2	CX 350 TIER 3	CASE-47
CX 16 B	CASE-59	CX 36 B	CASE-60
CX 160	CASE-44	CX 360 B TIER 3	CASE-50
CX 160 B	CASE-50	CX 370 B TIER 3	CASE-50
CX 160 B TIER 3	CASE-50	CX 370 C TIER 4	CASE-53
CX 160 C TIER 4	CASE-53	CX 39 B SERIE 2	CASE-60
CX 17 B	CASE-63	CX 40 B	CASE-60
CX 18 B	CASE-58	CX 45 B SERIE 2	CASE-60
CX 180	CASE-43	CX 460	CASE-48
CX 180 B	CASE-50	CX 460 TIER 3	CASE-43
CX 180 B TIER 3	CASE-50	CX 470 B	CASE-55
CX 180 C TIER 4	CASE-53	CX 470 B TIER 3	CASE-50
CX 210	CASE-49	CX 470 C TIER 4	CASE-53
CX 210 B	CASE-50	CX 50 B	CASE-60
CX 210 B SL	CASE-50	CX 50 B SERIE 2	CASE-60
CX 210 C TIER 4	CASE-53	CX 50 MINIPELLE	CASE-3
CX 22 B	CASE-60	CX 55 B	CASE-60
CX 220 B TIER 3	CASE-50	CX 700	CASE-43
CX 225 SR	CASE-42	CX 700 B	CASE-50
CX 225 SR TIER 3	CASE-42	CX 75 C SR	CASE-41
CX 23	CASE-3	CX 75 SR	CASE-42
CX 230	CASE-45	CX 75 SR TIER 3	CASE-42
CX 230 B TIER 3	CASE-52	CX 80 C TIER 4	CASE-41
CX 230 C NHD TIER 4	CASE-53	CX 80 MINIPELLE	CASE-42
CX 235 C SR TIER 4	CASE-41	CX 80 TIER3	CASE-42
CX 240	CASE-45	CX 800	CASE-43
CX 240 B	CASE-50	CX 800 B TIER 3	CASE-50
CX 240 B TIER 3	CASE-50	FARMLIFT 525	CASE-65
CX 250 C TIER 4	CASE-53	FARMLIFT 632	CASE-66
CX 26 B SERIE 2	CASE-60	FARMLIFT 635	CASE-66
CX 27 B	CASE-60	FARMLIFT 735	CASE-66
CX 27 B COMPACT TIER 4	CASE-61	FARMLIFT 742	CASE-66
CX 28	CASE-3	FARMLIFT 935	CASE-66
CX 290	CASE-46	WX 145	CASE-62
CX 290 B TIER 3	CASE-51	WX 165	CASE-62
CX 30 B SERIES 2	CASE-60	WX 170	CASE-38
CX 300 B TIER 3	CASE-50	WX 185	CASE-62
CX 300 C	CASE-53	WX 200	CASE-38
CX 300 C TIER 4	CASE-53	WX 210 INDUSTRY	CASE-62
CX 31	CASE-3	WX 240	CASE-62
CX 31 B	CASE-60	WX 240 INDUSTRY	CASE-62
CX 330	CASE-47		



Used on: CASE-1

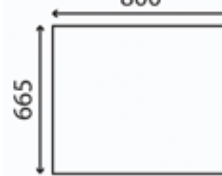
- A 15
- B 16
- C 28
- D 31
- E 35



Window, cabin front upper
Opening; flat; green tinted

Used on machine type: A, B, C, D, E

REF 164TA3713



Window, cabin front lower
Flat; green tinted

Used on machine type: A, B, C, D, E

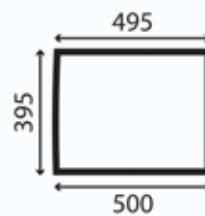
REF 164TA3714



Window, cabin LH door upper
Flat; green tinted

Used on machine type: A, B, C, D, E

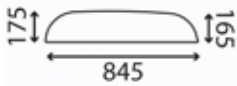
REF 164TA3715



Window, cabin LH door lower
Flat; green tinted

Used on machine type: A, B, C, D, E

REF 164TA3716



Window, cabin side upper
RH; flat; clear

Used on machine type: A, B

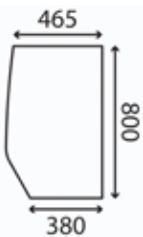
REF 164TA3717



Window, cabin side
LH; flat; green tinted

Used on machine type: A, B

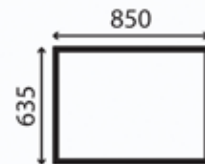
REF 164TA3718



Window, cabin side lower
RH; rear; flat; green tinted

Used on machine type: A, B

REF 164TA3719



Window, cabin rear
Flat; green tinted

Used on machine type: A, B, C, D, E

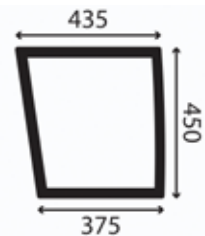
REF 164TA3720



Window, cabin side upper
RH; flat; green tinted

Used on machine type: C, D, E

REF 164TA3721



Window, cabin side lower
RH; flat; green tinted

Used on machine type: C, D, E

REF 164TA3722



Window, cabin side
LH; flat; green tinted

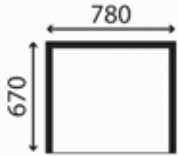
Used on machine type: C, D, E

REF 165TA3399



Used on: CASE-2

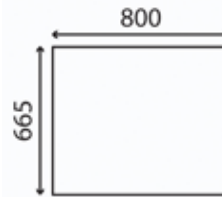
- A CX 15
- B CX 16



Window, cabin front upper
Opening; flat; green tinted

Used on machine type: A, B

REF 164TA3713



Window, cabin front lower
Flat; green tinted

Used on machine type: A, B

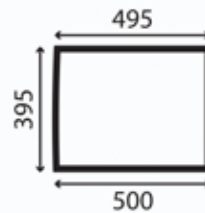
REF 164TA3714



Window, cabin LH door upper
Flat; green tinted

Used on machine type: A, B

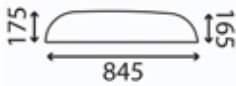
REF 164TA3715



Window, cabin LH door lower
Flat; green tinted

Used on machine type: A, B

REF 164TA3716



Window, cabin side upper
RH; flat; clear

Used on machine type: A, B

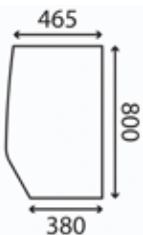
REF 164TA3717



Window, cabin side
LH; flat; green tinted

Used on machine type: A, B

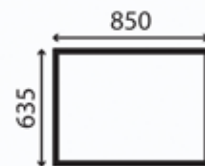
REF 164TA3718



Window, cabin side lower
RH; rear; flat; green tinted

Used on machine type: A, B

REF 164TA3719



Window, cabin rear
Flat; green tinted

Used on machine type: A, B

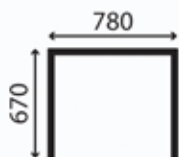
REF 164TA3720



Used on: CASE-3

- A CX 23
- B CX 28
- C CX 31
- D CX 35
- E CX 50 MINIPELLE

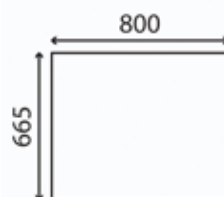
Used on: CASE



Window, cabin front upper
Opening; flat; green tinted

Used on machine type: A, B, C, D, E

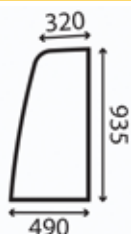
REF 164TA3713



Window, cabin front lower
Flat; green tinted

Used on machine type: A, B, C, D, E

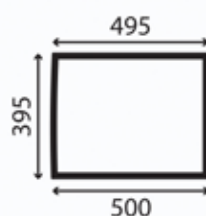
REF 164TA3714



Window, cabin LH door upper
Flat; green tinted

Used on machine type: A, B, C, D, E

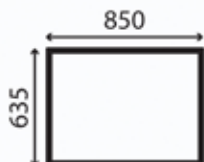
REF 164TA3715



Window, cabin LH door lower
Flat; green tinted

Used on machine type: A, B, C, D, E

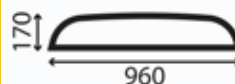
REF 164TA3716



Window, cabin rear
Flat; green tinted

Used on machine type: A, B, C, D, E

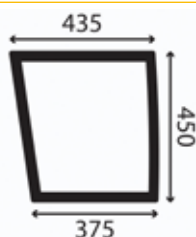
REF 164TA3720



Window, cabin side upper
RH; flat; green tinted

Used on machine type: A, B, C, D, E

REF 164TA3721



Window, cabin side lower
RH; flat; green tinted

Used on machine type: A, B, C, D, E

REF 164TA3722



Window, cabin side
LH; flat; green tinted

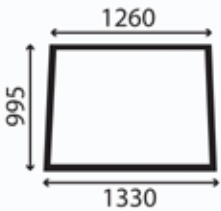
Used on machine type: A, B, C, D, E

REF 165TA3399



Used on: CASE-4

- A 580 ST TIER 3 NRC
- B 580 ST TIER 3
- C 580 T TIER 3 NRC
- D 580 T TIER 3
- E 590 ST TIER 4 A
- F 695 ST TIER 3
- G 695 ST TIER 4 A



Window, cabin front
Curved; green tinted

Used on machine type: A, B, C, D, E, F, G

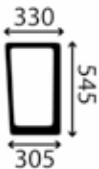
REF 164TA3723



Window, cabin front lower
RH; flat; green tinted

Used on machine type: A, B, C, D, E, F, G

REF 164TA3724



Window, cabin front lower
LH; flat; green tinted

Used on machine type: A, B, C, D, E, F, G

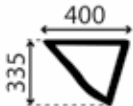
REF 164TA3725



Window, cabin side lower
RH; flat; green tinted

Used on machine type: A, B, C, D, E, F, G

REF 164TA3726



Window, cabin side lower
LH; flat; green tinted

Used on machine type: A, B, C, D, E, F, G

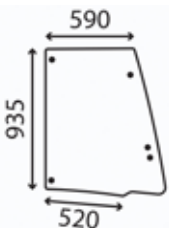
REF 164TA3727



Gas spring, cabin door
410 N; length: 2150,00 mm

Used on machine type: A, B, C, D, E, F, G

REF 164TA3728



Window, cabin door upper
Opening; flat; green tinted

Used on machine type: A, B, C, D, E, F, G

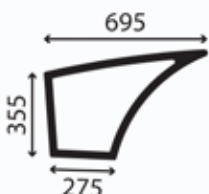
REF 164TA3770



Window, cabin RH door lower
Flat; green tinted

Used on machine type: A, B, C, D, E, F, G

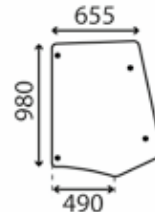
REF 164TA3771



Window, cabin LH door lower
Flat; green tinted

Used on machine type: A, B, C, D, E, F, G

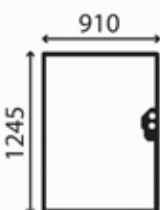
REF 164TA3772



Window, cabin side upper
Flat; green tinted

Used on machine type: A, B, C, D, E, F, G

REF 164TA4502



Window, cabin rear
Flat; green tinted

Used on machine type: A, B, C, D, E, F, G

REF 164TA5139



Gas spring, cabin rear window

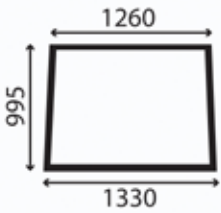
Used on machine type: A, B, C, D, E, F, G

REF 166TA2341



Used on: CASE-5

A 695 ST TIER 3 NRC



Window, cabin front
Curved; green tinted

Used on machine type: A

REF 164TA3723



Window, cabin front lower
RH; flat; green tinted

Used on machine type: A

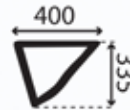
REF 164TA3724



Window, cabin front lower
LH; flat; green tinted

Used on machine type: A

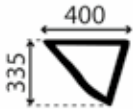
REF 164TA3725



Window, cabin side lower
RH; flat; green tinted

Used on machine type: A

REF 164TA3726



Window, cabin side lower
LH; flat; green tinted

Used on machine type: A

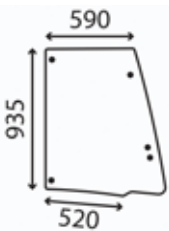
REF 164TA3727



Gas spring, cabin door
410 N; length: 2150,00 mm

Used on machine type: A

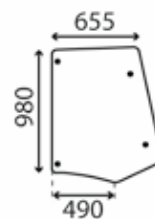
REF 164TA3728



Window, cabin door upper
Opening; flat; green tinted

Used on machine type: A

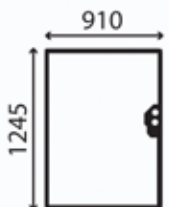
REF 164TA3770



Window, cabin side upper
Flat; green tinted

Used on machine type: A

REF 164TA4502



Window, cabin rear
Flat; green tinted

Used on machine type: A

REF 164TA5139



Gas spring, cabin rear window

Used on machine type: A

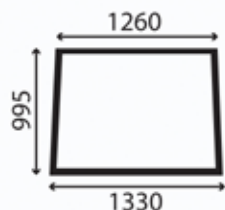
REF 166TA2341



Used on: CASE-6

A 580
 B 580 SR
 C 580 SR SERIE 3 TIER 3
 D 580 SUPER R SERIE 2
 E 590 SR
 F 590 SR SERIE 2
 G 590 SR SERIE 3 TIER 3
 H 695 SM
 I 695 SM 4 WS
 J 695 SR

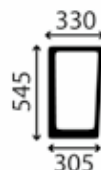
K 695 SR SERIE 2
 L 695 SR SERIE 3 TIER 3
 M 695 SR TIER 3



Window, cabin front
 Curved; green tinted

Used on machine type: A, B, C, D, E, F, G, H, I, J, K, L, M

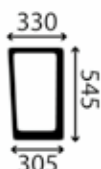
REF 164TA3723



Window, cabin front lower
 RH; flat; green tinted

Used on machine type: A, B, C, D, E, F, G, H, I, J, K, L, M

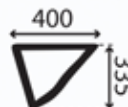
REF 164TA3724



Window, cabin front lower
 LH; flat; green tinted

Used on machine type: A, B, C, D, E, F, G, H, I, J, K, L, M

REF 164TA3725



Window, cabin side lower
 RH; flat; green tinted

Used on machine type: A, B, C, D, E, F, G, H, I, J, K, L, M

REF 164TA3726



Window, cabin side lower
 LH; flat; green tinted

Used on machine type: A, B, C, D, E, F, G, H, I, J, K, L, M

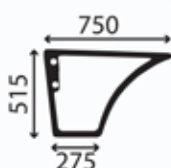
REF 164TA3727



Gas spring, cabin door
 410 N; length: 2150,00 mm

Used on machine type: A, B, C, D, E, F, G, H, I, J, K, L, M

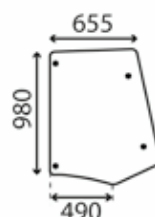
REF 164TA3728



Window, cabin LH door lower
 Flat; green tinted

Used on machine type: A, B, C, D, E, F, G, H, I, J, K, L, M

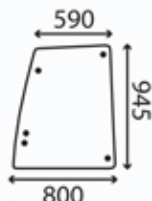
REF 164TA4501



Window, cabin side upper
 Flat; green tinted

Used on machine type: A, B, C, D, E, F, G, H, I, J, K, L, M

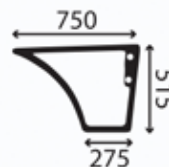
REF 164TA4502



Window, cabin door upper
 Flat; green tinted

Used on machine type: A, B, C, D, E, F, G, H, I, J, K, L, M

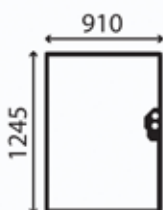
REF 164TA5135



Window, cabin RH door lower
 Flat; green tinted

Used on machine type: A, B, C, D, E, F, G, H, I, J, K, L, M

REF 164TA5136



Window, cabin rear
 Flat; green tinted

Used on machine type: A, B, C, D, E, F, G, H, I, J, K, L, M

REF 164TA5139



Gas spring, cabin rear window

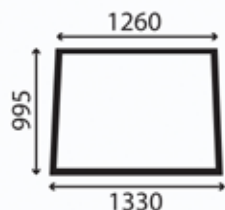
Used on machine type: A, B, C, D, E, F, G, H, I, J, K, L, M

REF 166TA2341



Used on: CASE-7

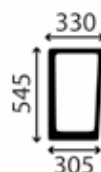
A 580 SR SERIE 2 SUPER R



Window, cabin front
Curved; green tinted

Used on machine type: A

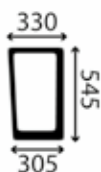
REF 164TA3723



Window, cabin front lower
RH; flat; green tinted

Used on machine type: A

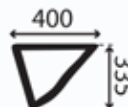
REF 164TA3724



Window, cabin front lower
LH; flat; green tinted

Used on machine type: A

REF 164TA3725



Window, cabin side lower
RH; flat; green tinted

Used on machine type: A

REF 164TA3726



Window, cabin side lower
LH; flat; green tinted

Used on machine type: A

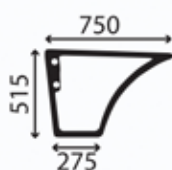
REF 164TA3727



Gas spring, cabin door
410 N; length: 2150,00 mm

Used on machine type: A

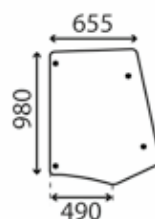
REF 164TA3728



Window, cabin LH door lower
Flat; green tinted

Used on machine type: A

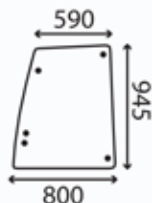
REF 164TA4501



Window, cabin side upper
Flat; green tinted

Used on machine type: A

REF 164TA4502



Window, cabin door upper
Flat; green tinted

Used on machine type: A

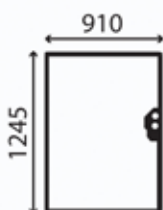
REF 164TA5135



Window, cabin RH door lower
Flat; green tinted

Used on machine type: A

REF 164TA5136



Window, cabin rear
Flat; green tinted

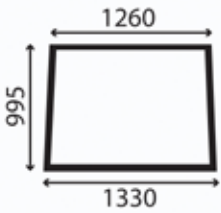
Used on machine type: A

REF 164TA5139



Used on: CASE-8

A 590 ST TIER 3



Window, cabin front
Curved; green tinted

Used on machine type: A

REF 164TA3723



Window, cabin front lower
RH; flat; green tinted

Used on machine type: A

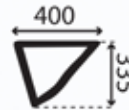
REF 164TA3724



Window, cabin front lower
LH; flat; green tinted

Used on machine type: A

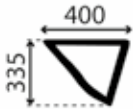
REF 164TA3725



Window, cabin side lower
RH; flat; green tinted

Used on machine type: A

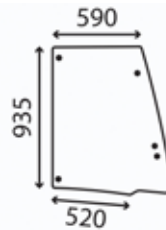
REF 164TA3726



Window, cabin side lower
LH; flat; green tinted

Used on machine type: A

REF 164TA3727



Window, cabin door upper
Opening; flat; green tinted

Used on machine type: A

REF 164TA3770



Window, cabin RH door lower
Flat; green tinted

Used on machine type: A

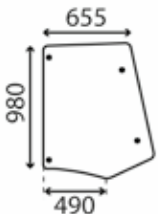
REF 164TA3771



Window, cabin LH door lower
Flat; green tinted

Used on machine type: A

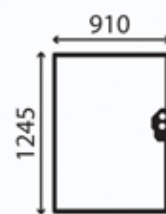
REF 164TA3772



Window, cabin side upper
Flat; green tinted

Used on machine type: A

REF 164TA4502



Window, cabin rear
Flat; green tinted

Used on machine type: A

REF 164TA5139



Gas spring, cabin rear window

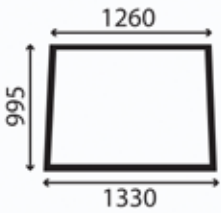
Used on machine type: A

REF 166TA2341



Used on: CASE-9

A 580 ST TIER 4 A



Window, cabin front
Curved; green tinted

Used on machine type: A

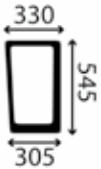
REF 164TA3723



Window, cabin front lower
RH; flat; green tinted

Used on machine type: A

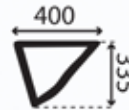
REF 164TA3724



Window, cabin front lower
LH; flat; green tinted

Used on machine type: A

REF 164TA3725



Window, cabin side lower
RH; flat; green tinted

Used on machine type: A

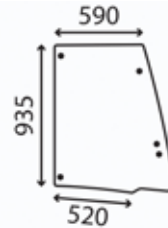
REF 164TA3726



Gas spring, cabin door
410 N; length: 2150,00 mm

Used on machine type: A

REF 164TA3728



Window, cabin door upper
Opening; flat; green tinted

Used on machine type: A

REF 164TA3770



Window, cabin RH door lower
Flat; green tinted

Used on machine type: A

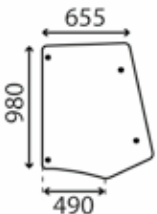
REF 164TA3771



Window, cabin LH door lower
Flat; green tinted

Used on machine type: A

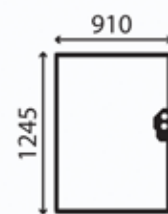
REF 164TA3772



Window, cabin side upper
Flat; green tinted

Used on machine type: A

REF 164TA4502



Window, cabin rear
Flat; green tinted

Used on machine type: A

REF 164TA5139



Gas spring, cabin rear window

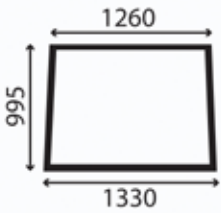
Used on machine type: A

REF 166TA2341



Used on: CASE-10

A 590 ST TIER 3 NRC



Window, cabin front
Curved; green tinted

Used on machine type: A

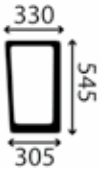
REF 164TA3723



Window, cabin front lower
RH; flat; green tinted

Used on machine type: A

REF 164TA3724



Window, cabin front lower
LH; flat; green tinted

Used on machine type: A

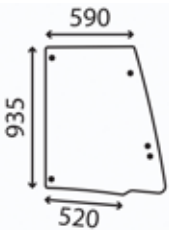
REF 164TA3725



Gas spring, cabin door
410 N; length: 2150,00 mm

Used on machine type: A

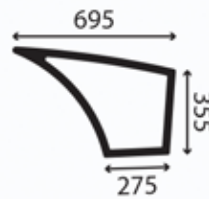
REF 164TA3728



Window, cabin door upper
Opening; flat; green tinted

Used on machine type: A

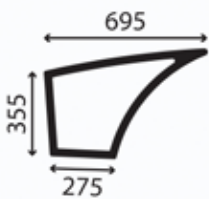
REF 164TA3770



Window, cabin RH door lower
Flat; green tinted

Used on machine type: A

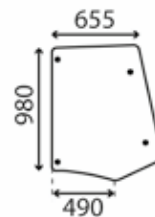
REF 164TA3771



Window, cabin LH door lower
Flat; green tinted

Used on machine type: A

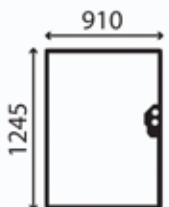
REF 164TA3772



Window, cabin side upper
Flat; green tinted

Used on machine type: A

REF 164TA4502



Window, cabin rear
Flat; green tinted

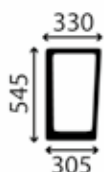
Used on machine type: A

REF 164TA5139



Used on: CASE-11

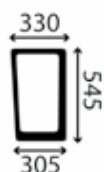
A 590 SR TIER 3



Window, cabin front lower
RH; flat; green tinted

Used on machine type: A

REF 164TA3724



Window, cabin front lower
LH; flat; green tinted

Used on machine type: A

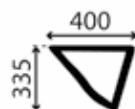
REF 164TA3725



Window, cabin side lower
RH; flat; green tinted

Used on machine type: A

REF 164TA3726



Window, cabin side lower
LH; flat; green tinted

Used on machine type: A

REF 164TA3727



Gas spring, cabin door
410 N; length: 2150,00 mm

Used on machine type: A

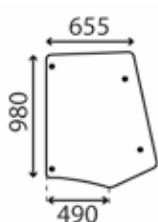
REF 164TA3728



Window, cabin LH door lower
Flat; green tinted

Used on machine type: A

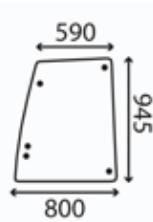
REF 164TA4501



Window, cabin side upper
Flat; green tinted

Used on machine type: A

REF 164TA4502



Window, cabin door upper
Flat; green tinted

Used on machine type: A

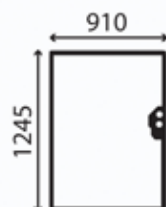
REF 164TA5135



Window, cabin RH door lower
Flat; green tinted

Used on machine type: A

REF 164TA5136



Window, cabin rear
Flat; green tinted

Used on machine type: A

REF 164TA5139



Gas spring, cabin rear window

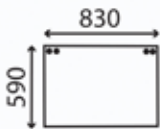
Used on machine type: A

REF 166TA2341



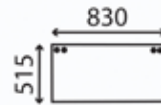
Used on: CASE-12

A 580 G



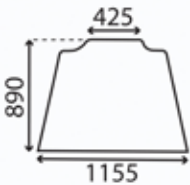
Window, cabin rear
Upper; flat; green tinted

Used on machine type: A
REF 164TA3730



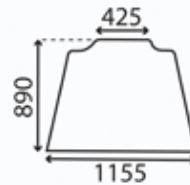
Window, cabin rear
Lower; flat; green tinted

Used on machine type: A
REF 164TA3731



Window, cabin front
Flat; clear

Used on machine type: A
REF 164TA3738



Window, cabin front
Flat; green tinted

Used on machine type: A
REF 164TA3739



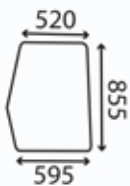
Window, cabin front lower
Flat; green tinted

Used on machine type: A
REF 164TA3740



Window, cabin side upper
RH; flat; clear

Used on machine type: A
REF 164TA3741



Window, cabin side upper
RH; flat; green tinted

Used on machine type: A
REF 164TA3742



Window, cabin LH door lower
Flat; clear

Used on machine type: A
REF 164TA3743



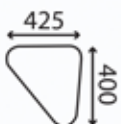
Window, cabin LH door lower
Flat; green tinted

Used on machine type: A
REF 164TA3744




Window, cabin side lower
RH; flat; clear

Used on machine type: A
REF 164TA3745



Window, cabin side lower
RH; flat; green tinted

Used on machine type: A
REF 164TA3746



Window, cabin side
Corner; flat; clear

Used on machine type: A
REF 164TA3747



Used on: CASE-12

A 580 G



Window, cabin side
Corner; flat; green tinted

Used on machine type: A

REF 164TA3748



Window, cabin side
Corner; flat; clear

Used on machine type: A

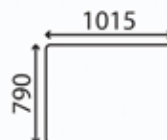
REF 164TA3749



Window, cabin side
Corner; flat; green tinted

Used on machine type: A

REF 164TA3750



Window, cabin rear
Flat; clear

Used on machine type: A

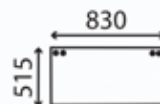
REF 164TA3751



Window, cabin rear
Upper; flat; clear

Used on machine type: A

REF 164TA3752



Window, cabin rear
Lower; flat; clear

Used on machine type: A

REF 164TA3753



Gas spring, cabin door
320 N; length: 500,00 mm

Used on machine type: A

REF 164TA3754



Gas spring, cabin door
460 N; length: 464,00 mm

Used on machine type: A

REF 164TA3769



Window, cabin front lower
Flat; clear

Used on machine type: A

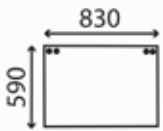
REF 164TA5140



Used on: CASE

Used on: CASE-13

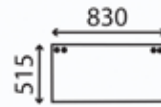
A 580 D



Window, cabin rear
Upper; flat; green tinted

Used on machine type: A

REF 164TA3730



Window, cabin rear
Lower; flat; green tinted

Used on machine type: A

REF 164TA3731



Gas spring, cabin door
320 N; length: 500,00 mm

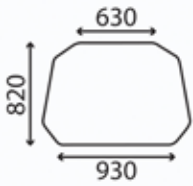
Used on machine type: A

REF 164TA3754



Used on: CASE-14

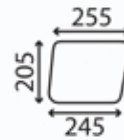
A 580 F



Window, cabin front
Flat; clear

Used on machine type: A

REF 164TA3732



Window, cabin front lower

Used on machine type: A

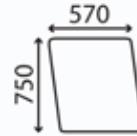
REF 164TA3733



Window, cabin door
Flat; clear

Used on machine type: A

REF 164TA3734



Window, cabin side
Flat; clear

Used on machine type: A

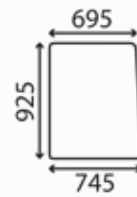
REF 164TA3735



Window, cabin side
Corner; flat; clear

Used on machine type: A

REF 164TA3736



Window, cabin rear
Flat; clear

Used on machine type: A

REF 164TA3737



Used on: CASE-15

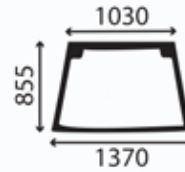
- A 580 K
- B 580 LE
- C 580 LPS
- D 580 LSP
- E 580 LXT



Gas spring, cabin door
320 N; length: 500,00 mm

Used on machine type: A, B, C, D, E

REF 164TA3754



Window, cabin front
Curved; green tinted

Used on machine type: A, B, C, D, E

REF 164TA3755



Window, cabin front lower
RH; curved; green tinted

Used on machine type: A, B, C, D, E

REF 164TA3756



Window, cabin front lower
LH; curved; green tinted

Used on machine type: A, B, C, D, E

REF 164TA3757



Window, cabin RH door upper
Front; flat; green tinted

Used on machine type: A, B, C, D, E

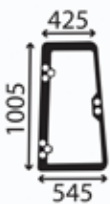
REF 164TA3758



Window, cabin LH door upper
Front; flat; green tinted

Used on machine type: A, B, C, D, E

REF 164TA3759



Window, cabin RH door upper
Rear; opening; flat; green tinted

Used on machine type: A, B, C, D, E

REF 164TA3760



Window, cabin LH door upper
Rear; opening; flat; green tinted

Used on machine type: A, B, C, D, E

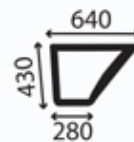
REF 164TA3761



Window, cabin RH door lower
Flat; green tinted

Used on machine type: A, B, C, D, E

REF 164TA3762



Window, cabin LH door lower
Flat; green tinted

Used on machine type: A, B, C, D, E

REF 164TA3763



Window, cabin side
RH; corner; curved; green tinted

Used on machine type: A, B, C, D, E

REF 164TA3764



Window, cabin side
LH; corner; curved; green tinted

Used on machine type: A, B, C, D, E

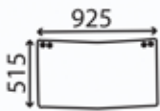
REF 164TA3765



Used on: CASE-15

- A 580 K
- B 580 LE
- C 580 LPS
- D 580 LSP
- E 580 LXT

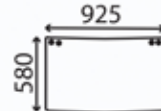
Used on: CASE



Window, cabin rear
Central; curved; green tinted

Used on machine type: A, B, C, D, E

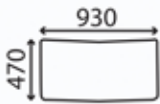
REF 164TA3766



Window, cabin rear
Upper; curved; green tinted

Used on machine type: A, B, C, D, E

REF 164TA3767



Window, cabin rear
Lower; curved; green tinted

Used on machine type: A, B, C, D, E

REF 164TA3768



Used on: CASE-16

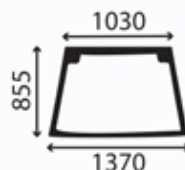
- A 580 M
- B 580 MXT



Gas spring, cabin door
320 N; length: 500,00 mm

Used on machine type: A, B

REF 164TA3754



Window, cabin front
Curved; green tinted

Used on machine type: A, B

REF 164TA3755



Window, cabin front lower
RH; curved; green tinted

Used on machine type: A, B

REF 164TA3756



Window, cabin front lower
LH; curved; green tinted

Used on machine type: A, B

REF 164TA3757



Window, cabin RH door upper
Front; flat; green tinted

Used on machine type: A, B

REF 164TA3758



Window, cabin LH door upper
Front; flat; green tinted

Used on machine type: A, B

REF 164TA3759



Window, cabin RH door upper
Rear; opening; flat; green tinted

Used on machine type: A, B

REF 164TA3760



Window, cabin LH door upper
Rear; opening; flat; green tinted

Used on machine type: A, B

REF 164TA3761



Window, cabin RH door lower
Flat; green tinted

Used on machine type: A, B

REF 164TA3762



Window, cabin LH door lower
Flat; green tinted

Used on machine type: A, B

REF 164TA3763



Window, cabin side
RH; corner; curved; green tinted

Used on machine type: A, B

REF 164TA3764



Window, cabin side
LH; corner; curved; green tinted

Used on machine type: A, B

REF 164TA3765



Used on: CASE-17

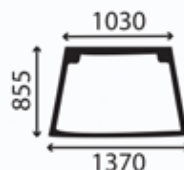
- A 580 PRESTIGE
- B 580 SK



Gas spring, cabin door
320 N; length: 500,00 mm

Used on machine type: A, B

REF 164TA3754



Window, cabin front
Curved; green tinted

Used on machine type: A, B

REF 164TA3755



Window, cabin front lower
RH; curved; green tinted

Used on machine type: A, B

REF 164TA3756



Window, cabin front lower
LH; curved; green tinted

Used on machine type: A, B

REF 164TA3757



Window, cabin RH door upper
Front; flat; green tinted

Used on machine type: A, B

REF 164TA3758



Window, cabin LH door upper
Front; flat; green tinted

Used on machine type: A, B

REF 164TA3759



Window, cabin RH door upper
Rear; opening; flat; green tinted

Used on machine type: A, B

REF 164TA3760



Window, cabin LH door upper
Rear; opening; flat; green tinted

Used on machine type: A, B

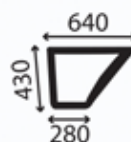
REF 164TA3761



Window, cabin RH door lower
Flat; green tinted

Used on machine type: A, B

REF 164TA3762



Window, cabin LH door lower
Flat; green tinted

Used on machine type: A, B

REF 164TA3763



Window, cabin side
RH; corner; curved; green tinted

Used on machine type: A, B

REF 164TA3764



Window, cabin side
LH; corner; curved; green tinted

Used on machine type: A, B

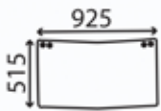
REF 164TA3765



Used on: CASE

Used on: CASE-17

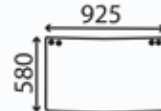
- A 580 PRESTIGE
- B 580 SK



Window, cabin rear
Central; curved; green tinted

Used on machine type: A, B

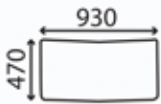
REF 164TA3766



Window, cabin rear
Upper; curved; green tinted

Used on machine type: A, B

REF 164TA3767



Window, cabin rear
Lower; curved; green tinted

Used on machine type: A, B

REF 164TA3768



Gas spring, cabin door
460 N; length: 464,00 mm

Used on machine type: A, B

REF 164TA3769



Used on: CASE-18

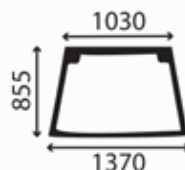
A 580 SLE



Gas spring, cabin door
320 N; Length: 500,00 mm

Used on machine type: A

REF 164TA3754



Window, cabin front
Curved; green tinted

Used on machine type: A

REF 164TA3755



Window, cabin front lower
RH; curved; green tinted

Used on machine type: A

REF 164TA3756



Window, cabin front lower
LH; curved; green tinted

Used on machine type: A

REF 164TA3757



Window, cabin RH door upper
Front; flat; green tinted

Used on machine type: A

REF 164TA3758



Window, cabin LH door upper
Front; flat; green tinted

Used on machine type: A

REF 164TA3759



Window, cabin RH door upper
Rear; opening; flat; green tinted

Used on machine type: A

REF 164TA3760



Window, cabin LH door upper
Rear; opening; flat; green tinted

Used on machine type: A

REF 164TA3761



Window, cabin RH door lower
Flat; green tinted

Used on machine type: A

REF 164TA3762



Window, cabin LH door lower
Flat; green tinted

Used on machine type: A

REF 164TA3763



Window, cabin side
RH; corner; curved; green tinted

Used on machine type: A

REF 164TA3764



Window, cabin side
LH; corner; curved; green tinted

Used on machine type: A

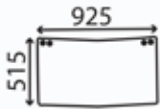
REF 164TA3765



Used on: CASE

Used on: CASE-18

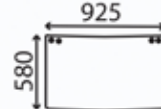
A 580 SLE



Window, cabin rear
Central; curved; green tinted

Used on machine type: A

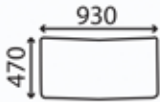
REF 164TA3766



Window, cabin rear
Upper; curved; green tinted

Used on machine type: A

REF 164TA3767



Window, cabin rear
Lower; curved; green tinted

Used on machine type: A

REF 164TA3768



Used on: CASE-19

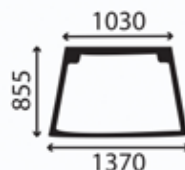
A 580 SM



Gas spring, cabin door
320 N; length: 500,00 mm

Used on machine type: A

REF 164TA3754



Window, cabin front
Curved; green tinted

Used on machine type: A

REF 164TA3755



Window, cabin front lower
RH; curved; green tinted

Used on machine type: A

REF 164TA3756



Window, cabin front lower
LH; curved; green tinted

Used on machine type: A

REF 164TA3757



Window, cabin RH door upper
Front; flat; green tinted

Used on machine type: A

REF 164TA3758



Window, cabin LH door upper
Front; flat; green tinted

Used on machine type: A

REF 164TA3759



Window, cabin RH door upper
Rear; opening; flat; green tinted

Used on machine type: A

REF 164TA3760



Window, cabin LH door upper
Rear; opening; flat; green tinted

Used on machine type: A

REF 164TA3761



Window, cabin RH door lower
Flat; green tinted

Used on machine type: A

REF 164TA3762



Window, cabin LH door lower
Flat; green tinted

Used on machine type: A

REF 164TA3763



Window, cabin side
RH; corner; curved; green tinted

Used on machine type: A

REF 164TA3764



Window, cabin side
LH; corner; curved; green tinted

Used on machine type: A

REF 164TA3765



Used on: CASE-20

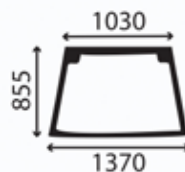
A 580 SUPER K



Gas spring, cabin door
320 N; Length: 500,00 mm

Used on machine type: A

REF 164TA3754



Window, cabin front
Curved; green tinted

Used on machine type: A

REF 164TA3755



Window, cabin front lower
RH; curved; green tinted

Used on machine type: A

REF 164TA3756



Window, cabin front lower
LH; curved; green tinted

Used on machine type: A

REF 164TA3757



Window, cabin RH door upper
Front; flat; green tinted

Used on machine type: A

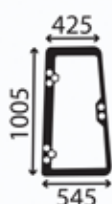
REF 164TA3758



Window, cabin LH door upper
Front; flat; green tinted

Used on machine type: A

REF 164TA3759



Window, cabin RH door upper
Rear; opening; flat; green tinted

Used on machine type: A

REF 164TA3760



Window, cabin LH door upper
Rear; opening; flat; green tinted

Used on machine type: A

REF 164TA3761



Window, cabin RH door lower
Flat; green tinted

Used on machine type: A

REF 164TA3762



Window, cabin LH door lower
Flat; green tinted

Used on machine type: A

REF 164TA3763



Window, cabin side
RH; corner; curved; green tinted

Used on machine type: A

REF 164TA3764



Window, cabin side
LH; corner; curved; green tinted

Used on machine type: A

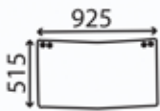
REF 164TA3765



Used on: CASE-20

A 580 SUPER K

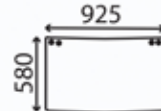
Used on: CASE



Window, cabin rear
Central; curved; green tinted

Used on machine type: A

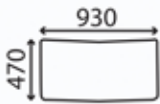
REF 164TA3766



Window, cabin rear
Upper; curved; green tinted

Used on machine type: A

REF 164TA3767



Window, cabin rear
Lower; curved; green tinted

Used on machine type: A

REF 164TA3768



Gas spring, cabin door
460 N; length: 464,00 mm

Used on machine type: A

REF 164TA3769



Used on: CASE-21

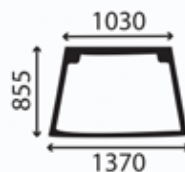
- A 590 LSP
- B 590 SLE



Gas spring, cabin door
320 N; length: 500,00 mm

Used on machine type: A, B

REF 164TA3754



Window, cabin front
Curved; green tinted

Used on machine type: A, B

REF 164TA3755



Window, cabin front lower
RH; curved; green tinted

Used on machine type: A, B

REF 164TA3756



Window, cabin front lower
LH; curved; green tinted

Used on machine type: A, B

REF 164TA3757



Window, cabin RH door upper
Front; flat; green tinted

Used on machine type: A, B

REF 164TA3758



Window, cabin LH door upper
Front; flat; green tinted

Used on machine type: A, B

REF 164TA3759



Window, cabin RH door upper
Rear; opening; flat; green tinted

Used on machine type: A, B

REF 164TA3760



Window, cabin LH door upper
Rear; opening; flat; green tinted

Used on machine type: A, B

REF 164TA3761



Window, cabin RH door lower
Flat; green tinted

Used on machine type: A, B

REF 164TA3762



Window, cabin LH door lower
Flat; green tinted

Used on machine type: A, B

REF 164TA3763



Window, cabin side
RH; corner; curved; green tinted

Used on machine type: A, B

REF 164TA3764



Window, cabin side
LH; corner; curved; green tinted

Used on machine type: A, B

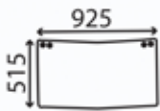
REF 164TA3765



Used on: CASE-21

- A 590 LSP
- B 590 SLE

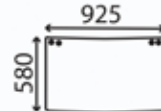
Used on: CASE



Window, cabin rear
Central; curved; green tinted

Used on machine type: A, B

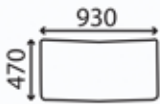
REF 164TA3766



Window, cabin rear
Upper; curved; green tinted

Used on machine type: A, B

REF 164TA3767



Window, cabin rear
Lower; curved; green tinted

Used on machine type: A, B

REF 164TA3768

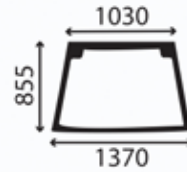


Used on: CASE-22

A 590 SM



Gas spring, cabin door
320 N; length: 500,00 mm
Used on machine type: A
REF 164TA3754



Window, cabin front
Curved; green tinted
Used on machine type: A
REF 164TA3755



Window, cabin front lower
RH; curved; green tinted
Used on machine type: A
REF 164TA3756



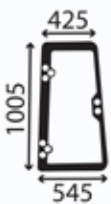
Window, cabin front lower
LH; curved; green tinted
Used on machine type: A
REF 164TA3757



Window, cabin RH door upper
Front; flat; green tinted
Used on machine type: A
REF 164TA3758



Window, cabin LH door upper
Front; flat; green tinted
Used on machine type: A
REF 164TA3759



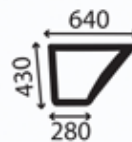
Window, cabin RH door upper
Rear; opening; flat; green tinted
Used on machine type: A
REF 164TA3760



Window, cabin LH door upper
Rear; opening; flat; green tinted
Used on machine type: A
REF 164TA3761



Window, cabin RH door lower
Flat; green tinted
Used on machine type: A
REF 164TA3762



Window, cabin LH door lower
Flat; green tinted
Used on machine type: A
REF 164TA3763



Window, cabin side
RH; corner; curved; green tinted
Used on machine type: A
REF 164TA3764

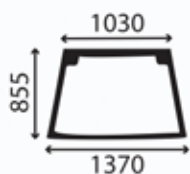


Window, cabin side
LH; corner; curved; green tinted
Used on machine type: A
REF 164TA3765



Used on: CASE-23

A 580 SUPER M



Window, cabin front
Curved; green tinted

Used on machine type: A

REF 164TA3755



Window, cabin front lower
RH; curved; green tinted

Used on machine type: A

REF 164TA3756



Window, cabin front lower
LH; curved; green tinted

Used on machine type: A

REF 164TA3757



Window, cabin RH door upper
Front; flat; green tinted

Used on machine type: A

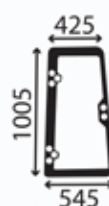
REF 164TA3758



Window, cabin LH door upper
Front; flat; green tinted

Used on machine type: A

REF 164TA3759



Window, cabin RH door upper
Rear; opening; flat; green tinted

Used on machine type: A

REF 164TA3760



Window, cabin LH door upper
Rear; opening; flat; green tinted

Used on machine type: A

REF 164TA3761



Window, cabin RH door lower
Flat; green tinted

Used on machine type: A

REF 164TA3762



Window, cabin LH door lower
Flat; green tinted

Used on machine type: A

REF 164TA3763



Window, cabin side
RH; corner; curved; green tinted

Used on machine type: A

REF 164TA3764



Window, cabin side
LH; corner; curved; green tinted

Used on machine type: A

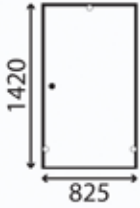
REF 164TA3765



Used on: CASE

Used on: CASE-24

A 588 RAIL-ROUTE



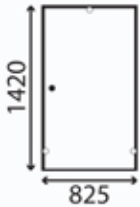
Window, cabin front
Flat; green tinted

Used on machine type: A

REF 164TA3773

Used on: CASE-25

A 688 B RAIL-ROUTE



Window, cabin front
Flat; green tinted

Used on machine type: A

REF 164TA3773



Window, cabin front lower
Flat; green tinted

Used on machine type: A

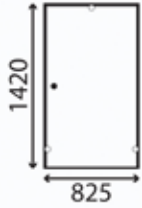
REF 164TA3774



Used on: CASE-26

- A 788
- B 788 LC

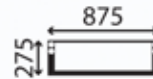
Used on: CASE



Window, cabin front
Flat; green tinted

Used on machine type: A, B

REF 164TA3773



Window, cabin front lower
Flat; green tinted

Used on machine type: A, B

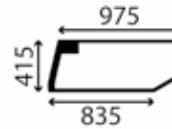
REF 164TA3774



Window, cabin LH door upper
Rear; flat; green tinted

Used on machine type: A, B

REF 164TA3775



Window, cabin LH door lower
Flat; green tinted

Used on machine type: A, B

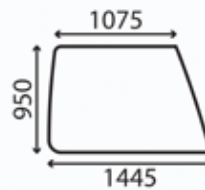
REF 164TA3776



Window, cabin side
LH; flat; green tinted

Used on machine type: A, B

REF 164TA3777



Window, cabin side upper
RH; flat; green tinted

Used on machine type: A, B

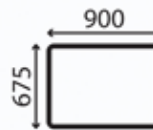
REF 164TA3778



Window, cabin side lower
RH; flat; green tinted

Used on machine type: A, B

REF 164TA3779



Window, cabin rear
Flat; green tinted

Used on machine type: A, B

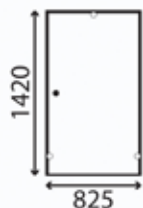
REF 164TA3780



Used on: CASE-27

A 588
B 788 CK
C 788 P
D 788 PSU
E 988 CK
F 988 P
G 1188 CK
H 1188 LC
I 1188 P4A
J 1188 PM

K 1288 CK
L 1288 LC



Window, cabin front
Flat; green tinted

Used on machine type: A, B, C, D, E, F, G, H, I, J, K, L

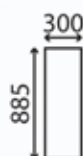
REF 164TA3773



Window, cabin front lower
Flat; green tinted

Used on machine type: A, B, C, D, E, F, G, H, I, J, K, L

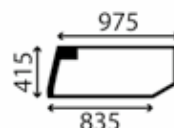
REF 164TA3774



Window, cabin LH door upper
Rear; flat; green tinted

Used on machine type: A, B, C, D, E, F, G, H, I, J, K, L

REF 164TA3775



Window, cabin LH door lower
Flat; green tinted

Used on machine type: A, B, C, D, E, F, G, H, I, J, K, L

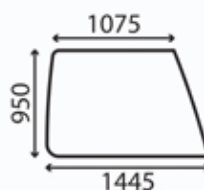
REF 164TA3776



Window, cabin side
LH; flat; green tinted

Used on machine type: A, B, C, D, E, F, G, H, I, J, K, L

REF 164TA3777



Window, cabin side upper
RH; flat; green tinted

Used on machine type: A, B, C, D, E, F, G, H, I, J, K, L

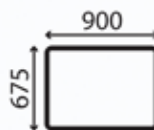
REF 164TA3778



Window, cabin side lower
RH; flat; green tinted

Used on machine type: A, B, C, D, E, F, G, H, I, J, K, L

REF 164TA3779



Window, cabin rear
Flat; green tinted

Used on machine type: A, B, C, D, E, F, G, H, I, J, K, L

REF 164TA3780



Window, cabin LH door
Flat; green tinted

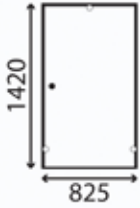
Used on machine type: A, B, C, D, E, F, G, H, I, J, K, L

REF 165TA3489



Used on: CASE-28

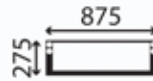
- A 1488 LC
- B 1488 NLC



Window, cabin front
Flat; green tinted

Used on machine type: A, B

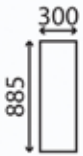
REF 164TA3773



Window, cabin front lower
Flat; green tinted

Used on machine type: A, B

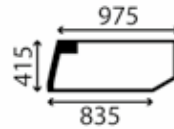
REF 164TA3774



Window, cabin LH door upper
Rear; flat; green tinted

Used on machine type: A, B

REF 164TA3775



Window, cabin LH door lower
Flat; green tinted

Used on machine type: A, B

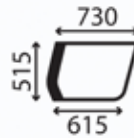
REF 164TA3776



Window, cabin side
LH; flat; green tinted

Used on machine type: A, B

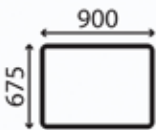
REF 164TA3777



Window, cabin side lower
RH; flat; green tinted

Used on machine type: A, B

REF 164TA3779



Window, cabin rear
Flat; green tinted

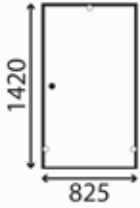
Used on machine type: A, B

REF 164TA3780



Used on: CASE-29

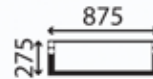
A 1188



Window, cabin front
Flat; green tinted

Used on machine type: A

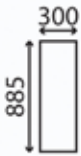
REF 164TA3773



Window, cabin front lower
Flat; green tinted

Used on machine type: A

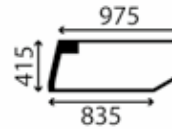
REF 164TA3774



Window, cabin LH door upper
Rear; flat; green tinted

Used on machine type: A

REF 164TA3775



Window, cabin LH door lower
Flat; green tinted

Used on machine type: A

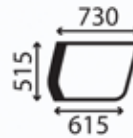
REF 164TA3776



Window, cabin side
LH; flat; green tinted

Used on machine type: A

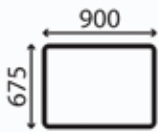
REF 164TA3777



Window, cabin side lower
RH; flat; green tinted

Used on machine type: A

REF 164TA3779



Window, cabin rear
Flat; green tinted

Used on machine type: A

REF 164TA3780



Window, cabin side lower
RH; green tinted; Lexan

Used on machine type: A

REF 165TA3488



Window, cabin LH door
Flat; green tinted

Used on machine type: A

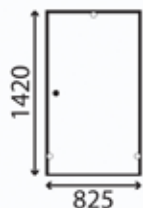
REF 165TA3489



Used on: CASE-30

- A 688 B-P
- B 688 B-PSU
- C 888 BCK
- D 888 BCKE
- E 1288

Used on: CASE



Window, cabin front
Flat; green tinted

Used on machine type: A, B, C, D, E

REF 164TA3773



Window, cabin front lower
Flat; green tinted

Used on machine type: A, B, C, D, E

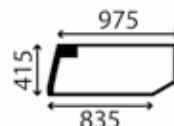
REF 164TA3774



Window, cabin LH door upper
Rear; flat; green tinted

Used on machine type: A, B, C, D, E

REF 164TA3775



Window, cabin LH door lower
Flat; green tinted

Used on machine type: A, B, C, D, E

REF 164TA3776



Window, cabin side
LH; flat; green tinted

Used on machine type: A, B, C, D, E

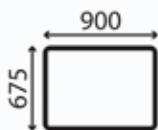
REF 164TA3777



Window, cabin side lower
RH; flat; green tinted

Used on machine type: A, B, C, D, E

REF 164TA3779



Window, cabin rear
Flat; green tinted

Used on machine type: A, B, C, D, E

REF 164TA3780



Window, cabin LH door
Flat; green tinted

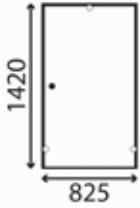
Used on machine type: A, B, C, D, E

REF 165TA3489



Used on: CASE-31

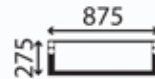
A 688 BCK



Window, cabin front
Flat; green tinted

Used on machine type: A

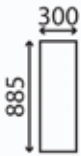
REF 164TA3773



Window, cabin front lower
Flat; green tinted

Used on machine type: A

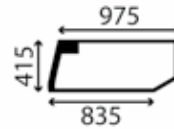
REF 164TA3774



Window, cabin LH door upper
Rear; flat; green tinted

Used on machine type: A

REF 164TA3775



Window, cabin LH door lower
Flat; green tinted

Used on machine type: A

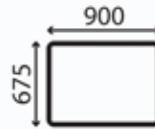
REF 164TA3776



Window, cabin side
LH; flat; green tinted

Used on machine type: A

REF 164TA3777



Window, cabin rear
Flat; green tinted

Used on machine type: A

REF 164TA3780



Window, cabin LH door
Flat; green tinted

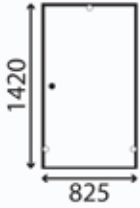
Used on machine type: A

REF 165TA3489



Used on: CASE-32

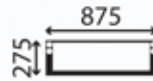
A 1188 P



Window, cabin front
Flat; green tinted

Used on machine type: A

REF 164TA3773



Window, cabin front lower
Flat; green tinted

Used on machine type: A

REF 164TA3774



Window, cabin LH door upper
Rear; flat; green tinted

Used on machine type: A

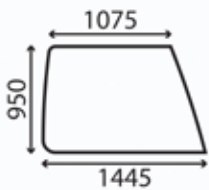
REF 164TA3775



Window, cabin side
LH; flat; green tinted

Used on machine type: A

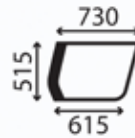
REF 164TA3777



Window, cabin side upper
RH; flat; green tinted

Used on machine type: A

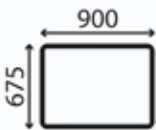
REF 164TA3778



Window, cabin side lower
RH; flat; green tinted

Used on machine type: A

REF 164TA3779



Window, cabin rear
Flat; green tinted

Used on machine type: A

REF 164TA3780



Window, cabin LH door
Flat; green tinted

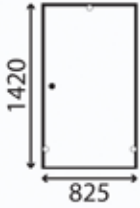
Used on machine type: A

REF 165TA3489



Used on: CASE-33

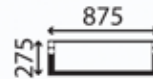
A 1288 NLC



Window, cabin front
Flat; green tinted

Used on machine type: A

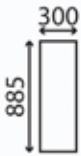
REF 164TA3773



Window, cabin front lower
Flat; green tinted

Used on machine type: A

REF 164TA3774



Window, cabin LH door upper
Rear; flat; green tinted

Used on machine type: A

REF 164TA3775



Window, cabin side
LH; flat; green tinted

Used on machine type: A

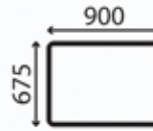
REF 164TA3777



Window, cabin side lower
RH; flat; green tinted

Used on machine type: A

REF 164TA3779



Window, cabin rear
Flat; green tinted

Used on machine type: A

REF 164TA3780



Window, cabin LH door
Flat; green tinted

Used on machine type: A

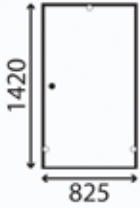
REF 165TA3489



Used on: CASE-34

A 1488

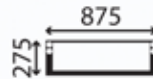
Used on: CASE



Window, cabin front
Flat; green tinted

Used on machine type: A

REF 164TA3773



Window, cabin front lower
Flat; green tinted

Used on machine type: A

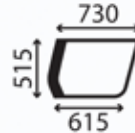
REF 164TA3774



Window, cabin side
LH; flat; green tinted

Used on machine type: A

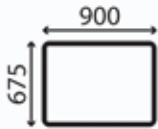
REF 164TA3777



Window, cabin side lower
RH; flat; green tinted

Used on machine type: A

REF 164TA3779



Window, cabin rear
Flat; green tinted

Used on machine type: A

REF 164TA3780



Window, cabin LH door
Flat; green tinted

Used on machine type: A

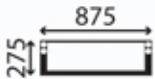
REF 165TA3489



Used on: CASE

Used on: CASE-35

A 1288 LLC



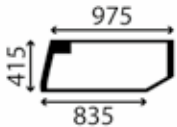
Window, cabin front lower
Flat; green tinted

Used on machine type: A
REF 164TA3774



Window, cabin LH door upper
Rear; flat; green tinted

Used on machine type: A
REF 164TA3775



Window, cabin LH door lower
Flat; green tinted

Used on machine type: A
REF 164TA3776



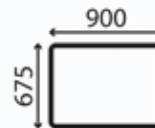
Window, cabin side
LH; flat; green tinted

Used on machine type: A
REF 164TA3777



Window, cabin side lower
RH; flat; green tinted

Used on machine type: A
REF 164TA3779



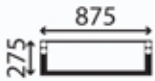
Window, cabin rear
Flat; green tinted

Used on machine type: A
REF 164TA3780



Used on: CASE-36

A 888 B



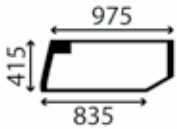
Window, cabin front lower
Flat; green tinted

Used on machine type: A
REF 164TA3774



Window, cabin LH door upper
Rear; flat; green tinted

Used on machine type: A
REF 164TA3775



Window, cabin LH door lower
Flat; green tinted

Used on machine type: A
REF 164TA3776



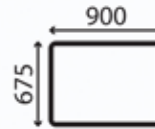
Window, cabin side
LH; flat; green tinted

Used on machine type: A
REF 164TA3777



Window, cabin side lower
RH; flat; green tinted

Used on machine type: A
REF 164TA3779



Window, cabin rear
Flat; green tinted

Used on machine type: A
REF 164TA3780



Window, cabin LH door
Flat; green tinted

Used on machine type: A
REF 165TA3489



Used on: CASE

Used on: CASE-37

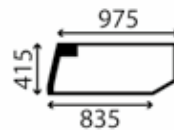
- A 688 B
- B 988



Window, cabin LH door upper
Rear; flat; green tinted

Used on machine type: A, B

REF 164TA3775



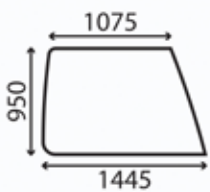
Window, cabin LH door lower
Flat; green tinted

Used on machine type: A, B

REF 164TA3776

Used on: CASE-38

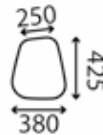
- A WX 170
- B WX 200



Window, cabin side upper
RH; flat; green tinted

Used on machine type: A, B

REF 164TA3778



Window, cabin side lower
RH; curved; green tinted

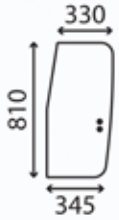
Used on machine type: A, B

REF 164TA5284



Used on: CASE-39

- A 9007
- B 9013
- C 9021
- D 9033
- E 9046



Window, cabin LH door upper
Rear; sliding; flat; bronze tinted

Used on machine type: A, B, C, D, E

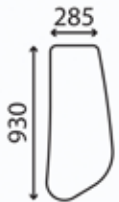
REF 164TA3782



Window, cabin LH door lower

Used on machine type: A, B, C, D, E

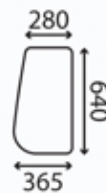
REF 164TA3783



Window, cabin side
LH; flat; green tinted

Used on machine type: A, B, C, D, E

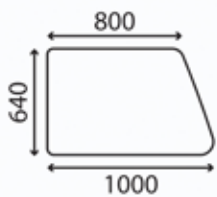
REF 164TA3784



Window, cabin side
RH; rear; flat; bronze tinted

Used on machine type: A, B, C, D, E

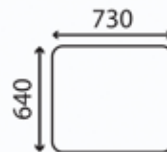
REF 164TA3785



Window, cabin RH door upper
Side; flat; bronze tinted

Used on machine type: A, B, C, D, E

REF 164TA3786



Window, cabin rear
Flat; green tinted

Used on machine type: A, B, C, D, E

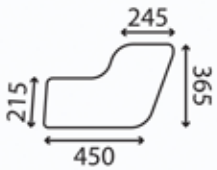
REF 164TA3787



Used on: CASE

Used on: CASE-40

- A CK 25
- B CK 28
- C CK 36
- D CK 50



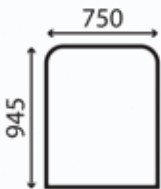
Window, cabin LH door lower

Used on machine type: A, B, C, D

REF 164TA3788

Used on: CASE-41

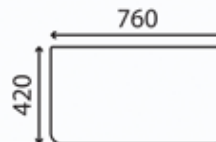
- A CX 75 C SR
- B CX 80 C TIER 4
- C CX 145 C SR
- D CX 235 C SR TIER 4



Window, cabin front
Flat; green tinted

Used on machine type: A, B, C, D

REF 164TA3789



Window, cabin front lower
Flat; green tinted

Used on machine type: A, B, C, D

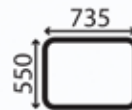
REF 164TA3790



Window, cabin side
RH; flat; green tinted

Used on machine type: A, B, C, D

REF 164TA3791



Window, cabin rear
Flat; green tinted

Used on machine type: A, B, C, D

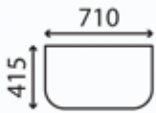
REF 164TA3792



Used on: CASE-42

- A CX 75 SR
- B CX 75 SR TIER 3
- C CX 80 MINIPELLE
- D CX 80 TIER3
- E CX 135 SR
- F CX 135 SR TIER 3
- G CX 225 SR
- H CX 225 SR TIER 3

Used on: CASE



Window, cabin front lower
Flat; clear

Used on machine type: A, B, C, D, E, F, G, H

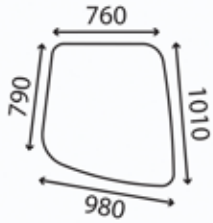
REF 164TA3793



Window, cabin side
LH; flat; green tinted

Used on machine type: A, B, C, D, E, F, G, H

REF 164TA3794



Window, cabin side
RH; front; flat; green tinted

Used on machine type: A, B, C, D, E, F, G, H

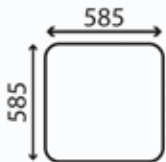
REF 164TA3795



Window, cabin side
RH; rear; flat; green tinted

Used on machine type: A, B, C, D, E, F, G, H

REF 164TA3796



Window, cabin rear
Flat; green tinted

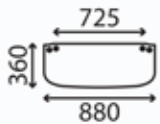
Used on machine type: A, B, C, D, E, F, G, H

REF 164TA3797



Used on: CASE-43

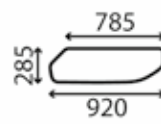
- A CX 130
- B CX 180
- C CX 460 TIER 3
- D CX 700
- E CX 800



Window, cabin front lower
Curved; green tinted

Used on machine type: A, B, C, D, E

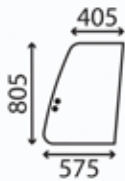
REF 164TA3798



Window, cabin LH door lower
Flat; green tinted

Used on machine type: A, B, C, D, E

REF 164TA3799



Window, cabin LH door upper
Front; sliding; curved; green tinted

Used on machine type: A, B, C, D, E

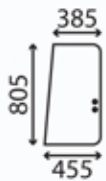
REF 164TA5275



Window, cabin side
LH; flat; green tinted

Used on machine type: A, B, C, D, E

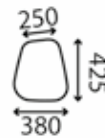
REF 164TA5276



Window, cabin LH door upper
Rear; sliding; curved; green tinted

Used on machine type: A, B, C, D, E

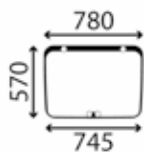
REF 164TA5277



Window, cabin side lower
RH; curved; green tinted

Used on machine type: A, B, C, D, E

REF 164TA5284



Window, cabin rear
Curved; green tinted

Used on machine type: A, B, C, D, E

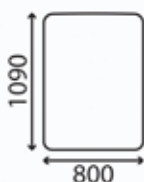
REF 164TA5285



Window, cabin side
RH; rear; curved; green tinted

Used on machine type: A, B, C, D, E

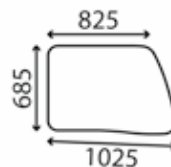
REF 164TA5286



Window, cabin front
Flat; green tinted

Used on machine type: A, B, C, D, E

REF 164TA5287



Window, cabin RH door upper
Curved; green tinted

Used on machine type: A, B, C, D, E

REF 164TA5288



Used on: CASE-44

A CX 160

Window, cabin front lower
Curved; green tinted

Used on machine type: A

REF 164TA3798

Window, cabin LH door lower
Flat; green tinted

Used on machine type: A

REF 164TA3799

Window, cabin LH door upper
Front; sliding; curved; green tinted

Used on machine type: A

REF 164TA5275

Window, cabin side
LH; flat; green tinted

Used on machine type: A

REF 164TA5276

Window, cabin LH door upper
Rear; sliding; curved; green tinted

Used on machine type: A

REF 164TA5277

Window, cabin side lower
RH; curved; green tinted

Used on machine type: A

REF 164TA5284

Window, cabin rear
Curved; green tinted

Used on machine type: A

REF 164TA5285

Window, cabin side
RH; rear; curved; green tinted

Used on machine type: A

REF 164TA5286

Window, cabin front
Flat; green tinted

Used on machine type: A

REF 164TA5287

Window, cabin RH door upper
Curved; green tinted

Used on machine type: A

REF 164TA5288

Window, cabin LH door upper
Rear; sliding; curved; green tinted

Used on machine type: A

REF 164TA5296

Window, cabin LH door upper
Front; sliding; curved; green tinted

Used on machine type: A

REF 164TA6452



Used on: CASE-45

- A CX 230
- B CX 240

Window, cabin front lower
Curved; green tinted

Used on machine type: A, B

REF 164TA3798

Window, cabin LH door lower
Flat; green tinted

Used on machine type: A, B

REF 164TA3799

Window, cabin LH door upper
Front; sliding; curved; green tinted

Used on machine type: A, B

REF 164TA5275

Window, cabin side
LH; flat; green tinted

Used on machine type: A, B

REF 164TA5276

Window, cabin LH door upper
Rear; sliding; curved; green tinted

Used on machine type: A, B

REF 164TA5277

Window, cabin side lower
RH; curved; green tinted

Used on machine type: A, B

REF 164TA5284

Window, cabin rear
Curved; green tinted

Used on machine type: A, B

REF 164TA5285

Window, cabin side
RH; rear; curved; green tinted

Used on machine type: A, B

REF 164TA5286

Window, cabin front
Flat; green tinted

Used on machine type: A, B

REF 164TA5287

Window, cabin RH door upper
Curved; green tinted

Used on machine type: A, B

REF 164TA5288

Window, cabin rear
Curved; green tinted

Used on machine type: A, B

REF 164TA5295

Window, cabin LH door upper
Rear; sliding; curved; green tinted

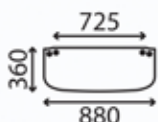
Used on machine type: A, B

REF 164TA5296



Used on: CASE-46

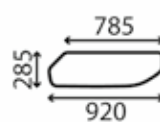
A CX 290



Window, cabin front lower
Curved; green tinted

Used on machine type: A

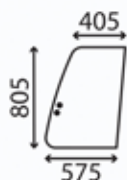
REF 164TA3798



Window, cabin LH door lower
Flat; green tinted

Used on machine type: A

REF 164TA3799



Window, cabin LH door upper
Front; sliding; curved; green tinted

Used on machine type: A

REF 164TA5275



Window, cabin side
LH; flat; green tinted

Used on machine type: A

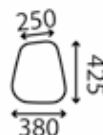
REF 164TA5276



Window, cabin LH door upper
Rear; sliding; curved; green tinted

Used on machine type: A

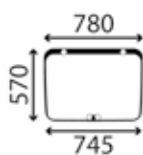
REF 164TA5277



Window, cabin side lower
RH; curved; green tinted

Used on machine type: A

REF 164TA5284



Window, cabin rear
Curved; green tinted

Used on machine type: A

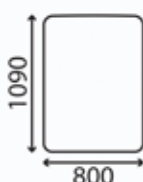
REF 164TA5285



Window, cabin side
RH; rear; curved; green tinted

Used on machine type: A

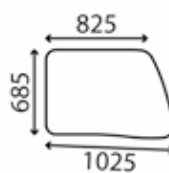
REF 164TA5286



Window, cabin front
Flat; green tinted

Used on machine type: A

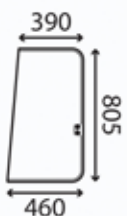
REF 164TA5287



Window, cabin RH door upper
Curved; green tinted

Used on machine type: A

REF 164TA5288



Window, cabin LH door upper
Rear; sliding; curved; green tinted

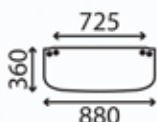
Used on machine type: A

REF 164TA5296



Used on: CASE-47

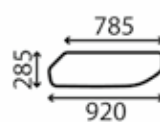
- A CX 330
- B CX 330 TIER 3
- C CX 350
- D CX 350 TIER 3



Window, cabin front lower
Curved; green tinted

Used on machine type: A, B, C, D

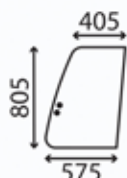
REF 164TA3798



Window, cabin LH door lower
Flat; green tinted

Used on machine type: A, B, C, D

REF 164TA3799



Window, cabin LH door upper
Front; sliding; curved; green tinted

Used on machine type: A, B, C, D

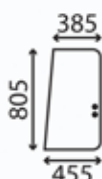
REF 164TA5275



Window, cabin side
LH; flat; green tinted

Used on machine type: A, B, C, D

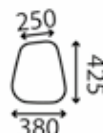
REF 164TA5276



Window, cabin LH door upper
Rear; sliding; curved; green tinted

Used on machine type: A, B, C, D

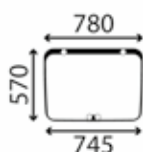
REF 164TA5277



Window, cabin side lower
RH; curved; green tinted

Used on machine type: A, B, C, D

REF 164TA5284



Window, cabin rear
Curved; green tinted

Used on machine type: A, B, C, D

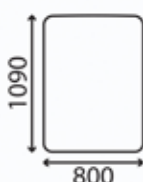
REF 164TA5285



Window, cabin side
RH; rear; curved; green tinted

Used on machine type: A, B, C, D

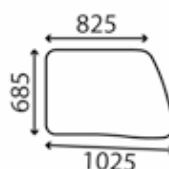
REF 164TA5286



Window, cabin front
Flat; green tinted

Used on machine type: A, B, C, D

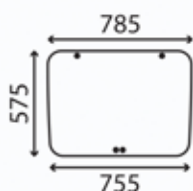
REF 164TA5287



Window, cabin RH door upper
Curved; green tinted

Used on machine type: A, B, C, D

REF 164TA5288



Window, cabin rear
Curved; green tinted

Used on machine type: A, B, C, D

REF 164TA5295



Window, cabin LH door upper
Rear; sliding; curved; green tinted

Used on machine type: A, B, C, D

REF 164TA5296



Used on: CASE-48

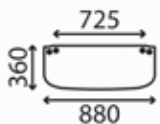
A CX 460

	<p>Window, cabin front lower Curved; green tinted</p> <p>Used on machine type: A</p> <p>REF 164TA3798</p>		<p>Window, cabin LH door lower Flat; green tinted</p> <p>Used on machine type: A</p> <p>REF 164TA3799</p>
	<p>Window, cabin LH door upper Front; sliding; curved; green tinted</p> <p>Used on machine type: A</p> <p>REF 164TA5275</p>		<p>Window, cabin side LH; flat; green tinted</p> <p>Used on machine type: A</p> <p>REF 164TA5276</p>
	<p>Window, cabin LH door upper Rear; sliding; curved; green tinted</p> <p>Used on machine type: A</p> <p>REF 164TA5277</p>		<p>Window, cabin side lower RH; curved; green tinted</p> <p>Used on machine type: A</p> <p>REF 164TA5284</p>
	<p>Window, cabin rear Curved; green tinted</p> <p>Used on machine type: A</p> <p>REF 164TA5285</p>		<p>Window, cabin side RH; rear; curved; green tinted</p> <p>Used on machine type: A</p> <p>REF 164TA5286</p>
	<p>Window, cabin front Flat; green tinted</p> <p>Used on machine type: A</p> <p>REF 164TA5287</p>		<p>Window, cabin RH door upper Curved; green tinted</p> <p>Used on machine type: A</p> <p>REF 164TA5288</p>
	<p>Window, cabin LH door upper Rear; sliding; curved; green tinted</p> <p>Used on machine type: A</p> <p>REF 164TA5296</p>		



Used on: CASE-49

A CX 210



Window, cabin front lower
Curved; green tinted

Used on machine type: A
REF 164TA3798



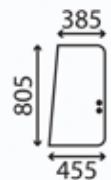
Window, cabin LH door upper
Front; sliding; curved; green tinted

Used on machine type: A
REF 164TA5275



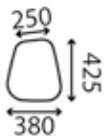
Window, cabin side
LH; flat; green tinted

Used on machine type: A
REF 164TA5276



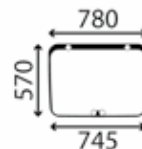
Window, cabin LH door upper
Rear; sliding; curved; green tinted

Used on machine type: A
REF 164TA5277



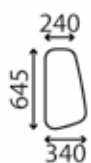
Window, cabin side lower
RH; curved; green tinted

Used on machine type: A
REF 164TA5284



Window, cabin rear
Curved; green tinted

Used on machine type: A
REF 164TA5285



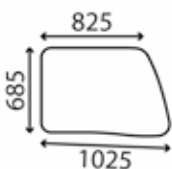
Window, cabin side
RH; rear; curved; green tinted

Used on machine type: A
REF 164TA5286



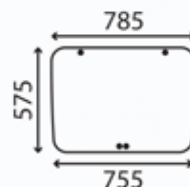
Window, cabin front
Flat; green tinted

Used on machine type: A
REF 164TA5287



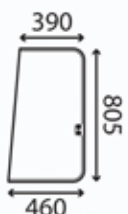
Window, cabin RH door upper
Curved; green tinted

Used on machine type: A
REF 164TA5288



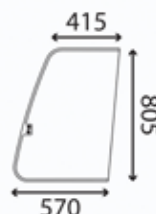
Window, cabin rear
Curved; green tinted

Used on machine type: A
REF 164TA5295



Window, cabin LH door upper
Rear; sliding; curved; green tinted

Used on machine type: A
REF 164TA5296



Window, cabin LH door upper
Front; sliding; curved; green tinted

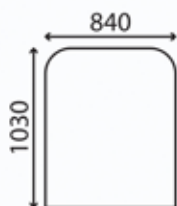
Used on machine type: A
REF 164TA6452



Used on: CASE-50

A CX 130 B
 B CX 160 B
 C CX 160 B TIER 3
 D CX 180 B
 E CX 180 B TIER 3
 F CX 210 B
 G CX 210 B SL
 H CX 220 B TIER 3
 I CX 240 B
 J CX 240 B TIER 3

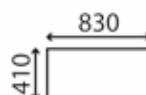
K CX 300 B TIER 3
 L CX 350 B TIER 3
 M CX 360 B TIER 3
 N CX 370 B TIER 3
 O CX 470 B TIER 3
 P CX 700 B
 Q CX 800 B TIER 3



Window, cabin front
 Flat; green tinted

Used on machine type: A, B, C, D, E, F, G, H, I, J, K, L, M, N, O, P, Q

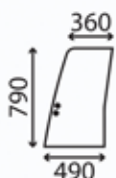
REF 164TA3800



Window, cabin front lower
 Curved; green tinted

Used on machine type: A, B, C, D, E, F, G, H, I, J, K, L, M, N, O, P, Q

REF 164TA3801



Window, cabin LH door upper
 Front; sliding; curved; green tinted

Used on machine type: A, B, C, D, E, F, G, H, I, J, K, L, M, N, O, P, Q

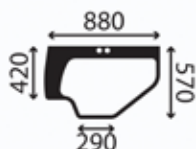
REF 164TA3802



Window, cabin LH door upper
 Rear; sliding; curved; green tinted

Used on machine type: A, B, C, D, E, F, G, H, I, J, K, L, M, N, O, P, Q

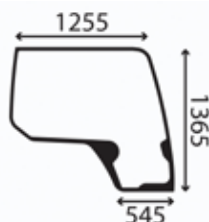
REF 164TA3803



Window, cabin LH door lower

Used on machine type: A, B, C, D, E, F, G, H, I, J, K, L, M, N, O, P, Q

REF 164TA3804



Window, cabin side
 RH; flat; green tinted

Used on machine type: A, B, C, D, E, F, G, H, I, J, K, L, M, N, O, P, Q

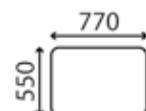
REF 164TA3805



Window, cabin side
 LH; curved; green tinted

Used on machine type: A, B, C, D, E, F, G, H, I, J, K, L, M, N, O, P, Q

REF 164TA3806



Window, cabin rear
 Flat; green tinted

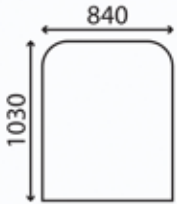
Used on machine type: A, B, C, D, E, F, G, H, I, J, K, L, M, N, O, P, Q

REF 164TA3807



Used on: CASE-51

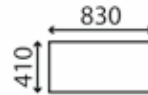
A CX 290 B TIER 3



Window, cabin front
Flat; green tinted

Used on machine type: A

REF 164TA3800



Window, cabin front lower
Curved; green tinted

Used on machine type: A

REF 164TA3801



Window, cabin LH door upper
Front; sliding; curved; green tinted

Used on machine type: A

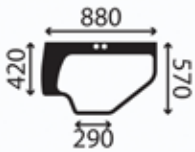
REF 164TA3802



Window, cabin LH door upper
Rear; sliding; curved; green tinted

Used on machine type: A

REF 164TA3803



Window, cabin LH door lower

Used on machine type: A

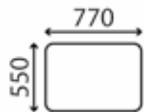
REF 164TA3804



Window, cabin side
LH; curved; green tinted

Used on machine type: A

REF 164TA3806



Window, cabin rear
Flat; green tinted

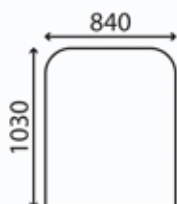
Used on machine type: A

REF 164TA3807



Used on: CASE-52

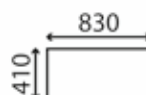
A CX 230 B TIER 3



Window, cabin front
Flat; green tinted

Used on machine type: A

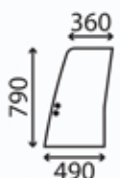
REF 164TA3800



Window, cabin front lower
Curved; green tinted

Used on machine type: A

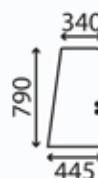
REF 164TA3801



Window, cabin LH door upper
Front; sliding; curved; green tinted

Used on machine type: A

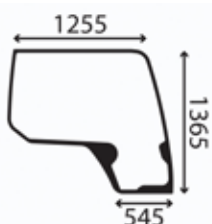
REF 164TA3802



Window, cabin LH door upper
Rear; sliding; curved; green tinted

Used on machine type: A

REF 164TA3803



Window, cabin side
RH; flat; green tinted

Used on machine type: A

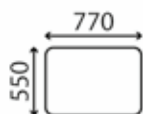
REF 164TA3805



Window, cabin side
LH; curved; green tinted

Used on machine type: A

REF 164TA3806



Window, cabin rear
Flat; green tinted

Used on machine type: A

REF 164TA3807



Used on: CASE-53

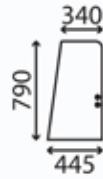
- A CX 130 C
- B CX 160 C TIER 4
- C CX 180 C TIER 4
- D CX 210 C TIER 4
- E CX 230 C NHD TIER 4
- F CX 250 C TIER 4
- G CX 300 C
- H CX 300 C TIER 4
- I CX 370 C TIER 4
- J CX 470 C TIER 4



Window, cabin LH door upper
Front; sliding; curved; green tinted

Used on machine type: A, B, C, D, E, F, G, H, I, J

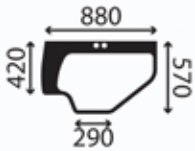
REF 164TA3802



Window, cabin LH door upper
Rear; sliding; curved; green tinted

Used on machine type: A, B, C, D, E, F, G, H, I, J

REF 164TA3803



Window, cabin LH door lower

Used on machine type: A, B, C, D, E, F, G, H, I, J

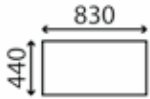
REF 164TA3804



Window, cabin front
Flat; green tinted

Used on machine type: A, B, C, D, E, F, G, H, I, J

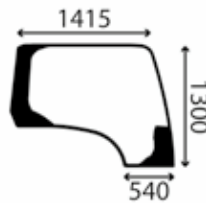
REF 164TA3808



Window, cabin front lower
Curved; green tinted

Used on machine type: A, B, C, D, E, F, G, H, I, J

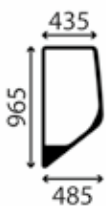
REF 164TA3809



Window, cabin side
RH; flat; green tinted

Used on machine type: A, B, C, D, E, F, G, H, I, J

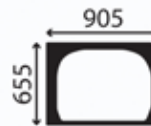
REF 164TA3810



Window, cabin side
LH; curved; green tinted

Used on machine type: A, B, C, D, E, F, G, H, I, J

REF 164TA3811



Window, cabin rear
Flat; green tinted

Used on machine type: A, B, C, D, E, F, G, H, I, J

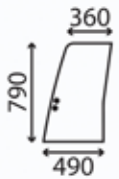
REF 164TA3812



Used on: CASE-54

A CX 350 C TIER 4

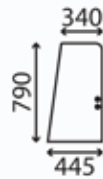
Used on: CASE



Window, cabin LH door upper
Front; sliding; curved; green tinted

Used on machine type: A

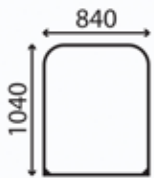
REF 164TA3802



Window, cabin LH door upper
Rear; sliding; curved; green tinted

Used on machine type: A

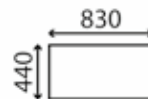
REF 164TA3803



Window, cabin front
Flat; green tinted

Used on machine type: A

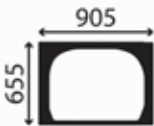
REF 164TA3808



Window, cabin front lower
Curved; green tinted

Used on machine type: A

REF 164TA3809



Window, cabin rear
Flat; green tinted

Used on machine type: A

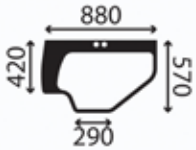
REF 164TA3812



Used on: CASE

Used on: CASE-55

A CX 470 B



Window, cabin LH door lower

Used on machine type: A

REF 164TA3804

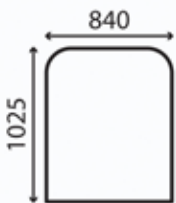


Window, cabin side

LH; curved; green tinted

Used on machine type: A

REF 164TA3806

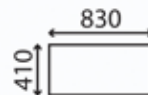


Window, cabin front

Flat; green tinted

Used on machine type: A

REF 164TA3813



Window, cabin front lower

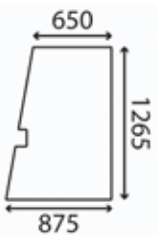
Flat; green tinted

Used on machine type: A

REF 164TA3814

Used on: CASE-56

A 1088 CS



Window, cabin LH door

Flat; green tinted

Used on machine type: A

REF 165TA3528



Used on: CASE-57

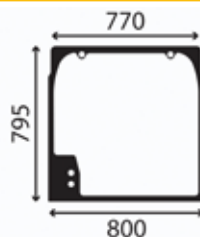
A CX 15 B



Window, cabin LH door
Flat; clear

Used on machine type: A

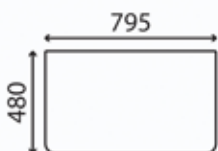
REF 164TA4508



Window, cabin front
Flat; green tinted

Used on machine type: A

REF 164TA5141



Window, cabin front lower
Front; lower; flat; green tinted

Used on machine type: A

REF 164TA5142

Used on: CASE-58

A CX 18 B



Window, cabin LH door
Flat; clear

Used on machine type: A

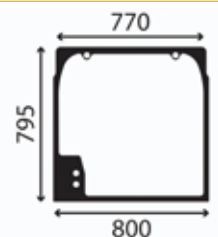
REF 164TA4507



Window, cabin LH door
Flat; clear

Used on machine type: A

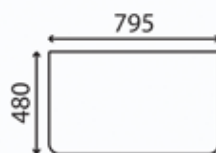
REF 164TA4508



Window, cabin front
Flat; green tinted

Used on machine type: A

REF 164TA5141



Window, cabin front lower
Front; lower; flat; green tinted

Used on machine type: A

REF 164TA5142



Used on: CASE

Used on: CASE-59

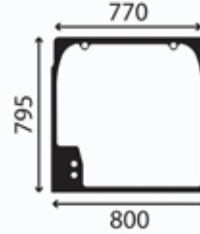
A CX 16 B



Window, cabin LH door
Flat; clear

Used on machine type: A

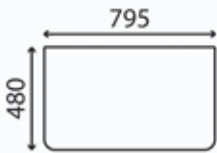
REF 164TA4507



Window, cabin front
Flat; green tinted

Used on machine type: A

REF 164TA5141



Window, cabin front lower
Front; lower; flat; green tinted

Used on machine type: A

REF 164TA5142



Used on: CASE-60

A CX 22 B
 B CX 26 B SERIE 2
 C CX 27 B
 D CX 30 B SERIES 2
 E CX 31 B
 F CX 35 B SERIE 2
 G CX 36 B
 H CX 39 B SERIE 2
 I CX 40 B
 J CX 45 B SERIE 2

K CX 50 B
 L CX 50 B SERIE 2
 M CX 55 B

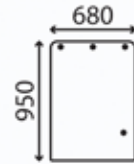
Used on: CASE



Window, cabin LH door upper
 Curved; green tinted

Used on machine type: A, B, C, D, E, F, G, H, I, J, K, L, M

REF 164TA5278



Window, cabin front upper
 Opening; curved; green tinted

Used on machine type: A, B, C, D, E, F, G, H, I, J, K, L, M

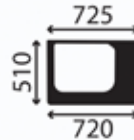
REF 164TA5279



Window, cabin side
 LH; curved; green tinted

Used on machine type: A, B, C, D, E, F, G, H, I, J, K, L, M

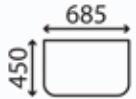
REF 164TA5280



Window, cabin LH door lower
 Curved; green tinted

Used on machine type: A, B, C, D, E, F, G, H, I, J, K, L, M

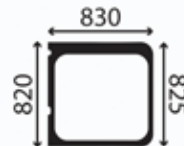
REF 164TA5281



Window, cabin front lower
 Flat; green tinted

Used on machine type: A, B, C, D, E, F, G, H, I, J, K, L, M

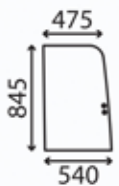
REF 164TA5282



Window, cabin rear

Used on machine type: A, B, C, D, E, F, G, H, I, J, K, L, M

REF 164TA5291



Window, cabin side
 RH; front; sliding; flat; green tinted

Used on machine type: A, B, C, D, E, F, G, H, I, J, K, L, M

REF 164TA5293



Window, cabin side
 RH; rear; sliding; flat; green tinted

Used on machine type: A, B, C, D, E, F, G, H, I, J, K, L, M

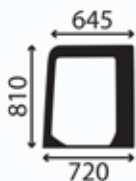
REF 164TA5294



Used on: CASE

Used on: CASE-61

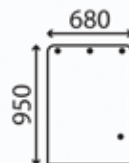
A CX 27 B COMPACT TIER 4



Window, cabin LH door upper
Curved; green tinted

Used on machine type: A

REF 164TA5278



Window, cabin front upper
Opening; curved; green tinted

Used on machine type: A

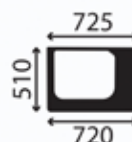
REF 164TA5279



Window, cabin side
LH; curved; green tinted

Used on machine type: A

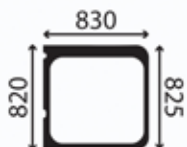
REF 164TA5280



Window, cabin LH door lower
Curved; green tinted

Used on machine type: A

REF 164TA5281



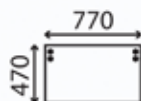
Window, cabin rear

Used on machine type: A

REF 164TA5291

Used on: CASE-62

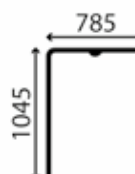
A WX 145
B WX 165
C WX 185
D WX 210 INDUSTRY
E WX 240
F WX 240 INDUSTRY



Window, cabin front lower
Front; lower; curved; green tinted

Used on machine type: A, B, C, D, E, F

REF 164TA5283



Window, cabin front
Curved; green tinted

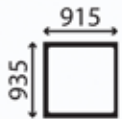
Used on machine type: A, B, C, D, E, F

REF 164TA5290



Used on: CASE-63

A CX 17 B



Window, cabin rear
Curved; green tinted

Used on machine type: A
REF 164TA5289



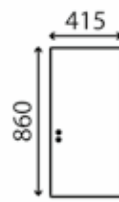
Window, cabin LH door
Curved; green tinted

Used on machine type: A
REF 164TA5292



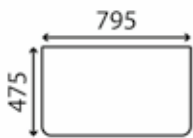
Window, cabin side
LH; rear; flat; green tinted

Used on machine type: A
REF 164TA5297



Window, cabin side
RH; rear; sliding; flat; green tinted

Used on machine type: A
REF 164TA5298



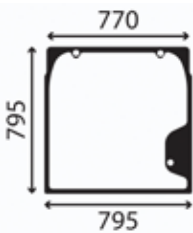
Window, cabin front lower
Front; lower; flat; green tinted

Used on machine type: A
REF 164TA5299



Window, cabin side
RH; front; sliding; flat; green tinted

Used on machine type: A
REF 164TA5300



Window, cabin front
Flat; green tinted

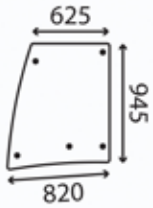
Used on machine type: A
REF 166TA2524



Used on: CASE

Used on: CASE-64

- A 595 LSP
- B 595 SLE



Window, cabin LH door upper
LH; upper; flat; green tinted

Used on machine type: A, B

REF 164TA5301

Used on: CASE-65

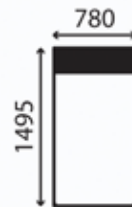
- A FARMLIFT 525



Window, cabin side
RH; flat; green tinted

Used on machine type: A

REF 166TA1997



Window, cabin front
Curved; green tinted

Used on machine type: A

REF 166TA2539



Window, cabin LH door upper
Front; flat; green tinted

Used on machine type: A

REF 166TA2541



Window, cabin LH door upper
Rear; flat; green tinted

Used on machine type: A

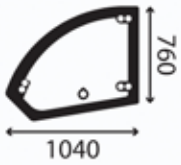
REF 166TA2542



Used on: CASE-66

- A FARMLIFT 632
- B FARMLIFT 635
- C FARMLIFT 735
- D FARMLIFT 742
- E FARMLIFT 935

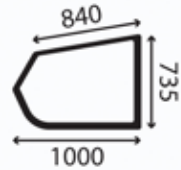
Used on: CASE



Window, cabin LH door upper
Opening; flat; green tinted

Used on machine type: A, B, C, D, E

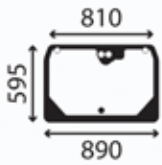
REF 166TA2511



Window, cabin LH door lower
Flat; green tinted

Used on machine type: A, B, C, D, E

REF 166TA2543



Window, cabin rear
Flat; green tinted

Used on machine type: A, B, C, D, E

REF 166TA2544



Window, cabin side
LH; flat; green tinted

Used on machine type: A, B, C, D, E

REF 166TA2546



Used on: CATERPILLAR

Model	Series	Model	Series
1404RD	1404RD	305CR	303 - 303CR - 304 - 304CR - 305 - 305CR
140M 3	140M 3	305D CR	303C/E CR - 303.5C/C CR/D/E - 304C/D CR - 305C CR/D CD/E - 305.5D/E
216B	216B - 226B - 232B - 242B - 247B -257B	305E	303C/E CR - 303.5C/C CR/D/E - 304C/D CR - 305C CR/D CD/E - 305.5D/E
226B	216B - 226B - 232B - 242B - 247B -257B	307C	307C/D - 311C/C U
232B	216B - 226B - 232B - 242B - 247B -257B	307D	307C/D - 311C/C U
242B	216B - 226B - 232B - 242B - 247B -257B	307E	307E
247B	216B - 226B - 232B - 242B - 247B -257B	308C	308C/C CR - 314D CR/LCR - 321C - 328D LCR
257B	216B - 226B - 232B - 242B - 247B -257B	308C CR	308C/C CR - 314D CR/LCR - 321C - 328D LCR
301.4C	301.4C	308D	308D
301.5	301.5 - 301.8	308E	308E
301.6	301.5 - 301.8	308E CR	308E CR/SR - 321D LCR
301.6C	301.6C - 302.5C	308E SR	308E CR/SR - 321D LCR
301.7D	301.7D - 302.4D	311C	307C/D - 311C/C U
301.8	301.5 - 301.8	311C U	307C/D - 311C/C U
301.8C	301.6C - 302.5C	311D LRR	311D - 336D
302.2D	301.7D - 302.4D	311F LRR	311D - 336D
302.4D	301.7D - 302.4D	312B L	312B L - 317B L/LN
302.5	302.5	312C	312C - 318C
302.5C	301.6C - 302.5C	312C L	312C L - 315C - 320C - 325C/C L
302.7D	302.7D/D CR	312D	311D - 336D
302.7D CR	302.7D/D CR	312D L	311D - 336D
303	303 - 303CR - 304 - 304CR - 305 - 305CR	312D2	311D - 336D
303.5	303.5	312D2 GC	311D - 336D
303.5C	303C/E CR - 303.5C/C CR/D/E - 304C/D CR - 305C CR/D CD/E - 305.5D/E	312D2 L	311D - 336D
303.5C CR	303C/E CR - 303.5C/C CR/D/E - 304C/D CR - 305C CR/D CD/E - 305.5D/E	312E	312E - 336E LNH
303.5D	303C/E CR - 303.5C/C CR/D/E - 304C/D CR - 305C CR/D CD/E - 305.5D/E	312E L	312E L - 316E L - 324E L
303.5E	303C/E CR - 303.5C/C CR/D/E - 304C/D CR - 305C CR/D CD/E - 305.5D/E	313B	313B
303C CR	303C/E CR - 303.5C/C CR/D/E - 304C/D CR - 305C CR/D CD/E - 305.5D/E	313D	311D - 336D
303CR	303 - 303CR - 304 - 304CR - 305 - 305CR	313D2	311D - 336D
303E CR	303C/E CR - 303.5C/C CR/D/E - 304C/D CR - 305C CR/D CD/E - 305.5D/E	313D2 LGP	313D2 LGP - 320D2/D2 GC/D2 L - 323D2 L - 326D L
304	303 - 303CR - 304 - 304CR - 305 - 305CR	314C	314C
304.5	304.5	314D CR	308C/C CR - 314D CR/LCR - 321C - 328D LCR
304C CR	303C/E CR - 303.5C/C CR/D/E - 304C/D CR - 305C CR/D CD/E - 305.5D/E	314D LCR	308C/C CR - 314D CR/LCR - 321C - 328D LCR
304CR	303 - 303CR - 304 - 304CR - 305 - 305CR	314E CR	314E CR/LCR
304D CR	303C/E CR - 303.5C/C CR/D/E - 304C/D CR - 305C CR/D CD/E - 305.5D/E	314E LCR	314E CR/LCR
304E	304E	315C	312C L - 315C - 320C - 325C/C L
305	303 - 303CR - 304 - 304CR - 305 - 305CR	315D L	315D L - 329D LN
305.5 E	303C/E CR - 303.5C/C CR/D/E - 304C/D CR - 305C CR/D CD/E - 305.5D/E	316E L	312E L - 316E L - 324E L
305.5D	303C/E CR - 303.5C/C CR/D/E - 304C/D CR - 305C CR/D CD/E - 305.5D/E	317B L	312B L - 317B L/LN
305C CR	303C/E CR - 303.5C/C CR/D/E - 304C/D CR - 305C CR/D CD/E - 305.5D/E	317B LN	312B L - 317B L/LN
		318C	312C - 318C
		318D L	311D - 336D
		318D2 L	311D - 336D
		318E L	312E - 336E LNH
		319C	319C



Used on: CATERPILLAR

Model	Series	Model	Series
319D	319D - 323D L - 336D L - 345D L	325C FM	322C FM - 330C FM
319D L	315D L - 329D LN	325C L	312C L - 315C - 320C - 325C/C L
319D LN	311D - 336D	325D	311D - 336D
320B	320B/B N/B S - 322B LN - 325B LN - 330B LN	325D L	325D L/MH
320B N	320B/B N/B S - 322B LN - 325B LN - 330B LN	325D MH	325D L/MH
320B S	320B/B N/B S - 322B LN - 325B LN - 330B LN	326D L	313D2 LGP - 320D2/D2 GC/D2 L - 323D2 L - 326D L
320C	312C L - 315C - 320C - 325C/C L	326D2	326D2/D2 L - 329D2/D2 L
320C FM	320C FM/L	326D2 L	326D2/D2 L - 329D2/D2 L
320C L	320C FM/L	328D LCR	308C/C CR - 314D CR/LCR - 321C - 328D LCR
320D	311D - 336D	329D	315D L - 329D LN
320D GC	311D - 336D	329D L	315D L - 329D LN
320D L	311D - 336D	329D LN	315D L - 329D LN
320D LN	320D LN - 323D LN/SA	329D2	326D2/D2 L - 329D2/D2 L
320D LRR	320D LRR	329D2 L	326D2/D2 L - 329D2/D2 L
320D RR	311D - 336D	329E	312E - 336E LNH
320D2	313D2 LGP - 320D2/D2 GC/D2 L - 323D2 L - 326D L	329E L	312E - 336E LNH
320D2 GC	313D2 LGP - 320D2/D2 GC/D2 L - 323D2 L - 326D L	329E LN	329E LN
320D2 L	313D2 LGP - 320D2/D2 GC/D2 L - 323D2 L - 326D L	330B LN	320B/B N/B S - 322B LN - 325B LN - 330B LN
320E	312E - 336E LNH	330C	330C/C LN
320E L	312E - 336E LNH	330C FM	322C FM - 330C FM
320E LN	312E - 336E LNH	330C L	330C L
320E LRR	312E - 336E LNH	330C LN	330C/C LN
320E RR	312E - 336E LNH	330C MH	330C MH
321C	308C/C CR - 314D CR/LCR - 321C - 328D LCR	330D L	330D L/LN
321D LCR	308E CR/SR - 321D LCR	330D LN	330D L/LN
322B LN	320B/B N/B S - 322B LN - 325B LN - 330B LN	336D	311D - 336D
322C	322C	336D L	319D - 323D L - 336D L - 345D L
322C FM	322C FM - 330C FM	336D LN	336D LN
323D	315D L - 329D LN	336D2	336D2
323D L	319D - 323D L - 336D L - 345D L	336D2 L	336D2 L
323D LN	320D LN - 323D LN/SA	336E	312E - 336E LNH
323D S	323D S - 324D LN	336E H	336E H/HL
323D SA	320D LN - 323D LN/SA	336E HL	336E H/HL
323D2 L	313D2 LGP - 320D2/D2 GC/D2 L - 323D2 L - 326D L	336E L	336E L
323E L	312E - 336E LNH	336E LN	336E LN
323E LN	312E - 336E LNH	336E LNH	312E - 336E LNH
323E SA	312E - 336E LNH	336F L	336F L
324D	324D	345D L	319D - 323D L - 336D L - 345D L
324D L	315D L - 329D LN	416	416 - 416B - 426B - 428 - 428B/SERIE 2 - 436B - 438 - 438B - 446B
324D LN	323D S - 324D LN	416B	416 - 416B - 426B - 428 - 428B/SERIE 2 - 436B - 438 - 438B - 446B
324E	312E - 336E LNH	416C	416C - 426C
324E L	312E L - 316E L - 324E L	416D	416D - 420D - 430D - 446D
324E LN	312E - 336E LNH	420D	416D - 420D - 430D - 446D
325B LN	320B/B N/B S - 322B LN - 325B LN - 330B LN	422E	422E/F - 428E/F - 432F - 434F - 442E - 444E/F
325C	312C L - 315C - 320C - 325C/C L	422F	422E/F - 428E/F - 432F - 434F - 442E - 444E/F



Used on: CATERPILLAR

Model	Series
424D	424D
426B	416 - 416B - 426B - 428 - 428B/SERIE 2 - 436B - 438 - 438B -446B
426C	416C - 426C
428	416 - 416B - 426B - 428 - 428B/SERIE 2 - 436B - 438 - 438B -446B
428 SERIE 2	416 - 416B - 426B - 428 - 428B/SERIE 2 - 436B - 438 - 438B -446B
428B	416 - 416B - 426B - 428 - 428B/SERIE 2 - 436B - 438 - 438B -446B
428C	428C - 438C
428D	428D - 432D - 438D - 442D
428E	422E/F - 428E/F - 432F - 434F - 442E - 444E/F
428F	422E/F - 428E/F - 432F - 434F - 442E - 444E/F
430D	416D - 420D - 430D - 446D
432D	428D - 432D - 438D - 442D
432F	422E/F - 428E/F - 432F - 434F - 442E - 444E/F
434F	422E/F - 428E/F - 432F - 434F - 442E - 444E/F
436B	416 - 416B - 426B - 428 - 428B/SERIE 2 - 436B - 438 - 438B -446B
436C	436C
438	416 - 416B - 426B - 428 - 428B/SERIE 2 - 436B - 438 - 438B -446B
438B	416 - 416B - 426B - 428 - 428B/SERIE 2 - 436B - 438 - 438B -446B
438C	428C - 438C
438D	428D - 432D - 438D - 442D
442D	428D - 432D - 438D - 442D
442E	422E/F - 428E/F - 432F - 434F - 442E - 444E/F
444E	422E/F - 428E/F - 432F - 434F - 442E - 444E/F
444F	422E/F - 428E/F - 432F - 434F - 442E - 444E/F
446B	416 - 416B - 426B - 428 - 428B/SERIE 2 - 436B - 438 - 438B -446B
446D	416D - 420D - 430D - 446D
902	902 - 906 COMPACT - 908 COMPACT
904B	904B
906 COMPACT	902 - 906 COMPACT - 908 COMPACT
906H 2	906H COMPACT/2
906H COMPACT	906H COMPACT/2
907H	907H/H 2 - 908H 2 COMPACT
907H 2	907H/H 2 - 908H 2 COMPACT
908 COMPACT	902 - 906 COMPACT - 908 COMPACT
908H 2 COMPACT	907H/H 2 - 908H 2 COMPACT
908H COMPACT	908H COMPACT
910E COMPACT	910E/F COMPACT
910F COMPACT	910E/F COMPACT
910G COMPACT	910G COMPACT
910K COMPACT	910K COMPACT - 914K COMPACT
914G 2 COMPACT	914G 2 COMPACT - 924G - 928HZ - 930G - 938G 2

Model	Series
914G COMPACT	914G COMPACT - 928G - 938G
914K COMPACT	910K COMPACT - 914K COMPACT
924G	914G 2 COMPACT - 924G - 928HZ - 930G - 938G 2
924GZ	924GZ/HZ
924H	924H - 928H - 930H - 938H
924HZ	924GZ/HZ
928G	914G COMPACT - 928G - 938G
928H	924H - 928H - 930H - 938H
928HZ	914G 2 COMPACT - 924G - 928HZ - 930G - 938G 2
930G	914G 2 COMPACT - 924G - 928HZ - 930G - 938G 2
930H	924H - 928H - 930H - 938H
938G	914G COMPACT - 928G - 938G
938G 2	914G 2 COMPACT - 924G - 928HZ - 930G - 938G 2
938H	924H - 928H - 930H - 938H
950G	950G - 962G - 966G - 972G - 980G
950G 2	950/962/972/980 G 2/H - 966H - 986H
950H	950/962/972/980 G 2/H - 966H - 986H
950K	950K
953C TRACK	953/973 C TRACK
953D TRACK	953/963/973 D TRACK
962G	950G - 962G - 966G - 972G - 980G
962G 2	950/962/972/980 G 2/H - 966H - 986H
962H	950/962/972/980 G 2/H - 966H - 986H
962K	962K
963D TRACK	953/963/973 D TRACK
966G	950G - 962G - 966G - 972G - 980G
966H	950/962/972/980 G 2/H - 966H - 986H
966M	966M - 972M - 980M - 982M
972G	950G - 962G - 966G - 972G - 980G
972G 2	950/962/972/980 G 2/H - 966H - 986H
972H	950/962/972/980 G 2/H - 966H - 986H
972K	972K -980K/K HLG
972M	966M - 972M - 980M - 982M
973C TRACK	953/973 C TRACK
973D TRACK	953/963/973 D TRACK
980G	950G - 962G - 966G - 972G - 980G
980G 2	950/962/972/980 G 2/H - 966H - 986H
980H	950/962/972/980 G 2/H - 966H - 986H
980K	972K -980K/K HLG
980K HLG	972K -980K/K HLG
980M	966M - 972M - 980M - 982M
982M	966M - 972M - 980M - 982M
986H	950/962/972/980 G 2/H - 966H - 986H
D6N	D6N - D6N LGP
D6N LGP	D6N - D6N LGP



Used on: CATERPILLAR

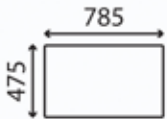
Model	Series	Model	Series
M312	M312 - M320	TH336	TH336-TH337-TH406-TH407
M313C	M313C - M322C	TH336C	TH-C
M313D	M313D - M322D	TH337	TH336-TH337-TH406-TH407
M315	M312 - M320	TH337C	TH-C
M315C	M313C - M322C	TH340B	TH-B
M315D	M313D - M322D	TH350B	TH-B
M316C	M313C - M322C	TH355B	TH-B
M316D	M313D - M322D	TH360B	TH-B
M318	M312 - M320	TH406	TH336-TH337-TH406-TH407
M318C	M313C - M322C	TH406C	TH-C
M318C MH	M313C - M322C	TH407	TH336-TH337-TH406-TH407
M318D	M318D/D MH	TH407C	TH-C
M318D MH	M318D/D MH	TH414C	TH-C
M320	M312 - M320	TH417C	TH-C
M322C	M313C - M322C	TH460B	TH-B
M322D	M313D - M322D	TH514C	TH-C
M325C MH	M325C MH	TH560B	TH-B
M325D L MH	M325D L MH	TH580B	TH-B
M325D MH	M325D MH	TH62	TH62-TH82-TH83
M330D	M330D	TH63	TH63
TH220B	TH-B	TH82	TH62-TH82-TH83
TH255	TH255	TH83	TH62-TH82-TH83
TH330B	TH-B		

Used on: CATERPILLAR



Used on: CATERPILLAR 1404RD

A 1404RD



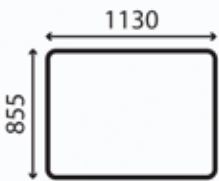
Window, cabin front lower
Front; lower; flat; clear

Used on machine type: A

REF 164TA4944

Used on: CATERPILLAR 140M 3

A 140M 3



Window, cabin rear
Flat; green tinted

Used on machine type: A

REF 165TA3365



Window, cabin side
RH; flat; green tinted

Used on machine type: A

REF 165TA3371



Window, cabin side
LH; flat; green tinted

Used on machine type: A

REF 165TA3372



Used on: CATERPILLAR 216B - 226B - 232B - 242B - 247B -257B

- A 216B
- B 226B
- C 232B
- D 242B
- E 247B
- F 257B



Mirror, rear view
Oval shape; length: 265,00 mm; width: 163,00 mm; glass

Used on machine type: A, B, C, D, E, F

REF 164TA4952

Used on: CATERPILLAR 301.4C

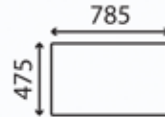
- A 301.4C



Window, cabin side
RH; front; flat; clear

Used on machine type: A

REF 164TA4769



Window, cabin front lower
Front; lower; flat; clear

Used on machine type: A

REF 164TA4944



Window, cabin LH door
LH; flat; clear

Used on machine type: A

REF 165TA3378



Window, cabin side
LH; flat; clear

Used on machine type: A

REF 165TA3379



Window, cabin side
RH; rear; flat; clear

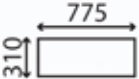
Used on machine type: A

REF 165TA3380



Used on: CATERPILLAR 301.5 - 301.8

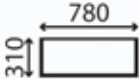
- A 301.5
- B 301.6
- C 301.8



Window, cabin front lower
Flat; clear

Used on machine type: A, B, C


REF 164TA4770



Window, cabin front lower
Flat; clear

Used on machine type: A, B, C

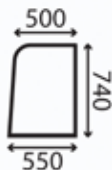
REF 164TA4771



Window, cabin LH door upper
Flat; clear

Used on machine type: A, B, C

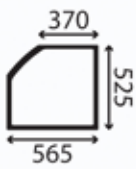
REF 164TA4772



Window, cabin LH door upper
Flat; clear

Used on machine type: A, B, C

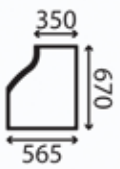
REF 164TA4773



Window, cabin LH door lower
Flat; clear

Used on machine type: A, B, C

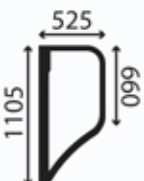
REF 164TA4774



Window, cabin LH door lower
Flat; clear

Used on machine type: A, B, C

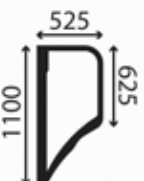
REF 164TA4775



Window, cabin side
LH; flat; clear

Used on machine type: A, B, C

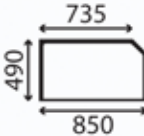
REF 164TA4776



Window, cabin side
LH; flat; clear

Used on machine type: A, B, C


REF 164TA4777



Window, cabin rear
Upper; flat; clear

Used on machine type: A, B, C


REF 164TA4779



Window, cabin rear
Lower; flat; clear

Used on machine type: A, B, C

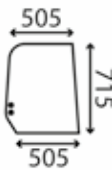
REF 164TA4780



Window, cabin roof
Opening; flat; clear; from serial 3YW 2818 and up

Used on machine type: A, B, C

REF 164TA4781



Window, cabin side upper
RH; rear; upper; sliding; curved; green tinted

Used on machine type: A, B, C

REF 164TA4788



Used on: CATERPILLAR 301.5 - 301.8

- A 301.5
- B 301.6
- C 301.8

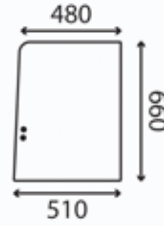


Mirror, rear view

Oval shape; length: 265,00 mm; width: 163,00 mm; glass

Used on machine type: A, B, C

REF 164TA4952

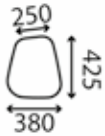


Window, cabin side upper

RH; front; sliding; flat; green tinted

Used on machine type: A, B, C

REF 166TA2321



Window, cabin side lower

RH; lower; curved; green tinted

Used on machine type: A, B, C

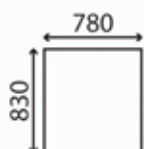
REF 166TA2333

Used on: CATERPILLAR



Used on: CATERPILLAR 301.6C - 302.5C

- A 301.6C
- B 301.8C
- C 302.5C



Window, cabin front upper
Opening; flat; clear

Used on machine type: A, B, C

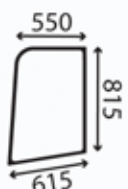
REF 164TA4782



Window, cabin front lower

Used on machine type: A, B, C

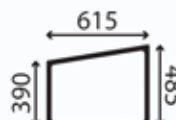
REF 164TA4783



Window, cabin LH door upper
Flat; green tinted

Used on machine type: A, B, C

REF 164TA4784



Window, cabin LH door lower

Used on machine type: A, B, C

REF 164TA4785



Window, cabin side
LH; flat; clear

Used on machine type: A, B, C

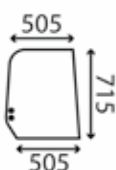
REF 164TA4786



Window, cabin side upper
RH; front; flat; clear

Used on machine type: A, B, C

REF 164TA4787



Window, cabin side upper
RH; rear; upper; sliding; curved; green tinted

Used on machine type: A, B, C

REF 164TA4788



Window, cabin rear

Used on machine type: A, B, C

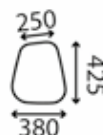
REF 164TA4790



Mirror, rear view
Oval shape; length: 265,00 mm; width: 163,00 mm; glass

Used on machine type: A, B, C

REF 164TA4952



Window, cabin side lower
RH; lower; curved; green tinted

Used on machine type: A, B, C

REF 166TA2333



Used on: CATERPILLAR 301.7D - 302.4D

- A 301.7D
- B 302.2D
- C 302.4D



Window, cabin LH door
Flat; clear

Used on machine type: A, B, C

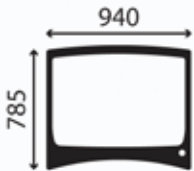
REF 164TA4791



Window, cabin side
LH; flat; clear

Used on machine type: A, B, C

REF 164TA4792



Window, cabin rear
Curved; clear

Used on machine type: A, B, C

REF 164TA4793

Used on: CATERPILLAR



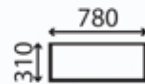
Used on: CATERPILLAR 302.5

A 302.5



Window, cabin front lower
Flat; clear

Used on machine type: A
REF 164TA4770



Window, cabin front lower
Flat; clear

Used on machine type: A
REF 164TA4771



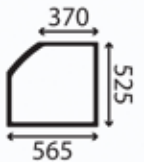
Window, cabin LH door upper
Flat; clear

Used on machine type: A
REF 164TA4772



Window, cabin LH door upper
Flat; clear

Used on machine type: A
REF 164TA4773



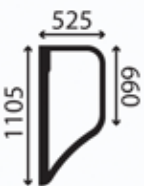
Window, cabin LH door lower
Flat; clear

Used on machine type: A
REF 164TA4774



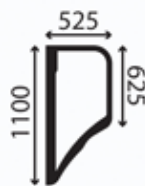
Window, cabin LH door lower
Flat; clear

Used on machine type: A
REF 164TA4775



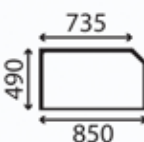
Window, cabin side
LH; flat; clear

Used on machine type: A
REF 164TA4776



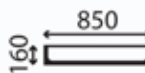
Window, cabin side
LH; flat; clear

Used on machine type: A
REF 164TA4777



Window, cabin rear
Upper; flat; clear

Used on machine type: A
REF 164TA4779



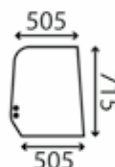
Window, cabin rear
Lower; flat; clear

Used on machine type: A
REF 164TA4780



Window, cabin roof
Opening; flat; clear; from serial 3YW 2818 and up

Used on machine type: A
REF 164TA4781



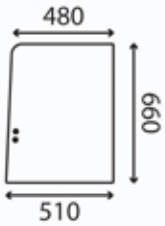
Window, cabin side upper
RH; rear; upper; sliding; curved; green tinted

Used on machine type: A
REF 164TA4788



Used on: CATERPILLAR 302.5

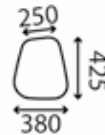
A 302.5



Window, cabin side upper
RH; front; sliding; flat; green tinted

Used on machine type: A

REF 166TA2321



Window, cabin side lower
RH; lower; curved; green tinted

Used on machine type: A

REF 166TA2333

Used on: CATERPILLAR 302.7D/D CR

A 302.7D
B 302.7D CR



Window, cabin LH door
LH; flat; clear

Used on machine type: A, B

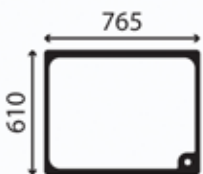
REF 165TA3326



Window, cabin side
LH; flat; clear

Used on machine type: A, B

REF 165TA3327



Window, cabin rear
Flat; clear

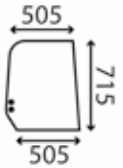
Used on machine type: A, B

REF 165TA3377

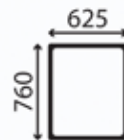


Used on: CATERPILLAR 303 - 303CR - 304 - 304CR - 305 - 305CR

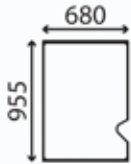
- A 303
- B 303CR
- C 304
- D 304CR
- E 305
- F 305CR



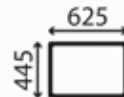
Window, cabin side upper
RH; rear; upper; sliding; curved; green tinted
Used on machine type: A, B, C, D, E, F
REF 164TA4788



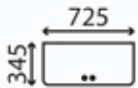
Window, cabin front
Flat; bronze tinted
Used on machine type: A, B, C, D, E, F
REF 164TA4794



Window, cabin front upper
Opening; flat; green tinted
Used on machine type: A, B, C, D, E, F
REF 164TA4795



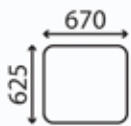
Window, cabin front lower
Flat; green tinted
Used on machine type: A, B, C, D, E, F
REF 164TA4796



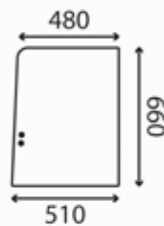
Window, cabin front lower
Flat; green tinted
Used on machine type: A, B, C, D, E, F
REF 164TA4797



Window, cabin LH door
Curved; green tinted
Used on machine type: A, B, C, D, E, F
REF 164TA4798



Window, cabin rear
Flat; green tinted
Used on machine type: A, B, C, D, E, F
REF 164TA4799



Window, cabin side upper
RH; front; sliding; flat; green tinted
Used on machine type: A, B, C, D, E, F
REF 166TA2321



Used on: CATERPILLAR 303.5

A 303.5



Window, cabin LH door upper
Flat; clear

Used on machine type: A

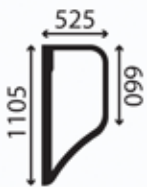
REF 164TA4772



Window, cabin LH door upper
Flat; clear

Used on machine type: A

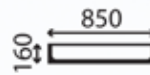
REF 164TA4773



Window, cabin side
LH; flat; clear

Used on machine type: A

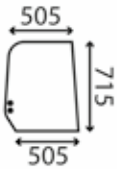
REF 164TA4776



Window, cabin rear
Lower; flat; clear

Used on machine type: A

REF 164TA4780



Window, cabin side upper
RH; rear; upper; sliding; curved; green tinted

Used on machine type: A

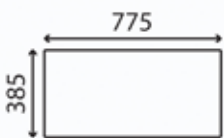
REF 164TA4788



Window, cabin LH door lower
Flat; clear

Used on machine type: A

REF 164TA4806



Window, cabin front lower
Front; lower; flat; clear

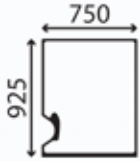
Used on machine type: A

REF 165TA3346



Used on: CATERPILLAR 303C/E CR - 303.5C/C CR/D/E - 304C/D CR - 305C CR/D CD/E - 305.5D/E

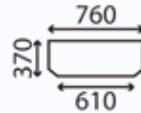
A	303C CR	K	305E
B	303E CR	L	305.5D
C	303.5C CR	M	305.5 E
D	303.5C		
E	303.5D		
F	303.5E		
G	304C CR		
H	304D CR		
I	305C CR		
J	305D CR		



Window, cabin front upper
Opening; flat; green tinted

Used on machine type: A, B, C, D, E, F, G, H, I, J, K, L, M

REF 164TA4800



Window, cabin front lower
Flat; clear

Used on machine type: A, B, C, D, E, F, G, H, I, J, K, L, M

REF 164TA4801



Window, cabin LH door
Curved; green tinted

Used on machine type: A, B, C, D, E, F, G, H, I, J, K, L, M

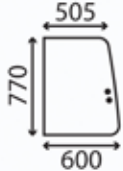
REF 164TA4802



Window, cabin side
LH; curved; green tinted

Used on machine type: A, B, C, D, E, F, G, H, I, J, K, L, M

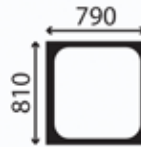
REF 164TA4803



Window, cabin side
RH; front; sliding; flat; green tinted

Used on machine type: A, B, C, D, E, F, G, H, I, J, K, L, M

REF 164TA4804



Window, cabin rear
Flat; green tinted

Used on machine type: A, B, C, D, E, F, G, H, I, J, K, L, M

REF 164TA4805



Used on: CATERPILLAR 304.5

A 304.5



Window, cabin LH door upper
Flat; clear

Used on machine type: A

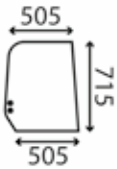
REF 164TA4772



Window, cabin LH door upper
Flat; clear

Used on machine type: A

REF 164TA4773



Window, cabin side upper
RH; rear; upper; sliding; curved; green tinted

Used on machine type: A

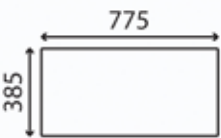
REF 164TA4788



Window, cabin LH door lower
Flat; clear

Used on machine type: A

REF 164TA4806



Window, cabin front lower
Front; lower; flat; clear

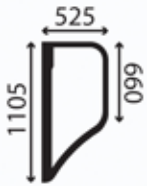
Used on machine type: A

REF 165TA3346



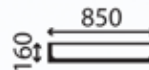
Used on: CATERPILLAR 304E

A 304E



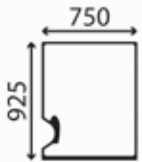
Window, cabin side
LH; flat; clear

Used on machine type: A
REF 164TA4776



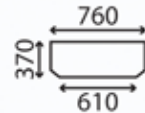
Window, cabin rear
Lower; flat; clear

Used on machine type: A
REF 164TA4780



Window, cabin front upper
Opening; flat; green tinted

Used on machine type: A
REF 164TA4800



Window, cabin front lower
Flat; clear

Used on machine type: A
REF 164TA4801



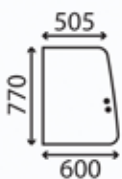
Window, cabin LH door
Curved; green tinted

Used on machine type: A
REF 164TA4802



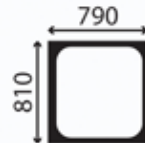
Window, cabin side
LH; curved; green tinted

Used on machine type: A
REF 164TA4803



Window, cabin side
RH; front; sliding; flat; green tinted

Used on machine type: A
REF 164TA4804



Window, cabin rear
Flat; green tinted

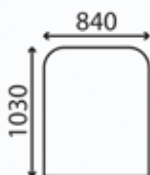
Used on machine type: A
REF 164TA4805



Used on: CATERPILLAR 307C/D - 311C/C U

- A 307C
- B 307D
- C 311C
- D 311C U

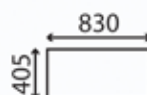
Used on: CATERPILLAR



Window, cabin front
Flat; green tinted

Used on machine type: A, B, C, D

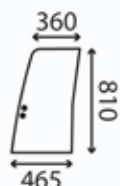
REF 164TA4807



Window, cabin front lower
Curved; green tinted

Used on machine type: A, B, C, D

REF 164TA4808



Window, cabin LH door upper
Front; sliding; flat; green tinted

Used on machine type: A, B, C, D

REF 164TA4809



Window, cabin LH door upper
Rear; sliding; flat; green tinted

Used on machine type: A, B, C, D

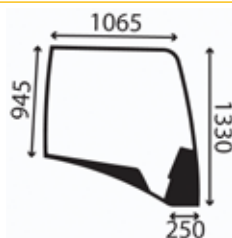
REF 164TA4810



Window, cabin LH door lower

Used on machine type: A, B, C, D

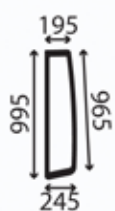
REF 164TA4811



Window, cabin side
RH; flat; green tinted

Used on machine type: A, B, C, D

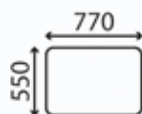
REF 164TA4812



Window, cabin side
LH; flat; clear

Used on machine type: A, B, C, D

REF 164TA4813



Window, cabin rear
Flat; green tinted

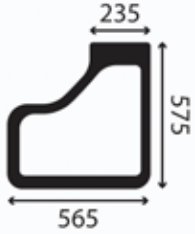
Used on machine type: A, B, C, D

REF 164TA4814



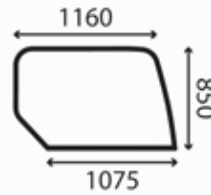
Used on: CATERPILLAR 307E

A 307E



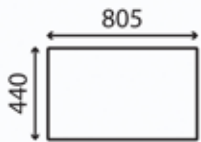
Window, cabin LH door lower
LH; lower; flat; green tinted

Used on machine type: A
REF 164TA4815



Window, cabin side
RH; flat; green tinted

Used on machine type: A
REF 164TA4816



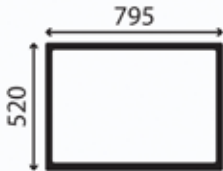
Window, cabin front lower
Front; lower; flat; green tinted

Used on machine type: A
REF 165TA3383



Window, cabin side
LH; flat; green tinted

Used on machine type: A
REF 165TA3384



Window, cabin rear
Flat; green tinted

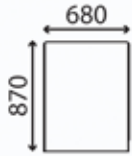
Used on machine type: A
REF 165TA3385



Used on: CATERPILLAR 308C/C CR - 314D CR/LCR - 321C - 328D LCR

- A 308C
- B 308C CR
- C 314D CR
- D 314D LCR
- E 321C
- F 328D LCR

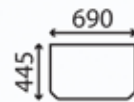
Used on: CATERPILLAR



Window, cabin front
Flat; green tinted

Used on machine type: A, B, C, D, E, F

REF 164TA4817



Window, cabin front lower
Flat; green tinted

Used on machine type: A, B, C, D, E, F

REF 164TA4818



Window, cabin side
RH; flat; green tinted

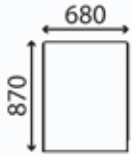
Used on machine type: A, B, C, D, E, F

REF 165TA3362



Used on: CATERPILLAR 308D

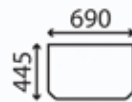
A 308D



Window, cabin front
Flat; green tinted

Used on machine type: A

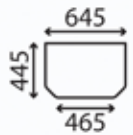
REF 164TA4817



Window, cabin front lower
Flat; green tinted

Used on machine type: A

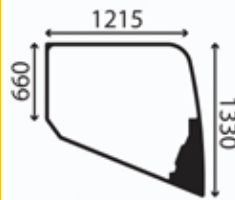
REF 164TA4818



Window, cabin front lower
Flat; green tinted

Used on machine type: A

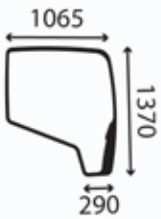
REF 164TA4819



Window, cabin side
RH; flat; green tinted

Used on machine type: A

REF 164TA4820



Window, cabin side
RH; flat; green tinted

Used on machine type: A

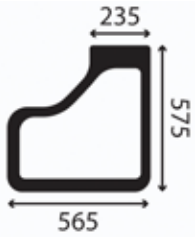
REF 165TA3362



Used on: CATERPILLAR 308E

A 308E

Used on: CATERPILLAR

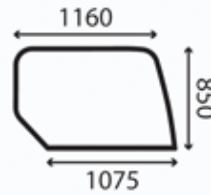


Window, cabin LH door lower

LH; lower; flat; green tinted

Used on machine type: A

REF 164TA4815

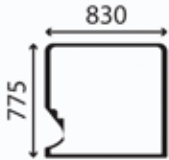


Window, cabin side

RH; flat; green tinted

Used on machine type: A

REF 164TA4816

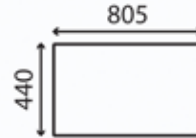


Window, cabin front upper

Front; upper; opening; flat; green tinted

Used on machine type: A

REF 164TA4821



Window, cabin front lower

Front; lower; flat; green tinted

Used on machine type: A

REF 165TA3383

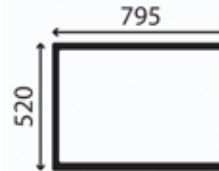


Window, cabin side

LH; flat; green tinted

Used on machine type: A

REF 165TA3384



Window, cabin rear

Flat; green tinted

Used on machine type: A

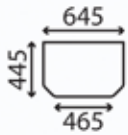
REF 165TA3385



Used on: CATERPILLAR

Used on: CATERPILLAR 308E CR/SR - 321D LCR

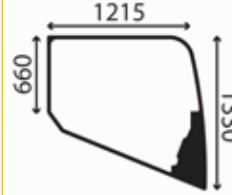
- A 308E CR
- B 308E SR
- C 321D LCR



Window, cabin front lower
Flat; green tinted

Used on machine type: A, B, C

REF 164TA4819



Window, cabin side
RH; flat; green tinted

Used on machine type: A, B, C

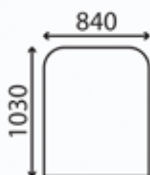
REF 164TA4820



Used on: CATERPILLAR 311D - 336D

A 311D LRR
 B 311F LRR
 C 312D
 D 312D L
 E 312D2
 F 312D2 GC
 G 312D2 L
 H 313D
 I 313D2
 J 318D L

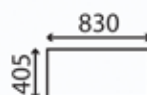
K 318D2 L
 L 319D LN
 M 320D
 N 320D GC
 O 320D L
 P 320D RR
 Q 325D
 R 336D



Window, cabin front
 Flat; green tinted

Used on machine type: A, B, C, D, E, F, G, H, I, J, K, L, M, N, O, P, Q, R

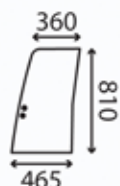
REF 164TA4807



Window, cabin front lower
 Curved; green tinted

Used on machine type: A, B, C, D, E, F, G, H, I, J, K, L, M, N, O, P, Q, R

REF 164TA4808



Window, cabin LH door upper
 Front; sliding; flat; green tinted

Used on machine type: A, B, C, D, E, F, G, H, I, J, K, L, M, N, O, P, Q, R

REF 164TA4809



Window, cabin LH door upper
 Rear; sliding; flat; green tinted

Used on machine type: A, B, C, D, E, F, G, H, I, J, K, L, M, N, O, P, Q, R

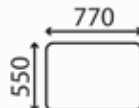
REF 164TA4810



Window, cabin LH door lower

Used on machine type: A, B, C, D, E, F, G, H, I, J, K, L, M, N, O, P, Q, R

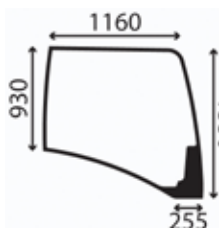
REF 164TA4811



Window, cabin rear
 Flat; green tinted

Used on machine type: A, B, C, D, E, F, G, H, I, J, K, L, M, N, O, P, Q, R

REF 164TA4814



Window, cabin side
 RH; flat; green tinted

Used on machine type: A, B, C, D, E, F, G, H, I, J, K, L, M, N, O, P, Q, R

REF 164TA4822



Window, cabin side
 LH; flat; green tinted

Used on machine type: A, B, C, D, E, F, G, H, I, J, K, L, M, N, O, P, Q, R

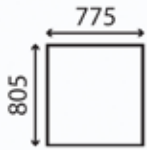
REF 164TA4823



Used on: CATERPILLAR

Used on: CATERPILLAR 312B L - 317B L/LN

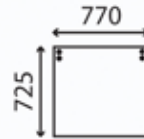
- A 312B L
- B 317B L
- C 317B LN



Window, cabin front upper
Opening; flat; clear

Used on machine type: A, B, C

REF 164TA4824



Window, cabin front lower
Flat; green tinted

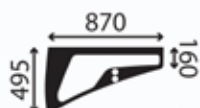
Used on machine type: A, B, C

REF 164TA4825



Used on: CATERPILLAR 312C - 318C

- A 312C
- B 318C



Window, cabin LH door lower

Used on machine type: A, B

REF 164TA4811

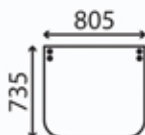


Window, cabin side

LH; flat; green tinted

Used on machine type: A, B

REF 164TA4823



Window, cabin front lower

Curved; green tinted

Used on machine type: A, B

REF 164TA4826



Window, cabin LH door upper

Front; flat; green tinted

Used on machine type: A, B

REF 164TA4827

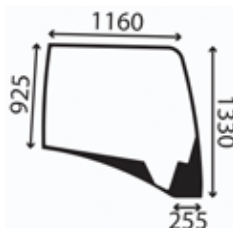


Window, cabin LH door upper

Rear; sliding; flat; green tinted

Used on machine type: A, B

REF 164TA4828

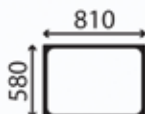


Window, cabin side

RH; flat; green tinted

Used on machine type: A, B

REF 164TA4829



Window, cabin rear

Flat; green tinted

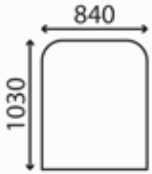
Used on machine type: A, B

REF 164TA4830



Used on: CATERPILLAR 312C L - 315C - 320C - 325C/C L

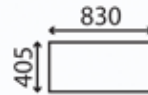
- A 312C L
- B 315C
- C 320C
- D 325C
- E 325C L



Window, cabin front
Flat; green tinted

Used on machine type: A, B, C, D, E

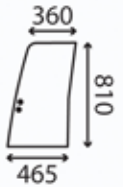
REF 164TA4807



Window, cabin front lower
Curved; green tinted

Used on machine type: A, B, C, D, E

REF 164TA4808



Window, cabin LH door upper
Front; sliding; flat; green tinted

Used on machine type: A, B, C, D, E

REF 164TA4809



Window, cabin LH door upper
Rear; sliding; flat; green tinted

Used on machine type: A, B, C, D, E

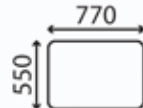
REF 164TA4810



Window, cabin LH door lower

Used on machine type: A, B, C, D, E

REF 164TA4811



Window, cabin rear
Flat; green tinted

Used on machine type: A, B, C, D, E

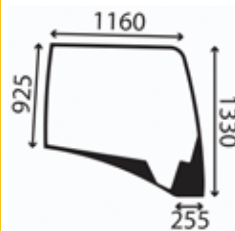
REF 164TA4814



Window, cabin side
LH; flat; green tinted

Used on machine type: A, B, C, D, E

REF 164TA4823



Window, cabin side
RH; flat; green tinted

Used on machine type: A, B, C, D, E

REF 164TA4829

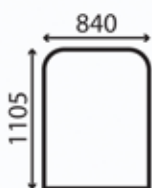


Used on: CATERPILLAR 312E - 336E LNH

A 312E
B 318E L
C 320E
D 320E L
E 320E LN
F 320E LRR
G 320E RR
H 323E L
I 323E LN
J 323E SA

K 324E
L 324E LN
M 329E
N 329E L
O 336E
P 336E LNH

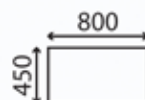
Used on: CATERPILLAR



Window, cabin front
Flat; green tinted

Used on machine type: A, B, C, D, E, F, G, H, I, J, K, L, M, N, O, P

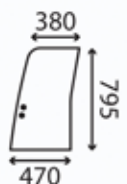
REF 164TA4831



Window, cabin front lower
Flat; green tinted

Used on machine type: A, B, C, D, E, F, G, H, I, J, K, L, M, N, O, P

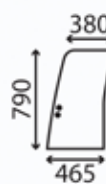
REF 164TA4832



Window, cabin LH door upper
Front; sliding; flat; green tinted

Used on machine type: A, B, C, D, E, F, G, H, I, J, K, L, M, N, O, P

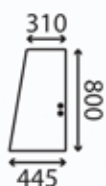
REF 164TA4833



Window, cabin LH door upper
Front; sliding; flat; green tinted

Used on machine type: A, B, C, D, E, F, G, H, I, J, K, L, M, N, O, P

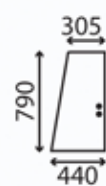
REF 164TA4834



Window, cabin LH door upper
Rear; sliding; flat; green tinted

Used on machine type: A, B, C, D, E, F, G, H, I, J, K, L, M, N, O, P

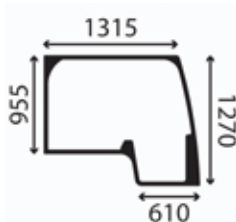
REF 164TA4835



Window, cabin LH door upper
Rear; sliding; flat; green tinted

Used on machine type: A, B, C, D, E, F, G, H, I, J, K, L, M, N, O, P

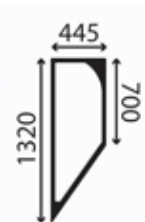
REF 164TA4836



Window, cabin side
RH; flat; green tinted

Used on machine type: A, B, C, D, E, F, G, H, I, J, K, L, M, N, O, P

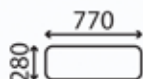
REF 164TA4838



Window, cabin side
LH; flat; green tinted

Used on machine type: A, B, C, D, E, F, G, H, I, J, K, L, M, N, O, P

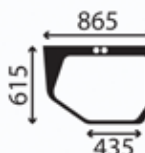
REF 164TA4839



Window, cabin rear
Flat; green tinted

Used on machine type: A, B, C, D, E, F, G, H, I, J, K, L, M, N, O, P

REF 164TA4840



Window, cabin LH door lower
Flat; green tinted

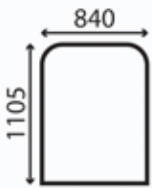
Used on machine type: A, B, C, D, E, F, G, H, I, J, K, L, M, N, O, P

REF 165TA3376



Used on: CATERPILLAR 312E L - 316E L - 324E L

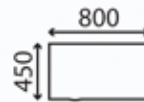
- A 312E L
- B 316E L
- C 324E L



Window, cabin front
Flat; green tinted

Used on machine type: A, B, C

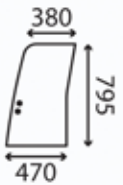
REF 164TA4831



Window, cabin front lower
Flat; green tinted

Used on machine type: A, B, C

REF 164TA4832



Window, cabin LH door upper
Front; sliding; flat; green tinted

Used on machine type: A, B, C

REF 164TA4833



Window, cabin LH door upper
Front; sliding; flat; green tinted

Used on machine type: A, B, C

REF 164TA4834



Window, cabin LH door upper
Rear; sliding; flat; green tinted

Used on machine type: A, B, C

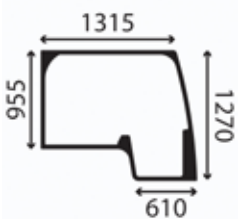
REF 164TA4835



Window, cabin LH door upper
Rear; sliding; flat; green tinted

Used on machine type: A, B, C

REF 164TA4836



Window, cabin side
RH; flat; green tinted

Used on machine type: A, B, C

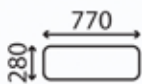
REF 164TA4838



Window, cabin side
LH; flat; green tinted

Used on machine type: A, B, C

REF 164TA4839



Window, cabin rear
Flat; green tinted

Used on machine type: A, B, C

REF 164TA4840



Used on: CATERPILLAR 313B

A 313B



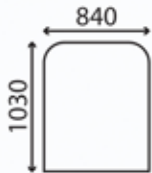
Window, cabin LH door
Curved; green tinted

Used on machine type: A

REF 164TA4798

Used on: CATERPILLAR 313D2 LGP - 320D2/D2 GC/D2 L - 323D2 L - 326D L

A 313D2 LGP
B 320D2
C 320D2 GC
D 320D2 L
E 323D2 L
F 326D L



Window, cabin front
Flat; green tinted

Used on machine type: A, B, C, D, E, F

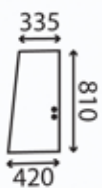
REF 164TA4807



Window, cabin LH door upper
Front; sliding; flat; green tinted

Used on machine type: A, B, C, D, E, F

REF 164TA4809



Window, cabin LH door upper
Rear; sliding; flat; green tinted

Used on machine type: A, B, C, D, E, F

REF 164TA4810



Window, cabin LH door lower

Used on machine type: A, B, C, D, E, F

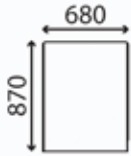
REF 164TA4811



Used on: CATERPILLAR

Used on: CATERPILLAR 314C

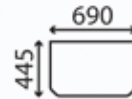
A 314C



Window, cabin front
Flat; green tinted

Used on machine type: A

REF 164TA4817



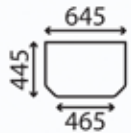
Window, cabin front lower
Flat; green tinted

Used on machine type: A

REF 164TA4818

Used on: CATERPILLAR 314E CR/LCR

A 314E CR
B 314E LCR



Window, cabin front lower
Flat; green tinted

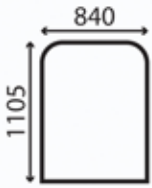
Used on machine type: A, B

REF 164TA4819



Used on: CATERPILLAR 315D L - 329D LN

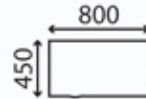
- A 315D L
- B 319D L
- C 323D
- D 324D L
- E 329D
- F 329D L
- G 329D LN



Window, cabin front
Flat; green tinted

Used on machine type: A, B, C, D, E, F, G

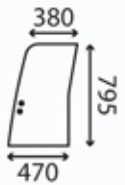
REF 164TA4831



Window, cabin front lower
Flat; green tinted

Used on machine type: A, B, C, D, E, F, G

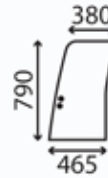
REF 164TA4832



Window, cabin LH door upper
Front; sliding; flat; green tinted

Used on machine type: A, B, C, D, E, F, G

REF 164TA4833



Window, cabin LH door upper
Front; sliding; flat; green tinted

Used on machine type: A, B, C, D, E, F, G

REF 164TA4834



Window, cabin LH door upper
Rear; sliding; flat; green tinted

Used on machine type: A, B, C, D, E, F, G

REF 164TA4835



Window, cabin LH door upper
Rear; sliding; flat; green tinted

Used on machine type: A, B, C, D, E, F, G

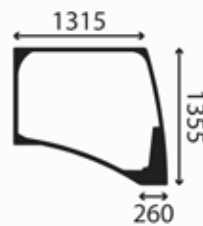
REF 164TA4836



Window, cabin side
LH; flat; green tinted

Used on machine type: A, B, C, D, E, F, G

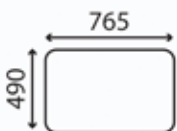
REF 164TA4839



Window, cabin side
RH; flat; green tinted

Used on machine type: A, B, C, D, E, F, G

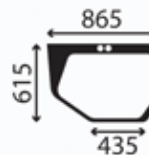
REF 164TA4841



Window, cabin rear
Flat; green tinted

Used on machine type: A, B, C, D, E, F, G

REF 164TA4842



Window, cabin LH door lower
Flat; green tinted

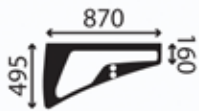
Used on machine type: A, B, C, D, E, F, G

REF 165TA3376



Used on: CATERPILLAR 319C

A 319C



Window, cabin LH door lower

Used on machine type: A

REF 164TA4811

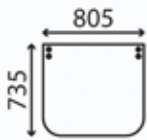


Window, cabin side

LH; flat; green tinted

Used on machine type: A

REF 164TA4823



Window, cabin front lower

Curved; green tinted

Used on machine type: A

REF 164TA4826



Window, cabin LH door upper

Front; flat; green tinted

Used on machine type: A

REF 164TA4827

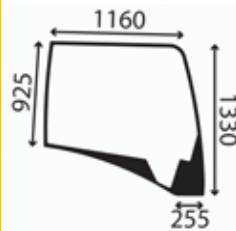


Window, cabin LH door upper

Rear; sliding; flat; green tinted

Used on machine type: A

REF 164TA4828

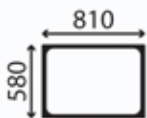


Window, cabin side

RH; flat; green tinted

Used on machine type: A

REF 164TA4829

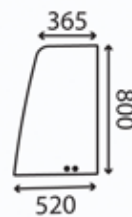


Window, cabin rear

Flat; green tinted

Used on machine type: A

REF 164TA4830



Window, cabin LH door upper

Front; sliding; flat; green tinted

Used on machine type: A

REF 164TA4843



Window, cabin LH door upper

Rear; sliding; flat; green tinted

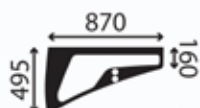
Used on machine type: A

REF 164TA4844



Used on: CATERPILLAR 319D - 323D L - 336D L - 345D L

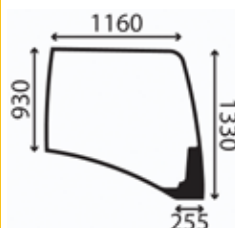
- A 319D
- B 323D L
- C 336D L
- D 345D L



Window, cabin LH door lower

Used on machine type: A, B, C, D

REF 164TA4811



Window, cabin side

RH; flat; green tinted

Used on machine type: A, B, C, D

REF 164TA4822

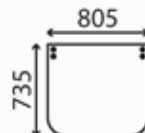


Window, cabin side

LH; flat; green tinted

Used on machine type: A, B, C, D

REF 164TA4823

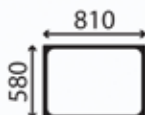


Window, cabin front lower

Curved; green tinted

Used on machine type: A, B, C, D

REF 164TA4826



Window, cabin rear

Flat; green tinted

Used on machine type: A, B, C, D

REF 164TA4830



Window, cabin LH door upper

Front; sliding; flat; green tinted

Used on machine type: A, B, C, D

REF 164TA4843

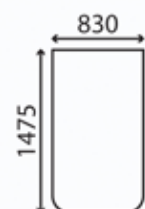


Window, cabin LH door upper

Rear; sliding; flat; green tinted

Used on machine type: A, B, C, D

REF 164TA4844

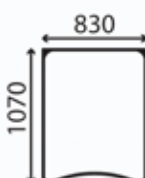


Window, cabin front

Curved; green tinted

Used on machine type: A, B, C, D

REF 164TA4845



Window, cabin front upper

Opening; flat; green tinted

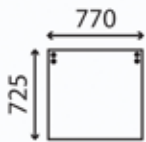
Used on machine type: A, B, C, D

REF 164TA4846



Used on: CATERPILLAR 320B/B N/B S - 322B LN - 325B LN - 330B LN

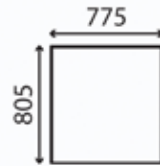
- A 320B
- B 320B N
- C 320B S
- D 322B LN
- E 325B LN
- F 330B LN



Window, cabin front lower
Flat; green tinted

Used on machine type: A, B, C, D, E, F

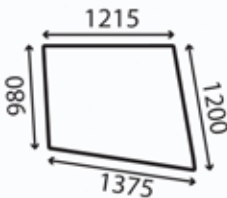
REF 164TA4825



Window, cabin front upper
Opening; flat; green tinted

Used on machine type: A, B, C, D, E, F

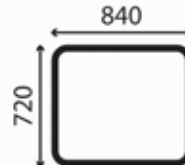
REF 164TA4847



Window, cabin side
RH; flat; green tinted

Used on machine type: A, B, C, D, E, F

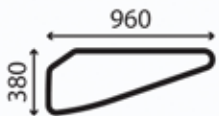
REF 165TA3337



Window, cabin rear
Flat; green tinted

Used on machine type: A, B, C, D, E, F

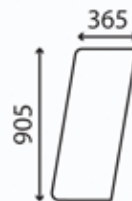
REF 165TA3338



Window, cabin LH door lower
LH; upper; flat; green tinted

Used on machine type: A, B, C, D, E, F

REF 165TA3339



Window, cabin LH door upper
Front; flat; green tinted

Used on machine type: A, B, C, D, E, F

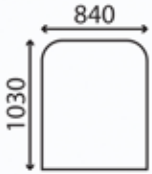
REF 165TA3340



Used on: CATERPILLAR 320C FM/L

- A 320C FM
- B 320C L

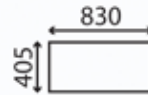
Used on: CATERPILLAR



Window, cabin front
Flat; green tinted

Used on machine type: A, B

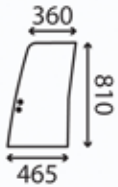
REF 164TA4807



Window, cabin front lower
Curved; green tinted

Used on machine type: A, B

REF 164TA4808



Window, cabin LH door upper
Front; sliding; flat; green tinted

Used on machine type: A, B

REF 164TA4809



Window, cabin LH door upper
Rear; sliding; flat; green tinted

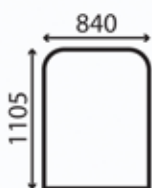
Used on machine type: A, B

REF 164TA4810



Used on: CATERPILLAR 320D LN - 323D LN/SA

- A 320D LN
- B 323D LN
- C 323D SA



Window, cabin front
Flat; green tinted

Used on machine type: A, B, C

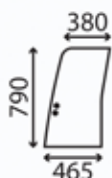
REF 164TA4831



Window, cabin LH door upper
Front; sliding; flat; green tinted

Used on machine type: A, B, C

REF 164TA4833



Window, cabin LH door upper
Front; sliding; flat; green tinted

Used on machine type: A, B, C

REF 164TA4834



Window, cabin LH door upper
Rear; sliding; flat; green tinted

Used on machine type: A, B, C

REF 164TA4835



Window, cabin LH door upper
Rear; sliding; flat; green tinted

Used on machine type: A, B, C

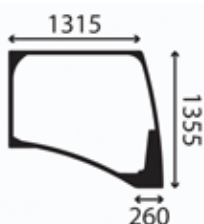
REF 164TA4836



Window, cabin side
LH; flat; green tinted

Used on machine type: A, B, C

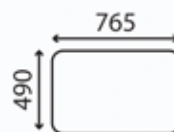
REF 164TA4839



Window, cabin side
RH; flat; green tinted

Used on machine type: A, B, C

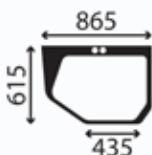
REF 164TA4841



Window, cabin rear
Flat; green tinted

Used on machine type: A, B, C

REF 164TA4842



Window, cabin LH door lower
Flat; green tinted

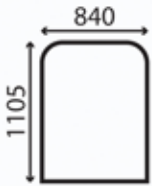
Used on machine type: A, B, C

REF 165TA3376



Used on: CATERPILLAR 320D LRR

A 320D LRR



Window, cabin front
Flat; green tinted

Used on machine type: A

REF 164TA4831



Window, cabin LH door upper
Front; sliding; flat; green tinted

Used on machine type: A

REF 164TA4833



Window, cabin LH door upper
Front; sliding; flat; green tinted

Used on machine type: A

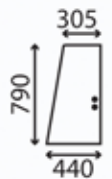
REF 164TA4834



Window, cabin LH door upper
Rear; sliding; flat; green tinted

Used on machine type: A

REF 164TA4835



Window, cabin LH door upper
Rear; sliding; flat; green tinted

Used on machine type: A

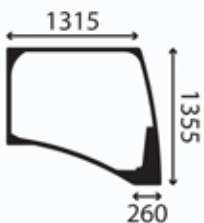
REF 164TA4836



Window, cabin side
LH; flat; green tinted

Used on machine type: A

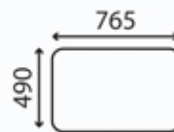
REF 164TA4839



Window, cabin side
RH; flat; green tinted

Used on machine type: A

REF 164TA4841



Window, cabin rear
Flat; green tinted

Used on machine type: A

REF 164TA4842



Used on: CATERPILLAR 322C

A 322C



Window, cabin LH door lower

Used on machine type: A

REF 164TA4811

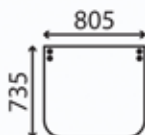


Window, cabin side

LH; flat; green tinted

Used on machine type: A

REF 164TA4823



Window, cabin front lower

Curved; green tinted

Used on machine type: A

REF 164TA4826



Window, cabin LH door upper

Front; flat; green tinted

Used on machine type: A

REF 164TA4827

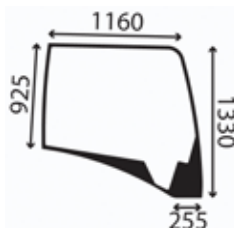


Window, cabin LH door upper

Rear; sliding; flat; green tinted

Used on machine type: A

REF 164TA4828

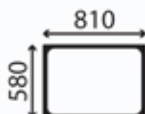


Window, cabin side

RH; flat; green tinted

Used on machine type: A

REF 164TA4829

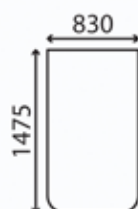


Window, cabin rear

Flat; green tinted

Used on machine type: A

REF 164TA4830

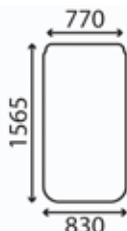


Window, cabin front

Curved; green tinted

Used on machine type: A

REF 164TA4845

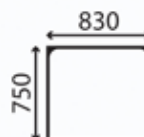


Window, cabin front

Curved; green tinted

Used on machine type: A

REF 164TA4848



Window, cabin front upper

Opening; curved; clear

Used on machine type: A

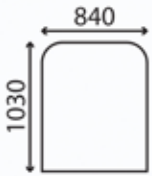
REF 164TA6459



Used on: CATERPILLAR 322C FM - 330C FM

- A 322C FM
- B 325C FM
- C 330C FM

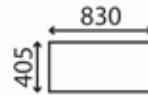
Used on: CATERPILLAR



Window, cabin front
Flat; green tinted

Used on machine type: A, B, C

REF 164TA4807



Window, cabin front lower
Curved; green tinted

Used on machine type: A, B, C

REF 164TA4808



Window, cabin LH door upper
LH; upper; sliding; flat; green tinted

Used on machine type: A, B, C

REF 165TA3363



Window, cabin LH door upper
LH; front; upper; flat; green tinted


Used on machine type: A, B, C

REF 165TA3364

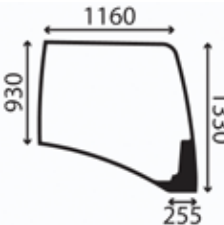


Used on: CATERPILLAR 323D S - 324D LN


- A 323D S
- B 324D LN



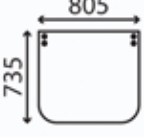
Window, cabin LH door lower
 Used on machine type: A, B
REF 164TA4811




Window, cabin side
 RH; flat; green tinted
 Used on machine type: A, B
REF 164TA4822



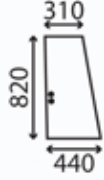
Window, cabin side
 LH; flat; green tinted
 Used on machine type: A, B
REF 164TA4823



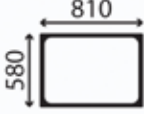
Window, cabin front lower
 Curved; green tinted
 Used on machine type: A, B
REF 164TA4826



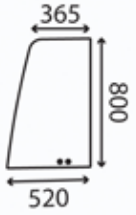
Window, cabin LH door upper
 Front; flat; green tinted
 Used on machine type: A, B
REF 164TA4827



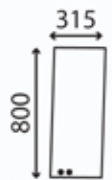
Window, cabin LH door upper
 Rear; sliding; flat; green tinted
 Used on machine type: A, B
REF 164TA4828




Window, cabin rear
 Flat; green tinted
 Used on machine type: A, B
REF 164TA4830



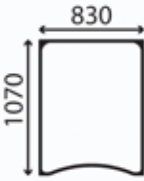
Window, cabin LH door upper
 Front; sliding; flat; green tinted
 Used on machine type: A, B
REF 164TA4843



Window, cabin LH door upper
 Rear; sliding; flat; green tinted
 Used on machine type: A, B
REF 164TA4844



Window, cabin front
 Curved; green tinted
 Used on machine type: A, B
REF 164TA4845

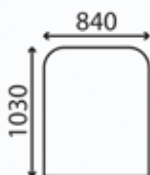


Window, cabin front upper
 Opening; flat; green tinted
 Used on machine type: A, B
REF 164TA4846



Used on: CATERPILLAR 324D

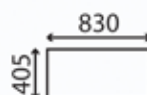
A 324D



Window, cabin front
Flat; green tinted

Used on machine type: A

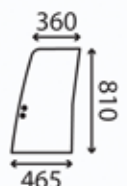
REF 164TA4807



Window, cabin front lower
Curved; green tinted

Used on machine type: A

REF 164TA4808



Window, cabin LH door upper
Front; sliding; flat; green tinted

Used on machine type: A

REF 164TA4809



Window, cabin LH door upper
Rear; sliding; flat; green tinted

Used on machine type: A

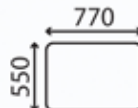
REF 164TA4810



Window, cabin LH door lower

Used on machine type: A

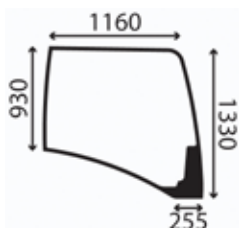
REF 164TA4811



Window, cabin rear
Flat; green tinted

Used on machine type: A

REF 164TA4814



Window, cabin side
RH; flat; green tinted

Used on machine type: A

REF 164TA4822



Window, cabin side
LH; flat; green tinted

Used on machine type: A

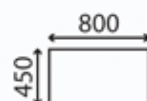
REF 164TA4823



Window, cabin front
Flat; green tinted

Used on machine type: A

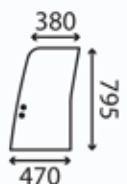
REF 164TA4831



Window, cabin front lower
Flat; green tinted

Used on machine type: A

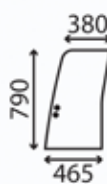
REF 164TA4832



Window, cabin LH door upper
Front; sliding; flat; green tinted

Used on machine type: A

REF 164TA4833



Window, cabin LH door upper
Front; sliding; flat; green tinted

Used on machine type: A

REF 164TA4834



Used on: CATERPILLAR 324D

A 324D



Window, cabin LH door upper
Rear; sliding; flat; green tinted

Used on machine type: A

REF 164TA4835



Window, cabin LH door upper
Rear; sliding; flat; green tinted

Used on machine type: A

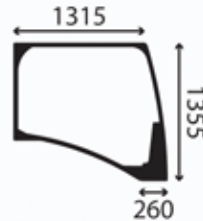
REF 164TA4836



Window, cabin side
LH; flat; green tinted

Used on machine type: A

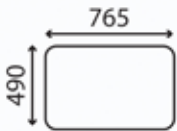
REF 164TA4839



Window, cabin side
RH; flat; green tinted

Used on machine type: A

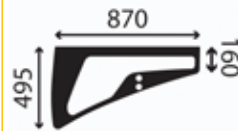
REF 164TA4841



Window, cabin rear
Flat; green tinted

Used on machine type: A

REF 164TA4842



Window, cabin LH door lower

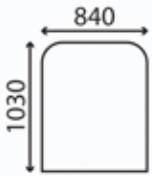
Used on machine type: A

REF 164TA6458



Used on: CATERPILLAR 325D L/MH

- A 325D L
- B 325D MH



Window, cabin front
Flat; green tinted

Used on machine type: A, B

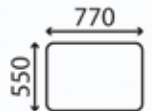
REF 164TA4807



Window, cabin LH door lower

Used on machine type: A, B

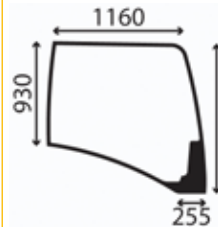
REF 164TA4811



Window, cabin rear
Flat; green tinted

Used on machine type: A, B

REF 164TA4814



Window, cabin side
RH; flat; green tinted

Used on machine type: A, B

REF 164TA4822



Window, cabin side
LH; flat; green tinted

Used on machine type: A, B

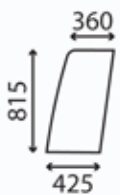
REF 164TA4823



Window, cabin LH door upper
LH; upper; sliding; flat; green tinted

Used on machine type: A, B

REF 165TA3363



Window, cabin LH door upper
LH; front; upper; flat; green tinted

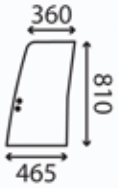
Used on machine type: A, B

REF 165TA3364



Used on: CATERPILLAR 326D2/D2 L - 329D2/D2 L

- A 326D2
- B 326D2 L
- C 329D2
- D 329D2 L



Window, cabin LH door upper
Front; sliding; flat; green tinted

Used on machine type: A, B, C, D

REF 164TA4809



Window, cabin LH door upper
Rear; sliding; flat; green tinted

Used on machine type: A, B, C, D

REF 164TA4810



Window, cabin LH door lower

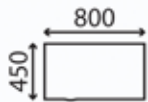
Used on machine type: A, B, C, D

REF 164TA4811



Used on: CATERPILLAR 329E LN

A 329E LN



Window, cabin front lower
Flat; green tinted

Used on machine type: A
REF 164TA4832



Window, cabin LH door upper
Front; sliding; flat; green tinted

Used on machine type: A
REF 164TA4833



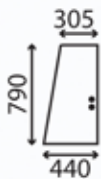
Window, cabin LH door upper
Front; sliding; flat; green tinted

Used on machine type: A
REF 164TA4834



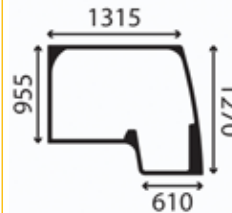
Window, cabin LH door upper
Rear; sliding; flat; green tinted

Used on machine type: A
REF 164TA4835



Window, cabin LH door upper
Rear; sliding; flat; green tinted

Used on machine type: A
REF 164TA4836



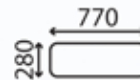
Window, cabin side
RH; flat; green tinted

Used on machine type: A
REF 164TA4838



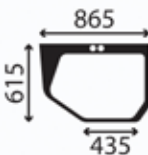
Window, cabin side
LH; flat; green tinted

Used on machine type: A
REF 164TA4839



Window, cabin rear
Flat; green tinted

Used on machine type: A
REF 164TA4840



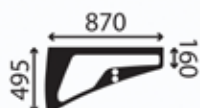
Window, cabin LH door lower
Flat; green tinted

Used on machine type: A
REF 165TA3376



Used on: CATERPILLAR 330C L

A 330C L



Window, cabin LH door lower

Used on machine type: A

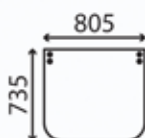
REF 164TA4811



Window, cabin side
LH; flat; green tinted

Used on machine type: A

REF 164TA4823



Window, cabin front lower
Curved; green tinted

Used on machine type: A

REF 164TA4826



Window, cabin LH door upper
Front; flat; green tinted

Used on machine type: A

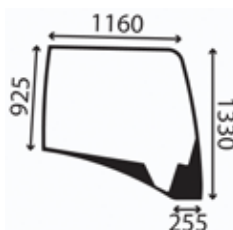
REF 164TA4827



Window, cabin LH door upper
Rear; sliding; flat; green tinted

Used on machine type: A

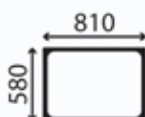
REF 164TA4828



Window, cabin side
RH; flat; green tinted

Used on machine type: A

REF 164TA4829



Window, cabin rear
Flat; green tinted

Used on machine type: A

REF 164TA4830



Window, cabin LH door upper
Front; sliding; flat; green tinted

Used on machine type: A

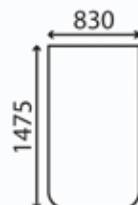
REF 164TA4843



Window, cabin LH door upper
Rear; sliding; flat; green tinted

Used on machine type: A

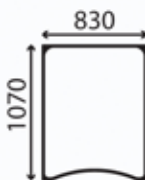
REF 164TA4844



Window, cabin front
Curved; green tinted

Used on machine type: A

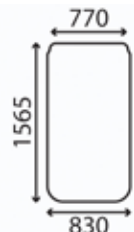
REF 164TA4845



Window, cabin front upper
Opening; flat; green tinted

Used on machine type: A

REF 164TA4846



Window, cabin front
Curved; green tinted

Used on machine type: A

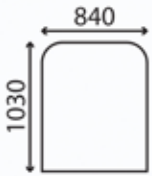
REF 164TA4848



Used on: CATERPILLAR 330C MH

A 330C MH

Used on: CATERPILLAR



Window, cabin front
Flat; green tinted

Used on machine type: A

REF 164TA4807



Window, cabin LH door upper
LH; upper; sliding; flat; green tinted

Used on machine type: A

REF 165TA3363



Window, cabin LH door upper
LH; front; upper; flat; green tinted

Used on machine type: A

REF 165TA3364



Used on: CATERPILLAR 330C/C LN

- A 330C
- B 330C LN

Window, cabin LH door lower
Used on machine type: A, B
REF 164TA4811

Window, cabin side
LH; flat; green tinted
Used on machine type: A, B
REF 164TA4823

Window, cabin front lower
Curved; green tinted
Used on machine type: A, B
REF 164TA4826

Window, cabin LH door upper
Front; flat; green tinted
Used on machine type: A, B
REF 164TA4827

Window, cabin LH door upper
Rear; sliding; flat; green tinted
Used on machine type: A, B
REF 164TA4828

Window, cabin side
RH; flat; green tinted
Used on machine type: A, B
REF 164TA4829

Window, cabin rear
Flat; green tinted
Used on machine type: A, B
REF 164TA4830

Window, cabin LH door upper
Front; sliding; flat; green tinted
Used on machine type: A, B
REF 164TA4843

Window, cabin LH door upper
Rear; sliding; flat; green tinted
Used on machine type: A, B
REF 164TA4844

Window, cabin front
Curved; green tinted
Used on machine type: A, B
REF 164TA4845

Window, cabin front
Curved; green tinted
Used on machine type: A, B
REF 164TA4848



Used on: CATERPILLAR 330D L/LN

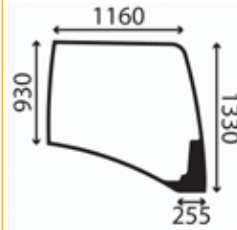
- A 330D L
- B 330D LN



Window, cabin LH door lower

Used on machine type: A, B

REF 164TA4811



Window, cabin side

RH; flat; green tinted

Used on machine type: A, B

REF 164TA4822



Window, cabin side

LH; flat; green tinted

Used on machine type: A, B

REF 164TA4823



Window, cabin LH door upper

Front; flat; green tinted

Used on machine type: A, B

REF 164TA4827

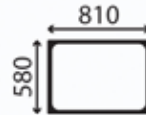


Window, cabin LH door upper

Rear; sliding; flat; green tinted

Used on machine type: A, B

REF 164TA4828

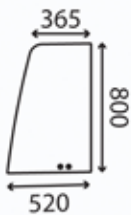


Window, cabin rear

Flat; green tinted

Used on machine type: A, B

REF 164TA4830



Window, cabin LH door upper

Front; sliding; flat; green tinted

Used on machine type: A, B

REF 164TA4843

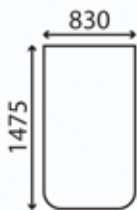


Window, cabin LH door upper

Rear; sliding; flat; green tinted

Used on machine type: A, B

REF 164TA4844

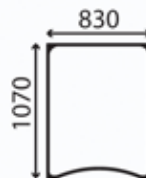


Window, cabin front

Curved; green tinted

Used on machine type: A, B

REF 164TA4845



Window, cabin front upper

Opening; flat; green tinted

Used on machine type: A, B

REF 164TA4846



Used on: CATERPILLAR 336D LN

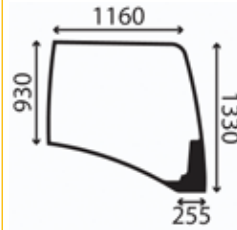
A 336D LN



Window, cabin LH door lower

Used on machine type: A

REF 164TA4811



Window, cabin side

RH; flat; green tinted

Used on machine type: A

REF 164TA4822

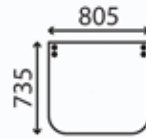


Window, cabin side

LH; flat; green tinted

Used on machine type: A

REF 164TA4823

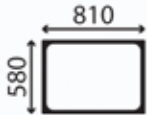


Window, cabin front lower

Curved; green tinted

Used on machine type: A

REF 164TA4826

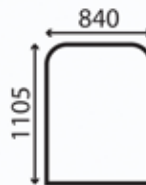


Window, cabin rear

Flat; green tinted

Used on machine type: A

REF 164TA4830

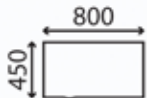


Window, cabin front

Flat; green tinted

Used on machine type: A

REF 164TA4831



Window, cabin front lower

Flat; green tinted

Used on machine type: A

REF 164TA4832

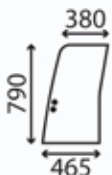


Window, cabin LH door upper

Front; sliding; flat; green tinted

Used on machine type: A

REF 164TA4833

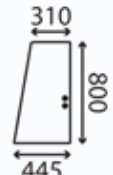


Window, cabin LH door upper

Front; sliding; flat; green tinted

Used on machine type: A

REF 164TA4834

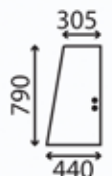


Window, cabin LH door upper

Rear; sliding; flat; green tinted

Used on machine type: A

REF 164TA4835



Window, cabin LH door upper

Rear; sliding; flat; green tinted

Used on machine type: A

REF 164TA4836



Window, cabin side

LH; flat; green tinted

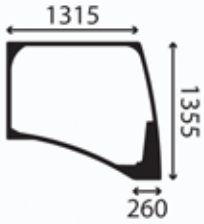
Used on machine type: A

REF 164TA4839



Used on: CATERPILLAR 336D LN

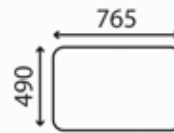
A 336D LN



Window, cabin side
RH; flat; green tinted

Used on machine type: A

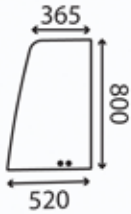
REF 164TA4841



Window, cabin rear
Flat; green tinted

Used on machine type: A

REF 164TA4842



Window, cabin LH door upper
Front; sliding; flat; green tinted

Used on machine type: A

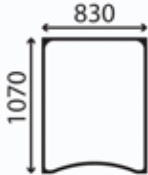
REF 164TA4843



Window, cabin LH door upper
Rear; sliding; flat; green tinted

Used on machine type: A

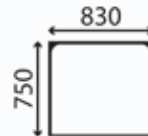
REF 164TA4844



Window, cabin front upper
Opening; flat; green tinted

Used on machine type: A

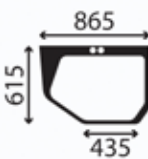
REF 164TA4846



Window, cabin front upper
Opening; curved; clear

Used on machine type: A

REF 164TA6459



Window, cabin LH door lower
Flat; green tinted

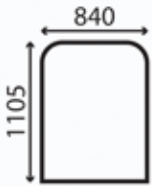
Used on machine type: A

REF 165TA3376



Used on: CATERPILLAR 336D2

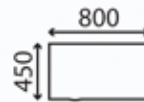
A 336D2



Window, cabin front
Flat; green tinted

Used on machine type: A

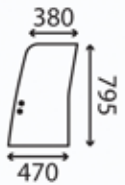
REF 164TA4831



Window, cabin front lower
Flat; green tinted

Used on machine type: A

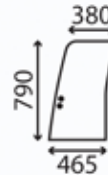
REF 164TA4832



Window, cabin LH door upper
Front; sliding; flat; green tinted

Used on machine type: A

REF 164TA4833



Window, cabin LH door upper
Front; sliding; flat; green tinted

Used on machine type: A

REF 164TA4834



Window, cabin LH door upper
Rear; sliding; flat; green tinted

Used on machine type: A

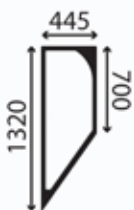
REF 164TA4835



Window, cabin LH door upper
Rear; sliding; flat; green tinted

Used on machine type: A

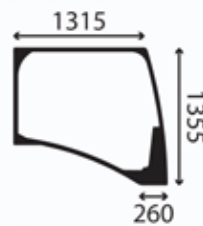
REF 164TA4836



Window, cabin side
LH; flat; green tinted

Used on machine type: A

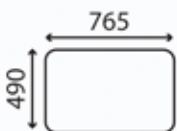
REF 164TA4839



Window, cabin side
RH; flat; green tinted

Used on machine type: A

REF 164TA4841



Window, cabin rear
Flat; green tinted

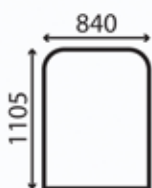
Used on machine type: A

REF 164TA4842



Used on: CATERPILLAR 336D2 L

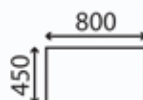
A 336D2 L



Window, cabin front
Flat; green tinted

Used on machine type: A

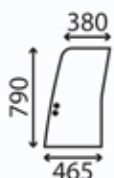
REF 164TA4831



Window, cabin front lower
Flat; green tinted

Used on machine type: A

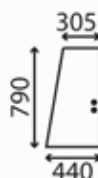
REF 164TA4832



Window, cabin LH door upper
Front; sliding; flat; green tinted

Used on machine type: A

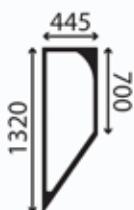
REF 164TA4834



Window, cabin LH door upper
Rear; sliding; flat; green tinted

Used on machine type: A

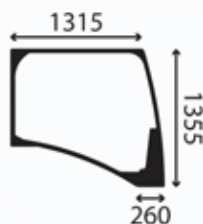
REF 164TA4836



Window, cabin side
LH; flat; green tinted

Used on machine type: A

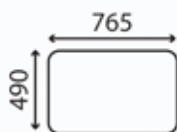
REF 164TA4839



Window, cabin side
RH; flat; green tinted

Used on machine type: A

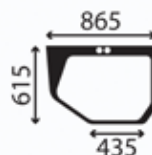
REF 164TA4841



Window, cabin rear
Flat; green tinted

Used on machine type: A

REF 164TA4842



Window, cabin LH door lower
Flat; green tinted

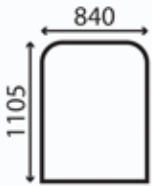
Used on machine type: A

REF 165TA3376



Used on: CATERPILLAR 336E H/HL

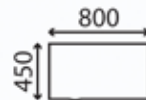
- A 336E H
- B 336E HL



Window, cabin front
Flat; green tinted

Used on machine type: A, B

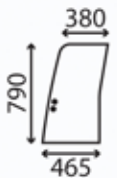
REF 164TA4831



Window, cabin front lower
Flat; green tinted

Used on machine type: A, B

REF 164TA4832



Window, cabin LH door upper
Front; sliding; flat; green tinted

Used on machine type: A, B

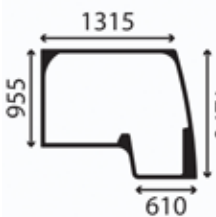
REF 164TA4834



Window, cabin LH door upper
Rear; sliding; flat; green tinted

Used on machine type: A, B

REF 164TA4836



Window, cabin side
RH; flat; green tinted

Used on machine type: A, B

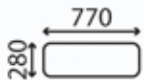
REF 164TA4838



Window, cabin side
LH; flat; green tinted

Used on machine type: A, B

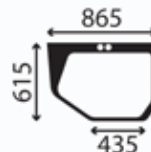
REF 164TA4839



Window, cabin rear
Flat; green tinted

Used on machine type: A, B

REF 164TA4840



Window, cabin LH door lower
Flat; green tinted

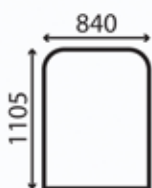
Used on machine type: A, B

REF 165TA3376



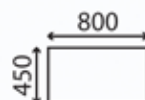
Used on: CATERPILLAR 336E L

A 336E L



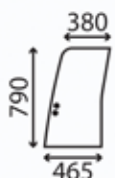
Window, cabin front
Flat; green tinted

Used on machine type: A
REF 164TA4831



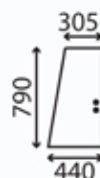
Window, cabin front lower
Flat; green tinted

Used on machine type: A
REF 164TA4832



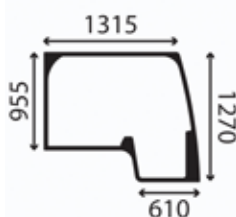
Window, cabin LH door upper
Front; sliding; flat; green tinted

Used on machine type: A
REF 164TA4834



Window, cabin LH door upper
Rear; sliding; flat; green tinted

Used on machine type: A
REF 164TA4836



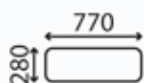
Window, cabin side
RH; flat; green tinted

Used on machine type: A
REF 164TA4838



Window, cabin side
LH; flat; green tinted

Used on machine type: A
REF 164TA4839



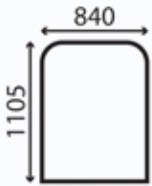
Window, cabin rear
Flat; green tinted

Used on machine type: A
REF 164TA4840



Used on: CATERPILLAR 336E LN

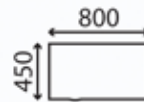
A 336E LN



Window, cabin front
Flat; green tinted

Used on machine type: A

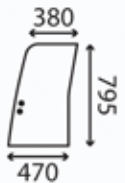
REF 164TA4831



Window, cabin front lower
Flat; green tinted

Used on machine type: A

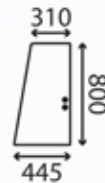
REF 164TA4832



Window, cabin LH door upper
Front; sliding; flat; green tinted

Used on machine type: A

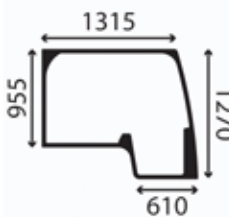
REF 164TA4833



Window, cabin LH door upper
Rear; sliding; flat; green tinted

Used on machine type: A

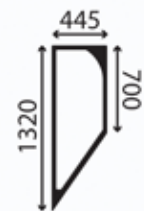
REF 164TA4835



Window, cabin side
RH; flat; green tinted

Used on machine type: A

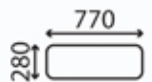
REF 164TA4838



Window, cabin side
LH; flat; green tinted

Used on machine type: A

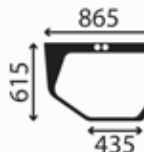
REF 164TA4839



Window, cabin rear
Flat; green tinted

Used on machine type: A

REF 164TA4840



Window, cabin LH door lower
Flat; green tinted

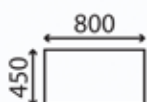
Used on machine type: A

REF 165TA3376



Used on: CATERPILLAR 336F L

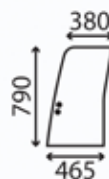
A 336F L



Window, cabin front lower
Flat; green tinted

Used on machine type: A

REF 164TA4832



Window, cabin LH door upper
Front; sliding; flat; green tinted

Used on machine type: A

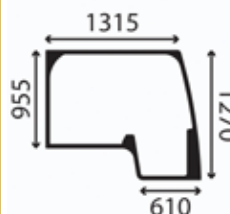
REF 164TA4834



Window, cabin LH door upper
Rear; sliding; flat; green tinted

Used on machine type: A

REF 164TA4836



Window, cabin side
RH; flat; green tinted

Used on machine type: A

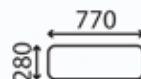
REF 164TA4838



Window, cabin side
LH; flat; green tinted

Used on machine type: A

REF 164TA4839



Window, cabin rear
Flat; green tinted

Used on machine type: A

REF 164TA4840

Used on: CATERPILLAR 416 - 416B - 426B - 428 - 428B/SERIE 2 - 436B - 438 - 438B - 446B

- A 416
- B 416B
- C 426B
- D 428
- E 428B
- F 428 SERIE 2
- G 436B
- H 438
- I 438B
- J 446B



Window, cabin side
Corner; flat; clear

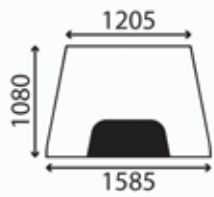
Used on machine type: A, B, C, D, E, F, G, H, I, J

REF 164TA4849



Used on: CATERPILLAR 416C - 426C

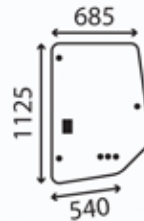
A 416C
B 426C



Window, cabin front
Flat; clear

Used on machine type: A, B

REF 164TA4850

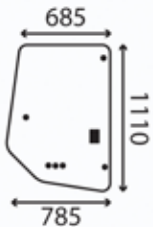


Window, cabin RH door upper

RH; upper; opening; flat; green tinted

Used on machine type: A, B

REF 164TA4851

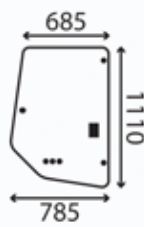


Window, cabin LH door upper

Opening; flat; green tinted

Used on machine type: A, B

REF 164TA4852



Window, cabin LH door upper

Opening; flat; clear

Used on machine type: A, B

REF 164TA4853




Window, cabin RH door lower

Flat; clear

Used on machine type: A, B

REF 164TA4854



Window, cabin side

RH; opening; flat; green tinted

Used on machine type: A, B

REF 164TA4855



Window, cabin side

LH; opening; flat; green tinted

Used on machine type: A, B

REF 164TA4856



Window, cabin side

RH; corner; flat; green tinted

Used on machine type: A, B

REF 164TA4857



Window, cabin side

LH; corner; flat; green tinted

Used on machine type: A, B

REF 164TA4858



Used on: CATERPILLAR 416D - 420D - 430D - 446D

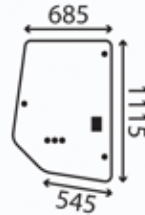
- A 416D
- B 420D
- C 430D
- D 446D



Window, cabin RH door lower
Flat; clear

Used on machine type: A, B, C, D

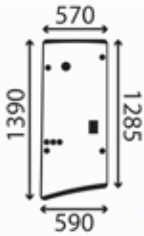
REF 164TA4854



Window, cabin LH door upper
Opening; flat; green tinted

Used on machine type: A, B, C, D

REF 164TA4859



Window, cabin side
RH; opening; flat; green tinted

Used on machine type: A, B, C, D

REF 164TA4860



Window, cabin side
LH; opening; flat; green tinted

Used on machine type: A, B, C, D

REF 164TA4861



Window, cabin side
RH; corner; flat; green tinted

Used on machine type: A, B, C, D

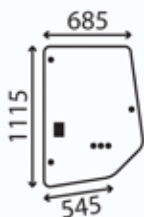
REF 164TA4862



Window, cabin side
LH; corner; flat; green tinted

Used on machine type: A, B, C, D

REF 164TA4863



Window, cabin RH door upper
RH; upper; opening; flat; green tinted

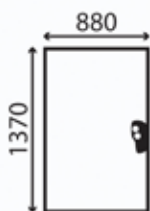
Used on machine type: A, B, C, D

REF 165TA3342



Used on: CATERPILLAR 422E/F - 428E/F - 432F - 434F - 442E - 444E/F

- A 422E
- B 422F
- C 428E
- D 428F
- E 432F
- F 434F
- G 442E
- H 444E
- I 444F



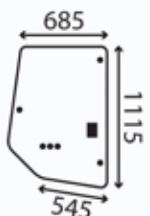
Window, cabin rear
Flat; green tinted

Used on machine type: A, B, C, D, E, F, G, H, I

REF 164TA4864

Used on: CATERPILLAR 424D

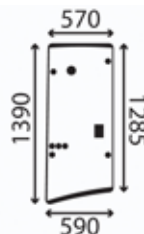
- A 424D



Window, cabin LH door upper
Opening; flat; green tinted

Used on machine type: A

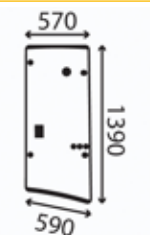
REF 164TA4859



Window, cabin side
RH; opening; flat; green tinted

Used on machine type: A

REF 164TA4860



Window, cabin side
LH; opening; flat; green tinted

Used on machine type: A

REF 164TA4861



Window, cabin side
RH; corner; flat; green tinted

Used on machine type: A

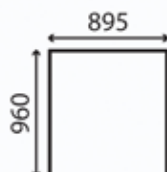
REF 164TA4862



Window, cabin side
LH; corner; flat; green tinted

Used on machine type: A

REF 164TA4863



Window, cabin rear
Upper; flat; green tinted

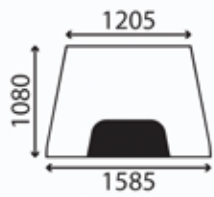
Used on machine type: A

REF 165TA3343



Used on: CATERPILLAR 428C - 438C

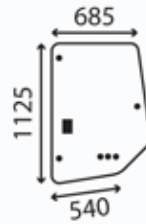
- A 428C
- B 438C



Window, cabin front
Flat; clear

Used on machine type: A, B

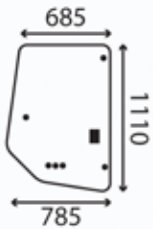
REF 164TA4850



Window, cabin RH door upper
RH; upper; opening; flat; green tinted

Used on machine type: A, B

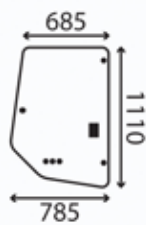
REF 164TA4851



Window, cabin LH door upper
Opening; flat; green tinted

Used on machine type: A, B

REF 164TA4852



Window, cabin LH door upper
Opening; flat; clear

Used on machine type: A, B


REF 164TA4853



Window, cabin RH door lower
Flat; clear

Used on machine type: A, B

REF 164TA4854



Window, cabin side
RH; opening; flat; green tinted

Used on machine type: A, B

REF 164TA4855



Window, cabin side
LH; opening; flat; green tinted

Used on machine type: A, B

REF 164TA4856



Window, cabin side
RH; corner; flat; green tinted

Used on machine type: A, B

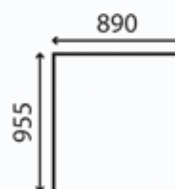
REF 164TA4857



Window, cabin side
LH; corner; flat; green tinted

Used on machine type: A, B

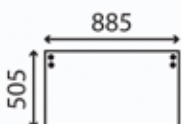
REF 164TA4858



Window, cabin rear
Upper; flat; clear

Used on machine type: A, B

REF 164TA4865



Window, cabin rear
Lower; flat; clear


Used on machine type: A, B

REF 165TA3481



Used on: CATERPILLAR 428D - 432D - 438D - 442D

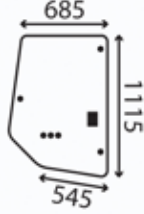
- A 428D
- B 432D
- C 438D
- D 442D



Window, cabin RH door lower
Flat; clear

Used on machine type: A, B, C, D

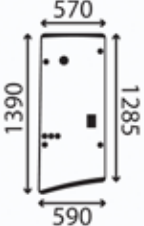
REF 164TA4854



Window, cabin LH door upper
Opening; flat; green tinted

Used on machine type: A, B, C, D

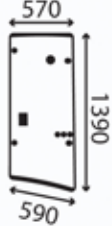
REF 164TA4859



Window, cabin side
RH; opening; flat; green tinted

Used on machine type: A, B, C, D


REF 164TA4860



Window, cabin side
LH; opening; flat; green tinted

Used on machine type: A, B, C, D


REF 164TA4861



Window, cabin side
RH; corner; flat; green tinted

Used on machine type: A, B, C, D

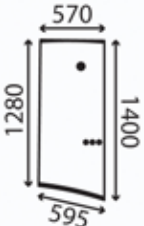
REF 164TA4862



Window, cabin side
LH; corner; flat; green tinted

Used on machine type: A, B, C, D

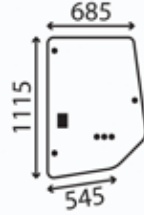
REF 164TA4863



Window, cabin side
LH; flat; green tinted

Used on machine type: A, B, C, D

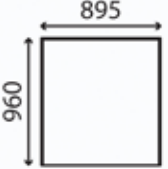
REF 164TA4866



Window, cabin RH door upper
RH; upper; opening; flat; green tinted

Used on machine type: A, B, C, D

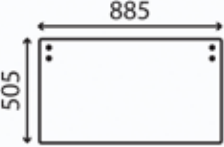
REF 165TA3342



Window, cabin rear
Upper; flat; green tinted

Used on machine type: A, B, C, D

REF 165TA3343



Window, cabin rear
Lower; sliding; flat; green tinted

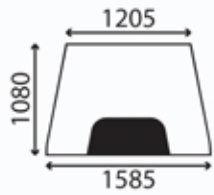
Used on machine type: A, B, C, D

REF 165TA3344



Used on: CATERPILLAR 436C

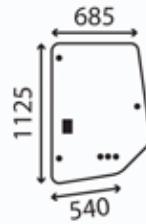
A 436C



Window, cabin front
Flat; clear

Used on machine type: A

REF 164TA4850



Window, cabin RH door upper
RH; upper; opening; flat; green tinted

Used on machine type: A

REF 164TA4851



Window, cabin LH door upper
Opening; flat; green tinted

Used on machine type: A

REF 164TA4852



Window, cabin RH door lower
Flat; clear

Used on machine type: A

REF 164TA4854



Window, cabin side
RH; opening; flat; green tinted

Used on machine type: A

REF 164TA4855



Window, cabin side
LH; opening; flat; green tinted

Used on machine type: A

REF 164TA4856



Window, cabin side
RH; corner; flat; green tinted

Used on machine type: A

REF 164TA4857



Window, cabin side
LH; corner; flat; green tinted

Used on machine type: A

REF 164TA4858



Used on: CATERPILLAR 902 - 906 COMPACT - 908 COMPACT

- A 902
- B 906 COMPACT
- C 908 COMPACT

Window, cabin front
Flat; clear

Used on machine type: A, B, C

REF 164TA4867

Window, cabin front
RH; flat; clear

Used on machine type: A, B, C

REF 164TA4868

Window, cabin front
LH; flat; clear

Used on machine type: A, B, C

REF 164TA4869

Window, cabin RH door upper
Flat; clear

Used on machine type: A, B, C

REF 164TA4870

Window, cabin LH door upper
Flat; clear

Used on machine type: A, B, C

REF 164TA4871

Window, cabin RH door lower
Flat; clear

Used on machine type: A, B, C

REF 164TA4872

Window, cabin LH door lower
Flat; clear

Used on machine type: A, B, C

REF 164TA4873

Window, cabin side
RH; flat; clear

Used on machine type: A, B, C

REF 164TA4874

Window, cabin side
LH; flat; clear

Used on machine type: A, B, C

REF 164TA4875

Window, cabin rear
Flat; clear

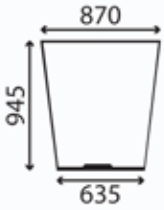
Used on machine type: A, B, C

REF 164TA4876



Used on: CATERPILLAR 904B

A 904B



Window, cabin front
Curved; green tinted

Used on machine type: A

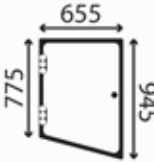
REF 164TA4877



Window, cabin front
RH; curved; green tinted

Used on machine type: A

REF 164TA4878



Window, cabin RH door upper

Used on machine type: A

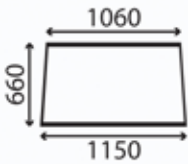
REF 164TA4879



Window, cabin LH door lower

Used on machine type: A

REF 164TA4880



Window, cabin rear
Flat; green tinted

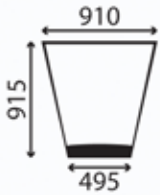
Used on machine type: A

REF 164TA4881



Used on: CATERPILLAR 906H COMPACT/2

- A 906H COMPACT
- B 906H 2



Window, cabin front
Flat; clear

Used on machine type: A, B

REF 164TA4882



Window, cabin front lower
RH; flat; green tinted

Used on machine type: A, B

REF 164TA4883



Window, cabin front lower
LH; flat; green tinted

Used on machine type: A, B

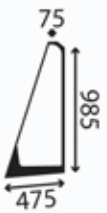
REF 164TA4884



Window, cabin front
RH; flat; green tinted

Used on machine type: A, B

REF 164TA4885



Window, cabin front
LH; flat; green tinted

Used on machine type: A, B

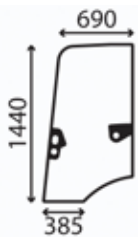
REF 164TA4886



Window, cabin RH door
Curved; green tinted

Used on machine type: A, B

REF 164TA4887



Window, cabin LH door
Flat; clear

Used on machine type: A, B

REF 164TA4888



Window, cabin side
RH; flat; green tinted

Used on machine type: A, B

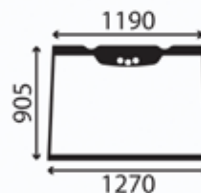
REF 164TA4889



Window, cabin side
LH; flat; green tinted

Used on machine type: A, B

REF 164TA4890



Window, cabin rear
Heated; curved; green tinted


Used on machine type: A, B

REF 164TA4891



Used on: CATERPILLAR 907H/H 2 - 908H 2 COMPACT

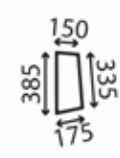
- A 907H
- B 907H 2
- C 908H 2 COMPACT



Window, cabin front
Flat; clear

Used on machine type: A, B, C

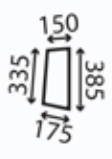
REF 164TA4882



Window, cabin front lower
RH; flat; green tinted

Used on machine type: A, B, C


REF 164TA4883



Window, cabin front lower
LH; flat; green tinted

Used on machine type: A, B, C

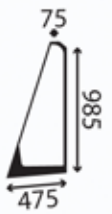
REF 164TA4884



Window, cabin front
RH; flat; green tinted

Used on machine type: A, B, C


REF 164TA4885



Window, cabin front
LH; flat; green tinted

Used on machine type: A, B, C


REF 164TA4886



Window, cabin RH door
Curved; green tinted

Used on machine type: A, B, C


REF 164TA4887



Window, cabin side
RH; flat; green tinted

Used on machine type: A, B, C

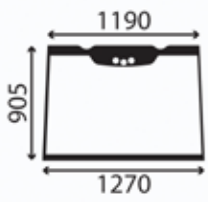
REF 164TA4889



Window, cabin side
LH; flat; green tinted

Used on machine type: A, B, C

REF 164TA4890



Window, cabin rear
Heated; curved; green tinted

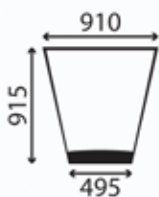
Used on machine type: A, B, C

REF 164TA4891



Used on: CATERPILLAR 908H COMPACT

A 908H COMPACT



Window, cabin front
Flat; clear

Used on machine type: A

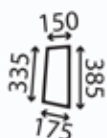
REF 164TA4882



Window, cabin front lower
RH; flat; green tinted

Used on machine type: A

REF 164TA4883



Window, cabin front lower
LH; flat; green tinted

Used on machine type: A

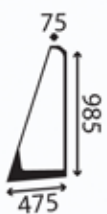
REF 164TA4884



Window, cabin front
RH; flat; green tinted

Used on machine type: A

REF 164TA4885



Window, cabin front
LH; flat; green tinted

Used on machine type: A

REF 164TA4886



Window, cabin RH door
Curved; green tinted

Used on machine type: A

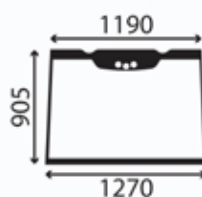
REF 164TA4887



Window, cabin side
LH; flat; green tinted

Used on machine type: A

REF 164TA4890



Window, cabin rear
Heated; curved; green tinted

Used on machine type: A

REF 164TA4891



Used on: CATERPILLAR 910E/F COMPACT

- A 910E COMPACT
- B 910F COMPACT



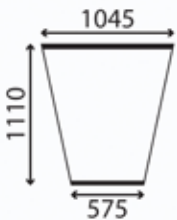
Window, cabin LH door lower
Flat; clear

Used on machine type: A, B

REF 164TA4873

Used on: CATERPILLAR 910G COMPACT

- A 910G COMPACT



Window, cabin front
Flat; green tinted

Used on machine type: A

REF 164TA4892



Window, cabin front
RH; flat; green tinted

Used on machine type: A

REF 164TA4893



Window, cabin front
LH; flat; green tinted

Used on machine type: A

REF 164TA4894



Window, cabin side
RH; flat; green tinted

Used on machine type: A

REF 164TA4895



Window, cabin side
LH; flat; green tinted

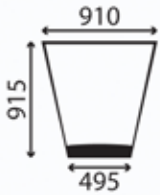
Used on machine type: A

REF 164TA4896



Used on: CATERPILLAR 910K COMPACT - 914K COMPACT

- A 910K COMPACT
- B 914K COMPACT



Window, cabin front
Flat; clear

Used on machine type: A, B

REF 164TA4882



Window, cabin front lower
RH; flat; green tinted

Used on machine type: A, B

REF 164TA4883



Window, cabin front lower
LH; flat; green tinted

Used on machine type: A, B

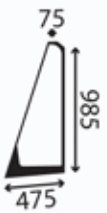
REF 164TA4884



Window, cabin front
RH; flat; green tinted

Used on machine type: A, B

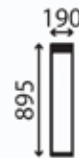
REF 164TA4885



Window, cabin front
LH; flat; green tinted

Used on machine type: A, B

REF 164TA4886



Window, cabin side
RH; flat; green tinted

Used on machine type: A, B

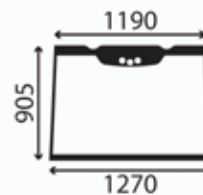
REF 164TA4889



Window, cabin side
LH; flat; green tinted

Used on machine type: A, B

REF 164TA4890



Window, cabin rear
Heated; curved; green tinted

Used on machine type: A, B

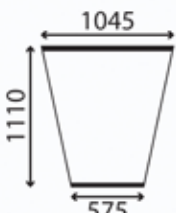
REF 164TA4891



Used on: CATERPILLAR 914G 2 COMPACT - 924G - 928HZ - 930G - 938G 2

- A 914G 2 COMPACT
- B 924G
- C 928HZ
- D 930G
- E 938G 2


Used on: CATERPILLAR



Window, cabin front
Flat; green tinted

Used on machine type: A, B, C, D, E


REF 164TA4892



Window, cabin front
RH; flat; green tinted

Used on machine type: A, B, C, D, E


REF 164TA4893



Window, cabin front
LH; flat; green tinted

Used on machine type: A, B, C, D, E


REF 164TA4894



Window, cabin side
RH; flat; green tinted

Used on machine type: A, B, C, D, E

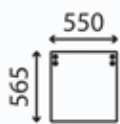
REF 164TA4895



Window, cabin side
LH; flat; green tinted

Used on machine type: A, B, C, D, E

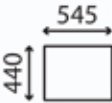
REF 164TA4896



Window, cabin LH door upper
Upper part; sliding; flat; green tinted

Used on machine type: A, B, C, D, E

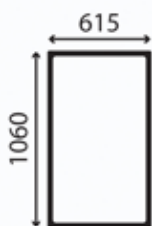
REF 164TA4897



Window, cabin LH door upper
Lower part; flat; green tinted

Used on machine type: A, B, C, D, E

REF 164TA4898



Window, cabin door upper
Green tinted

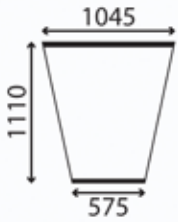
Used on machine type: A, B, C, D, E

REF 165TA3341



Used on: CATERPILLAR 914G COMPACT - 928G - 938G

- A 914G COMPACT
- B 928G
- C 938G



Window, cabin front
Flat; green tinted

Used on machine type: A, B, C

REF 164TA4892



Window, cabin front
RH; flat; green tinted

Used on machine type: A, B, C

REF 164TA4893



Window, cabin front
LH; flat; green tinted

Used on machine type: A, B, C

REF 164TA4894



Window, cabin side
RH; flat; green tinted

Used on machine type: A, B, C

REF 164TA4895



Window, cabin side
LH; flat; green tinted

Used on machine type: A, B, C

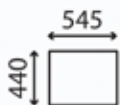
REF 164TA4896



Window, cabin LH door upper
Upper part; sliding; flat; green tinted

Used on machine type: A, B, C

REF 164TA4897



Window, cabin LH door upper
Lower part; flat; green tinted

Used on machine type: A, B, C

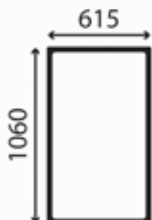
REF 164TA4898



Window, cabin door
Flat; green tinted

Used on machine type: A, B, C

REF 164TA4899



Window, cabin door upper
Green tinted

Used on machine type: A, B, C

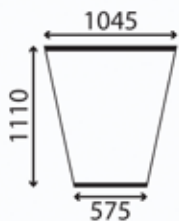
REF 165TA3341



Used on: CATERPILLAR 924GZ/HZ

A 924GZ
B 924HZ

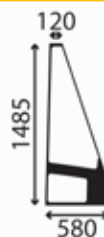
Used on: CATERPILLAR



Window, cabin front
Flat; green tinted

Used on machine type: A, B

REF 164TA4892



Window, cabin front
RH; flat; green tinted

Used on machine type: A, B

REF 164TA4893



Window, cabin front
LH; flat; green tinted

Used on machine type: A, B

REF 164TA4894



Window, cabin side
RH; flat; green tinted

Used on machine type: A, B

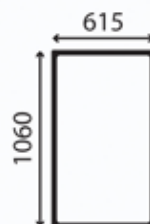
REF 164TA4895



Window, cabin side
LH; flat; green tinted

Used on machine type: A, B

REF 164TA4896



Window, cabin door upper
Green tinted

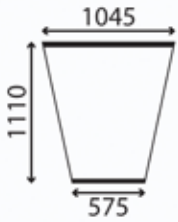
Used on machine type: A, B

REF 165TA3341



Used on: CATERPILLAR 924H - 928H - 930H - 938H

- A 924H
- B 928H
- C 930H
- D 938H



Window, cabin front
Flat; green tinted

Used on machine type: A, B, C, D

REF 164TA4892



Window, cabin front
RH; flat; green tinted

Used on machine type: A, B, C, D

REF 164TA4893



Window, cabin front
LH; flat; green tinted

Used on machine type: A, B, C, D

REF 164TA4894



Window, cabin side
RH; flat; green tinted

Used on machine type: A, B, C, D

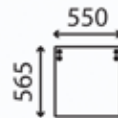
REF 164TA4895



Window, cabin side
LH; flat; green tinted

Used on machine type: A, B, C, D

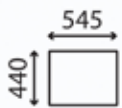
REF 164TA4896



Window, cabin LH door upper
Upper part; sliding; flat; green tinted

Used on machine type: A, B, C, D

REF 164TA4897



Window, cabin LH door upper
Lower part; flat; green tinted

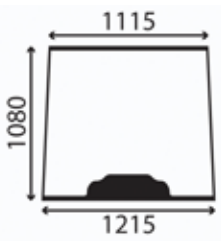
Used on machine type: A, B, C, D

REF 164TA4898



Used on: CATERPILLAR 950/962/972/980 G 2/H - 966H - 986H

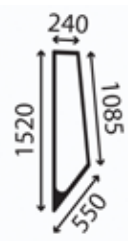
- A 950G 2
- B 950H
- C 962G 2
- D 962H
- E 966H
- F 972G 2
- G 972H
- H 980G 2
- I 980H
- J 986H



Window, cabin front
Flat; green tinted

Used on machine type: A, B, C, D, E, F, G, H, I, J

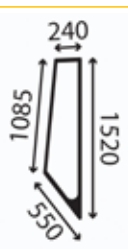
REF 164TA4901



Window, cabin front
RH; flat; green tinted

Used on machine type: A, B, C, D, E, F, G, H, I, J

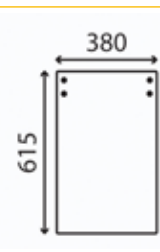
REF 164TA4902



Window, cabin front
LH; flat; green tinted

Used on machine type: A, B, C, D, E, F, G, H, I, J

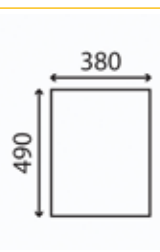
REF 164TA4903



Window, cabin door upper
Sliding; flat; green tinted

Used on machine type: A, B, C, D, E, F, G, H, I, J

REF 165TA3359



Window, cabin door lower
Flat; green tinted

Used on machine type: A, B, C, D, E, F, G, H, I, J

REF 165TA3360

Used on: CATERPILLAR 950G - 962G - 966G - 972G - 980G

- A 950G
- B 962G
- C 966G
- D 972G
- E 980G



Window, cabin RH door
Flat; green tinted

Used on machine type: A, B, C, D, E

REF 164TA4900



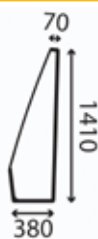
Used on: CATERPILLAR 950K

A 950K



Window, cabin front
RH; flat; green tinted

Used on machine type: A
REF 164TA4904



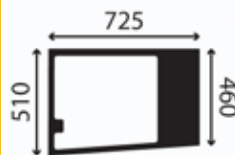
Window, cabin front
LH; flat; green tinted

Used on machine type: A
REF 164TA4905



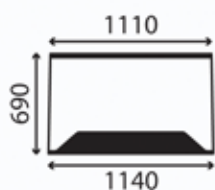
Window, cabin front
LH; flat; green tinted

Used on machine type: A
REF 164TA4906



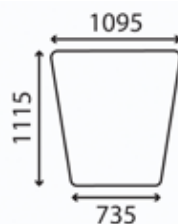
Window, cabin LH door lower

Used on machine type: A
REF 164TA4907



Window, cabin rear
Flat; green tinted

Used on machine type: A
REF 164TA4908



Window, cabin front
Flat; green tinted

Used on machine type: A
REF 165TA3382



Used on: CATERPILLAR 953/963/973 D TRACK

- A 953D TRACK
- B 963D TRACK
- C 973D TRACK



Window, cabin front
Flat; clear

Used on machine type: A, B, C

REF 164TA4910



Window, cabin LH door
LH; flat; green tinted

Used on machine type: A, B, C

REF 165TA3366



Window, cabin RH door
RH; flat; green tinted

Used on machine type: A, B, C

REF 165TA3367

Used on: CATERPILLAR 953/973 C TRACK

- A 953C TRACK
- B 973C TRACK



Window, cabin door
Flat; green tinted

Used on machine type: A, B

REF 164TA4909



Used on: CATERPILLAR 962K

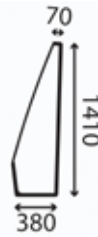
A 962K



Window, cabin front
RH; flat; green tinted

Used on machine type: A

REF 164TA4904



Window, cabin front
LH; flat; green tinted

Used on machine type: A

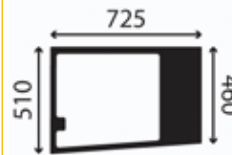
REF 164TA4905



Window, cabin front
LH; flat; green tinted

Used on machine type: A

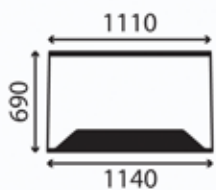
REF 164TA4906



Window, cabin LH door lower

Used on machine type: A

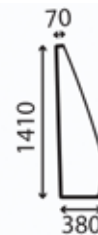
REF 164TA4907



Window, cabin rear
Flat; green tinted

Used on machine type: A

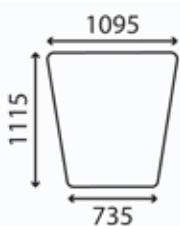
REF 164TA4908



Window, cabin front
RH; flat; green tinted

Used on machine type: A

REF 165TA3369



Window, cabin front
Flat; green tinted

Used on machine type: A

REF 165TA3382



Used on: CATERPILLAR 966M - 972M - 980M - 982M

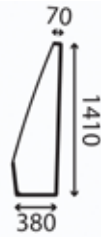
- A 966M
- B 972M
- C 980M
- D 982M



Window, cabin front
RH; flat; green tinted

Used on machine type: A, B, C, D

REF 164TA4904



Window, cabin front
LH; flat; green tinted

Used on machine type: A, B, C, D

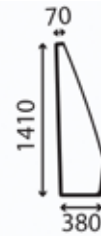
REF 164TA4905



Window, cabin front
LH; flat; green tinted

Used on machine type: A, B, C, D

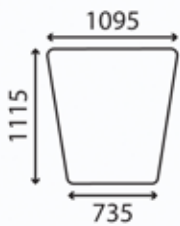
REF 164TA4906



Window, cabin front
RH; flat; green tinted

Used on machine type: A, B, C, D

REF 165TA3369



Window, cabin front
Flat; green tinted

Used on machine type: A, B, C, D

REF 165TA3382



Used on: CATERPILLAR 972K -980K/K HLG

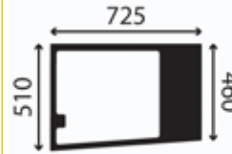
- A 972K
- B 980K
- C 980K HLG



Window, cabin front
LH; flat; green tinted

Used on machine type: A, B, C

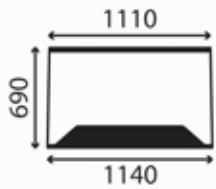
REF 164TA4905



Window, cabin LH door lower

Used on machine type: A, B, C

REF 164TA4907



Window, cabin rear
Flat; green tinted

Used on machine type: A, B, C

REF 164TA4908



Window, cabin front
RH; flat; green tinted

Used on machine type: A, B, C

REF 165TA3369

Used on: CATERPILLAR D6N - D6N LGP

- A D6N
- B D6N LGP



Window, cabin RH door
RH; flat; green tinted

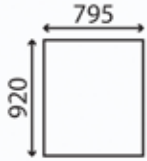
Used on machine type: A, B

REF 165TA3345

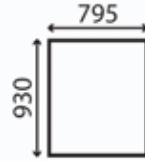


Used on: CATERPILLAR M312 - M320

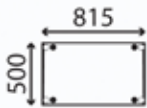
- A M312
- B M315
- C M318
- D M320



Window, cabin front upper
Opening; flat; green tinted; from S/N 6TL1-950
Used on machine type: A, B, C, D
REF 164TA4911



Window, cabin front upper
Opening; flat; green tinted; from S/N 6TL1-951
Used on machine type: A, B, C, D
REF 164TA4912



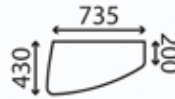
Window, cabin front lower
Curved; green tinted
Used on machine type: A, B, C, D
REF 164TA4913



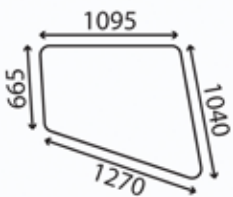
Window, cabin LH door upper
Front; flat; bronze tinted
Used on machine type: A, B, C, D
REF 164TA4914



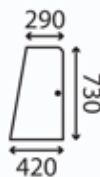
Window, cabin LH door lower
Used on machine type: A, B, C, D
REF 164TA4915



Window, cabin LH door lower
Used on machine type: A, B, C, D
REF 164TA4916



Window, cabin side
RH; flat; green tinted
Used on machine type: A, B, C, D
REF 164TA4917




Window, cabin LH door upper
LH; upper; sliding; flat; green tinted
Used on machine type: A, B, C, D
REF 165TA3352




Used on: CATERPILLAR M313C - M322C

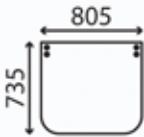
- A M313C
- B M315C
- C M316C
- D M318C
- E M318C MH
- F M322C




Window, cabin LH door lower
Used on machine type: A, B, C, D, E, F
REF 164TA4811




Window, cabin side
LH; flat; green tinted
Used on machine type: A, B, C, D, E, F
REF 164TA4823



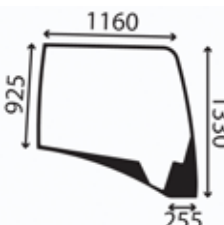
Window, cabin front lower
Curved; green tinted
Used on machine type: A, B, C, D, E, F
REF 164TA4826



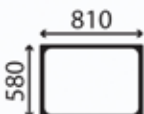
Window, cabin LH door upper
Front; flat; green tinted
Used on machine type: A, B, C, D, E, F
REF 164TA4827



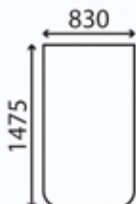
Window, cabin LH door upper
Rear; sliding; flat; green tinted
Used on machine type: A, B, C, D, E, F
REF 164TA4828



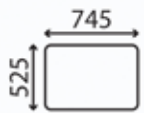
Window, cabin side
RH; flat; green tinted
Used on machine type: A, B, C, D, E, F
REF 164TA4829



Window, cabin rear
Flat; green tinted
Used on machine type: A, B, C, D, E, F
REF 164TA4830



Window, cabin front
Curved; green tinted
Used on machine type: A, B, C, D, E, F
REF 164TA4845



Window, cabin rear
Flat; green tinted; Lexan
Used on machine type: A, B, C, D, E, F
REF 164TA4918



Used on: CATERPILLAR M313D - M322D

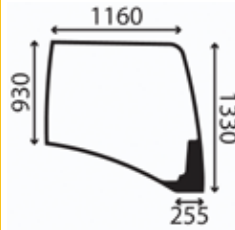
- A M313D
- B M315D
- C M316D
- D M322D



Window, cabin LH door lower

Used on machine type: A, B, C, D

REF 164TA4811



Window, cabin side

RH; flat; green tinted

Used on machine type: A, B, C, D

REF 164TA4822

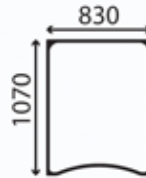


Window, cabin side

LH; flat; green tinted

Used on machine type: A, B, C, D

REF 164TA4823

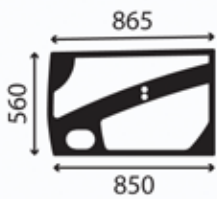


Window, cabin front upper

Opening; flat; green tinted

Used on machine type: A, B, C, D

REF 164TA4846



Window, cabin LH door lower

LH; lower; flat; green tinted


Used on machine type: A, B, C, D

REF 165TA3381

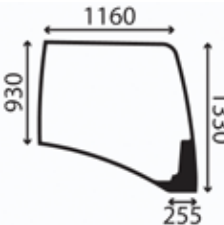


Used on: CATERPILLAR M318D/D MH


- A M318D
- B M318D MH



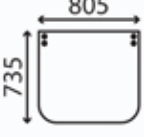
Window, cabin LH door lower
Used on machine type: A, B
REF 164TA4811



Window, cabin side
RH; flat; green tinted
Used on machine type: A, B
REF 164TA4822



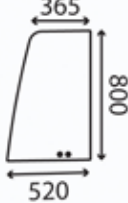
Window, cabin side
LH; flat; green tinted
Used on machine type: A, B
REF 164TA4823




Window, cabin front lower
Curved; green tinted
Used on machine type: A, B
REF 164TA4826



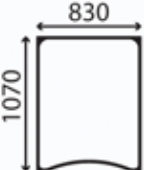
Window, cabin rear
Flat; green tinted
Used on machine type: A, B
REF 164TA4830



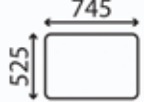
Window, cabin LH door upper
Front; sliding; flat; green tinted
Used on machine type: A, B
REF 164TA4843



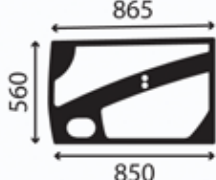
Window, cabin LH door upper
Rear; sliding; flat; green tinted
Used on machine type: A, B
REF 164TA4844



Window, cabin front upper
Opening; flat; green tinted
Used on machine type: A, B
REF 164TA4846



Window, cabin rear
Flat; green tinted; Lexan
Used on machine type: A, B
REF 164TA4918



Window, cabin LH door lower
LH; lower; flat; green tinted
Used on machine type: A, B
REF 165TA3381



Used on: CATERPILLAR M325C MH

A M325C MH



Window, cabin LH door lower

Used on machine type: A

REF 164TA4811

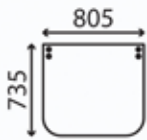


Window, cabin side

LH; flat; green tinted

Used on machine type: A

REF 164TA4823



Window, cabin front lower

Curved; green tinted

Used on machine type: A

REF 164TA4826



Window, cabin LH door upper

Front; flat; green tinted

Used on machine type: A

REF 164TA4827

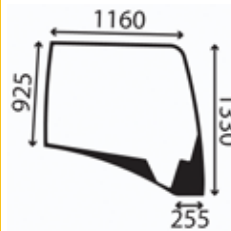


Window, cabin LH door upper

Rear; sliding; flat; green tinted

Used on machine type: A

REF 164TA4828

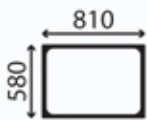


Window, cabin side

RH; flat; green tinted

Used on machine type: A

REF 164TA4829



Window, cabin rear

Flat; green tinted

Used on machine type: A

REF 164TA4830



Window, cabin LH door upper

Front; sliding; flat; green tinted

Used on machine type: A

REF 164TA4843

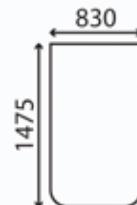


Window, cabin LH door upper

Rear; sliding; flat; green tinted

Used on machine type: A

REF 164TA4844

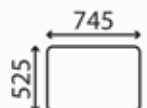


Window, cabin front

Curved; green tinted

Used on machine type: A

REF 164TA4845



Window, cabin rear

Flat; green tinted; Lexan

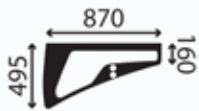
Used on machine type: A

REF 164TA4918



Used on: CATERPILLAR M325D L MH

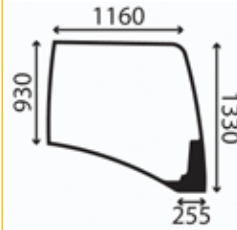
A M325D L MH



Window, cabin LH door lower

Used on machine type: A

REF 164TA4811



Window, cabin side

RH; flat; green tinted

Used on machine type: A

REF 164TA4822

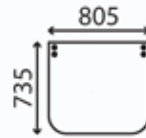


Window, cabin side

LH; flat; green tinted

Used on machine type: A

REF 164TA4823

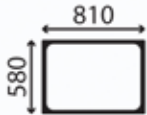


Window, cabin front lower

Curved; green tinted

Used on machine type: A

REF 164TA4826

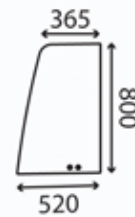


Window, cabin rear

Flat; green tinted

Used on machine type: A

REF 164TA4830



Window, cabin LH door upper

Front; sliding; flat; green tinted

Used on machine type: A

REF 164TA4843

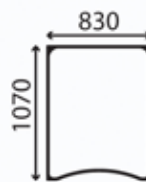


Window, cabin LH door upper

Rear; sliding; flat; green tinted

Used on machine type: A

REF 164TA4844

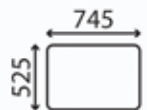


Window, cabin front upper

Opening; flat; green tinted

Used on machine type: A

REF 164TA4846



Window, cabin rear

Flat; green tinted; Lexan

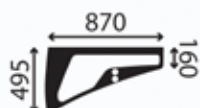
Used on machine type: A

REF 164TA4918



Used on: CATERPILLAR M325D MH

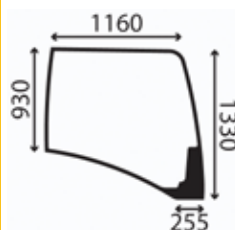
A M325D MH



Window, cabin LH door lower

Used on machine type: A

REF 164TA4811



Window, cabin side

RH; flat; green tinted

Used on machine type: A

REF 164TA4822

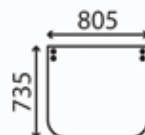


Window, cabin side

LH; flat; green tinted

Used on machine type: A

REF 164TA4823

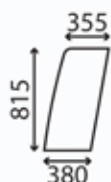


Window, cabin front lower

Curved; green tinted

Used on machine type: A

REF 164TA4826

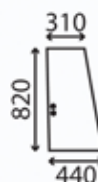


Window, cabin LH door upper

Front; flat; green tinted

Used on machine type: A

REF 164TA4827

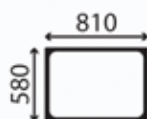


Window, cabin LH door upper

Rear; sliding; flat; green tinted

Used on machine type: A

REF 164TA4828



Window, cabin rear

Flat; green tinted

Used on machine type: A

REF 164TA4830

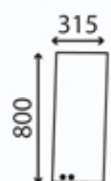


Window, cabin LH door upper

Front; sliding; flat; green tinted

Used on machine type: A

REF 164TA4843

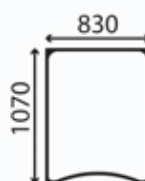


Window, cabin LH door upper

Rear; sliding; flat; green tinted

Used on machine type: A

REF 164TA4844

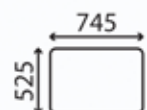


Window, cabin front upper

Opening; flat; green tinted

Used on machine type: A

REF 164TA4846



Window, cabin rear

Flat; green tinted; Lexan

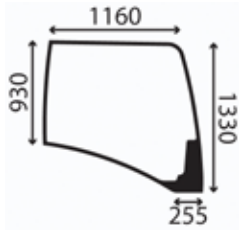
Used on machine type: A

REF 164TA4918



Used on: CATERPILLAR M330D

A M330D



Window, cabin side
RH; flat; green tinted

Used on machine type: A

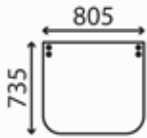
REF 164TA4822



Window, cabin side
LH; flat; green tinted

Used on machine type: A

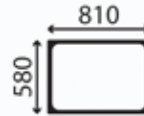
REF 164TA4823



Window, cabin front lower
Curved; green tinted

Used on machine type: A

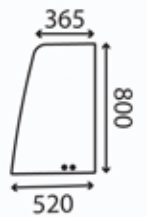
REF 164TA4826



Window, cabin rear
Flat; green tinted

Used on machine type: A

REF 164TA4830



Window, cabin LH door upper
Front; sliding; flat; green tinted

Used on machine type: A

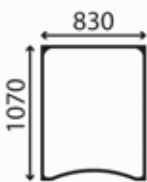
REF 164TA4843



Window, cabin LH door upper
Rear; sliding; flat; green tinted

Used on machine type: A

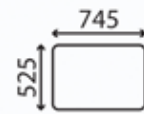
REF 164TA4844



Window, cabin front upper
Opening; flat; green tinted

Used on machine type: A

REF 164TA4846



Window, cabin rear
Flat; green tinted; Lexan

Used on machine type: A

REF 164TA4918



Used on: CATERPILLAR TH255

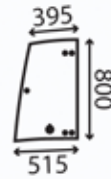
A TH255



Window, cabin LH door upper
Front; flat; green tinted

Used on machine type: A

REF 164TA4929



Window, cabin LH door upper
Rear; opening; flat; green tinted

Used on machine type: A

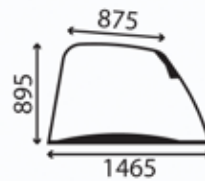
REF 164TA4930



Window, cabin side
LH; flat; green tinted

Used on machine type: A

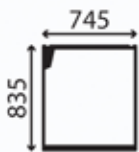
REF 164TA4931



Window, cabin side
RH; curved; green tinted

Used on machine type: A

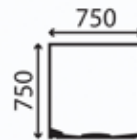
REF 166TA2255



Window, cabin front
Curved; green tinted

Used on machine type: A

REF 166TA2256



Window, cabin roof
Curved; green tinted

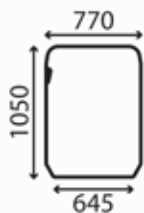
Used on machine type: A

REF 166TA2257



Used on: CATERPILLAR TH336-TH337-TH406-TH407

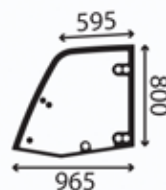
- A TH336
- B TH337
- C TH406
- D TH407



Window, cabin front
Flat; clear

Used on machine type: A, B, C, D

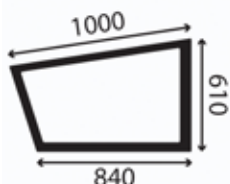
REF 164TA4932



Window, cabin LH door upper
Opening; flat; clear

Used on machine type: A, B, C, D

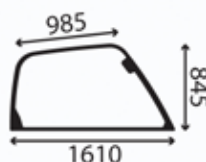
REF 164TA4933



Window, cabin LH door lower
Flat; clear

Used on machine type: A, B, C, D

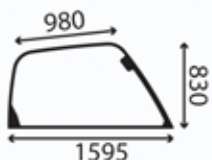
REF 164TA4934



Window, cabin side
RH; flat; clear

Used on machine type: A, B, C, D

REF 164TA4935



Window, cabin side
RH; flat; clear

Used on machine type: A, B, C, D

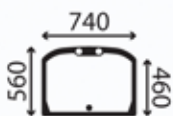
REF 164TA4936



Window, cabin side
LH; flat; clear

Used on machine type: A, B, C, D

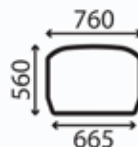
REF 164TA4937



Window, cabin rear
Flat; clear

Used on machine type: A, B, C, D

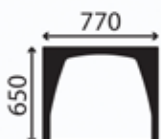
REF 164TA4938



Window, cabin rear
Flat; clear

Used on machine type: A, B, C, D

REF 164TA4939



Window, cabin roof
Opening; flat; clear

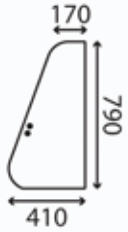
Used on machine type: A, B, C, D

REF 164TA4940



Used on: CATERPILLAR TH62-TH82-TH83

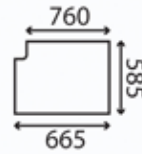
- A TH62
- B TH82
- C TH83



Window, cabin LH door upper
Front; sliding; flat; green tinted

Used on machine type: A, C

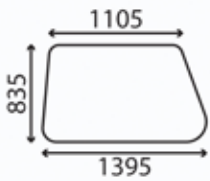
REF 164TA4919



Window, cabin roof
Opening; flat; green tinted

Used on machine type: A

REF 164TA4920



Window, cabin side
RH; flat; green tinted

Used on machine type: B

REF 164TA4921



Mirror, rear view

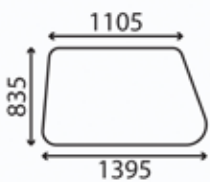
Oval shape; length: 265,00 mm; width: 163,00 mm; glass

Used on machine type: A, B, C

REF 164TA4952

Used on: CATERPILLAR TH63

- A TH63



Window, cabin side
RH; flat; green tinted

Used on machine type: A

REF 164TA4921



Mirror, rear view

Oval shape; length: 265,00 mm; width: 163,00 mm; glass

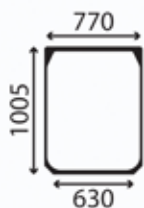
Used on machine type: A

REF 164TA4952



Used on: CATERPILLAR TH-B

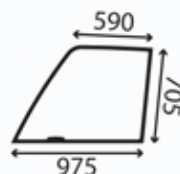
- A TH220B
- B TH330B
- C TH340B
- D TH350B
- E TH355B
- F TH360B
- G TH460B
- H TH560B
- I TH580B



Window, cabin front
Flat; clear

Used on machine type: A, B, C, D, E, F, G, H, I

REF 164TA4922



Window, cabin LH door upper
Opening; flat; clear

Used on machine type: A, B, C, D, E, F, G, H, I

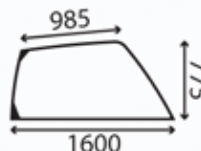
REF 164TA4923



Window, cabin LH door lower
Flat; clear

Used on machine type: A, B, C, D, E, F, G, H, I

REF 164TA4924



Window, cabin side
RH; flat; clear

Used on machine type: A, B, C, D, E, F, G, H, I

REF 164TA4926



Window, cabin side
LH; flat; clear

Used on machine type: A, B, C, D, E, F, G, H, I

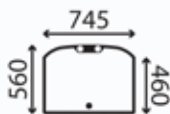
REF 164TA4927



Window, cabin roof
Opening; flat; clear

Used on machine type: A, B, C, D, E, F, G, H, I

REF 164TA4928



Window, cabin rear
Flat; clear

Used on machine type: C, D, E, F, G, H, I

REF 164TA4942



Window, cabin LH door lower
Flat; clear

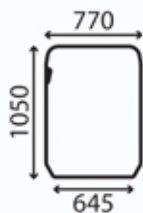
Used on machine type: A, B, C, D, F, G, H, I

REF 165TA3368



Used on: CATERPILLAR TH-C

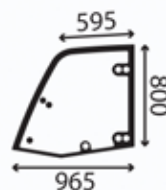
- A TH336C
- B TH337C
- C TH406C
- D TH407C
- E TH414C
- F TH417C
- G TH514C



Window, cabin front
Flat; clear

Used on machine type: A, B, C, D, E, F, G

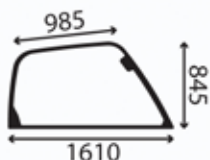
REF 164TA4932



Window, cabin LH door upper
Opening; flat; clear

Used on machine type: A, B, C, D, E, F, G

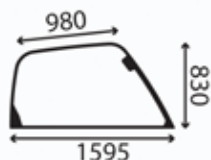
REF 164TA4933



Window, cabin side
RH; flat; clear

Used on machine type: A, B, C, D, E, F, G

REF 164TA4935



Window, cabin side
RH; flat; clear

Used on machine type: A, B, C, D

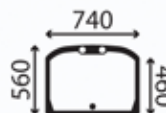
REF 164TA4936



Window, cabin side
LH; flat; clear

Used on machine type: A, B, C, D, E, F, G

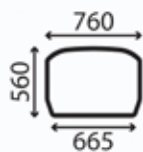
REF 164TA4937



Window, cabin rear
Flat; clear

Used on machine type: A, B, C, D, E, F, G

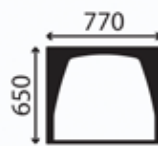
REF 164TA4938



Window, cabin rear
Flat; clear

Used on machine type: A, B, C, D, G

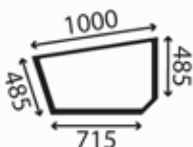
REF 164TA4939



Window, cabin roof
Opening; flat; clear

Used on machine type: A, B, C, D, E, F, G

REF 164TA4940



Window, cabin LH door lower
Flat; clear

Used on machine type: A, B, C, D, E, F, G

REF 164TA4941



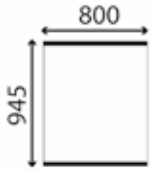
Used on: CLAAS

Used on: CLAAS			
Model	Series	Model	Series
RANGER 907 T	RANGER 907 T	SCORPION 7035	SCORPION 6030/6035-7030-7035
RANGER 920	RANGER 920 A 975	SCORPION 7040 402010001- 402019999/402030001- 402039999	SCORPION 6030-6040 7030-7040-7045- 9040
RANGER 925	RANGER 920 A 975	SCORPION 7044	SCORPION 7044-7050-7055-9055
RANGER 928	RANGER 920 A 975	SCORPION 7045	SCORPION 6030-6040 7030-7040-7045- 9040
RANGER 960	RANGER 920 A 975	SCORPION 7050	SCORPION 7044-7050-7055-9055
RANGER 964	RANGER 920 A 975	SCORPION 7055	SCORPION 7044-7050-7055-9055
RANGER 965	RANGER 920 A 975	SCORPION 9040 404010001-404019999	SCORPION 6030-6040 7030-7040-7045- 9040
RANGER 970	RANGER 920 A 975	SCORPION 9055	SCORPION 7044-7050-7055-9055
RANGER 974	RANGER 920 A 975	TARGO C 40	TARGO C
RANGER 975	RANGER 920 A 975	TARGO C 50	TARGO C
SCORPION 6030	SCORPION 6030-6040 7030-7040-7045- 9040	TARGO K 50	TARGO K
SCORPION 6030 CP	SCORPION 6030 CP	TARGO K 60	TARGO K
SCORPION 6035	SCORPION 6030/6035-7030-7035	TARGO K 70	TARGO K
SCORPION 6040	SCORPION 6030-6040 7030-7040-7045- 9040		
SCORPION 7030 401010001- 401019999/401030001- 401039999/415030001- 415039999	SCORPION 6030-6040 7030-7040-7045- 9040		



Used on: CLAAS RANGER 907 T

A RANGER 907 T



Window, cabin front
Flat; green tinted

Used on machine type: A

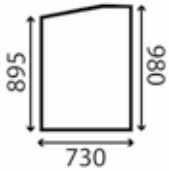
REF 164TA3815



Window, cabin front
LH; flat; green tinted

Used on machine type: A

REF 164TA3816



Window, cabin LH door
Flat; green tinted

Used on machine type: A

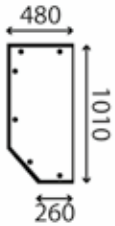
REF 164TA3817



Window, cabin side
LH; flat; green tinted

Used on machine type: A

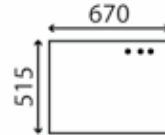
REF 164TA3818



Window, cabin side
RH; rear; flat; green tinted

Used on machine type: A

REF 164TA3819



Window, cabin rear
Flat; clear

Used on machine type: A

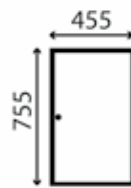
REF 164TA3820



Window, cabin rear
RH; flat; green tinted

Used on machine type: A

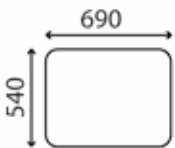
REF 164TA3821



Window, cabin rear
LH; flat; green tinted

Used on machine type: A

REF 164TA3822



Window, cabin roof
Opening; flat; green tinted

Used on machine type: A

REF 164TA3823



Window, cabin front
RH; flat; green tinted

Used on machine type: A

REF 164TA5148



Used on: CLAAS RANGER 920 A 975

- A RANGER 920
- B RANGER 925
- C RANGER 928
- D RANGER 960
- E RANGER 964
- F RANGER 965
- G RANGER 970
- H RANGER 974
- I RANGER 975

Window, cabin front
Laminated; flat; green tinted

Used on machine type: A, B, C, D, E, F, G, H, I

REF 164TA3824

Window, cabin LH door upper
Flat; green tinted

Used on machine type: A, B, C, D, E, F, G, H, I

REF 164TA3825

Window, cabin LH door lower
Flat; green tinted

Used on machine type: A, B, C, D, E, F, G, H, I

REF 164TA3826

Window, cabin side
LH; flat; green tinted

Used on machine type: A, B, C, D, E, F, G, H, I

REF 164TA3827

Window, cabin front
RH; flat; green tinted

Used on machine type: A, B, C, D, E, F, G, H, I

REF 164TA3828

Window, cabin side
RH; rear; flat; green tinted

Used on machine type: A, B, C, D, E, F, G, H, I

REF 164TA3829

Window, cabin rear
Flat; green tinted

Used on machine type: A, B, C, D, E, F, G, H, I

REF 164TA3830

Window, cabin roof
Opening; laminated; flat; green tinted

Used on machine type: A, B, C, D, E, F, G, H, I

REF 164TA3831

Gas spring, hood/cover

Used on machine type: A, B, C, D, E, F, G, H, I

REF 164TA3832

Gas spring, hood/cover RH

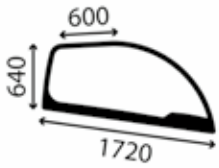
Used on machine type: A, B, C, D, E, F, G, H, I

REF 164TA3833



Used on: CLAAS SCORPION 6030 CP

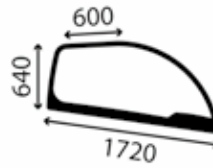
A SCORPION 6030 CP



Window, cabin side
RH; flat; green tinted

Used on machine type: A

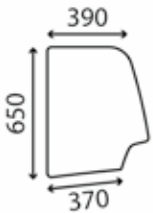
REF 166TA2101



Window, cabin side
RH; de-icing; flat; green tinted

Used on machine type: A

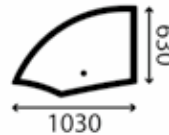
REF 166TA2102



Window, cabin side
LH; flat; green tinted

Used on machine type: A

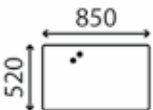
REF 166TA2103



Window, cabin LH door upper
Flat; green tinted

Used on machine type: A

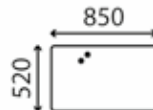
REF 166TA2104



Window, cabin rear
Curved; clear

Used on machine type: A

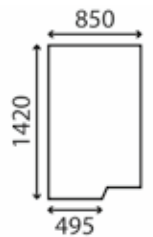
REF 166TA2115



Window, cabin rear
De-icing; curved; green tinted

Used on machine type: A

REF 166TA2116



Window, cabin front
Curved; green tinted

Used on machine type: A

REF 166TA2118



Gas spring, hood/cover


Used on machine type: A

REF 166TA2265



Used on: CLAAS SCORPION 6030/6035-7030-7035


- A SCORPION 6035
- C SCORPION 7035



Gas spring, hood/cover

Used on machine type: A, C

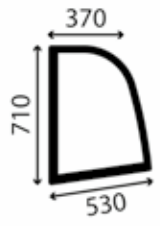
REF 165TA3306



Window, cabin side
LH; front; flat; green tinted

Used on machine type: A, C


REF 165TA3311



Window, cabin side
LH; rear; flat; green tinted

Used on machine type: A, C

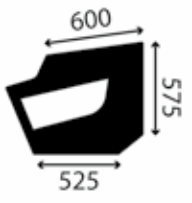
REF 165TA3312



Window, cabin LH door upper
Flat; green tinted

Used on machine type: A, C

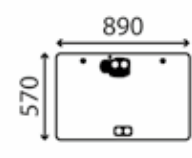
REF 165TA3313



Window, cabin LH door lower
Flat; green tinted

Used on machine type: A, C

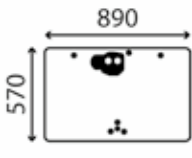
REF 165TA3314



Window, cabin rear
Curved; green tinted

Used on machine type: A, C

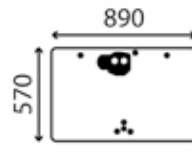
REF 166TA2094



Window, cabin rear
Curved; green tinted

Used on machine type: A, C

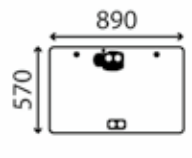
REF 166TA2097



Window, cabin rear
De-icing; curved; green tinted

Used on machine type: A, C


REF 166TA2099



Window, cabin rear
De-icing; curved; green tinted

Used on machine type: A, C

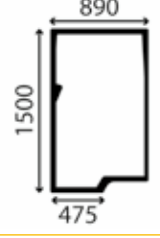
REF 166TA2100



Window, cabin side
RH; flat; green tinted

Used on machine type: A, C


REF 166TA2105



Window, cabin front
Laminated; curved; green tinted

Used on machine type: A, C

REF 166TA2109



Window, cabin side
RH; de-icing; flat; green tinted

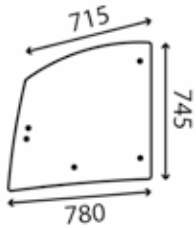
Used on machine type: A, C

REF 166TA2113



Used on: CLAAS SCORPION 6030-6040 7030-7040-7045-9040

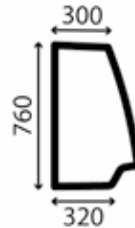
A	SCORPION 6030	
B	SCORPION 6040	
C	SCORPION 7030	401010001-401019999/401030001-401039999/415030001-415039999
D	SCORPION 7040	402010001-402019999/402030001-402039999
E	SCORPION 7045	
F	SCORPION 9040	404010001-404019999



Window, cabin LH door upper
Flat; green tinted

Used on machine type: A, B, C, D, F

REF 165TA3301



Window, cabin side
LH; rear; flat; green tinted

Used on machine type: A, B, C, D, E, F

REF 165TA3302



Window, cabin side
LH; front; flat; green tinted

Used on machine type: A, B, C, D, E, F

REF 165TA3303



Window, cabin LH door upper
Flat; green tinted

Used on machine type: A, B, C, D, E, F

REF 165TA3304



Gas spring, hood/cover

Used on machine type: A, B, C, D, E, F

REF 165TA3305



Gas spring, hood/cover

Used on machine type: A, C

REF 165TA3306



Window, cabin side
LH; front; flat; green tinted

Used on machine type: A, C

REF 165TA3311



Window, cabin side
LH; rear; flat; green tinted

Used on machine type: A, C

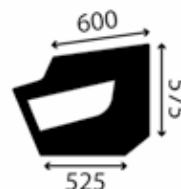
REF 165TA3312



Window, cabin LH door upper
Flat; green tinted

Used on machine type: A, C

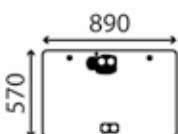
REF 165TA3313



Window, cabin LH door lower
Flat; green tinted

Used on machine type: A, C

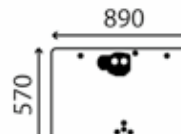
REF 165TA3314



Window, cabin rear
Curved; green tinted

Used on machine type: A, C

REF 166TA2094



Window, cabin rear
Curved; green tinted

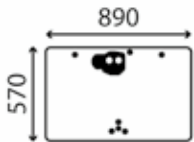
Used on machine type: A, C

REF 166TA2097



Used on: CLAAS SCORPION 6030-6040 7030-7040-7045-9040

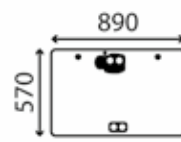
A	SCORPION 6030	
B	SCORPION 6040	
C	SCORPION 7030	401010001-401019999/401030001-401039999/415030001-415039999
D	SCORPION 7040	402010001-402019999/402030001-402039999
E	SCORPION 7045	
F	SCORPION 9040	404010001-404019999



Window, cabin rear
De-icing; curved; green tinted

Used on machine type: A, C

REF 166TA2099



Window, cabin rear
De-icing; curved; green tinted

Used on machine type: A, C

REF 166TA2100



Window, cabin side
RH; flat; green tinted

Used on machine type: A, C

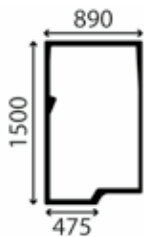
REF 166TA2105



Window, cabin side
RH; flat; green tinted

Used on machine type: A, B, C, D, E, F

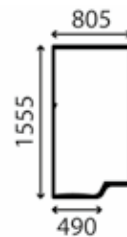
REF 166TA2107



Window, cabin front
Laminated; curved; green tinted

Used on machine type: A, C

REF 166TA2109



Window, cabin front
Laminated; curved; green tinted

Used on machine type: A, B, C, D, E, F

REF 166TA2110



Window, cabin side
RH; de-icing; flat; green tinted

Used on machine type: A, B, C, D, E, F

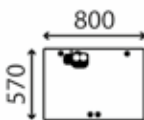
REF 166TA2111



Window, cabin side
RH; de-icing; flat; green tinted

Used on machine type: A, C

REF 166TA2113



Window, cabin rear
Curved; green tinted


Used on machine type: A, B, C, D, E, F

REF 166TA2117



Used on: CLAAS SCORPION 7044-7050-7055-9055

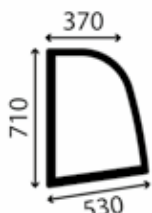
- A SCORPION 7044
- B SCORPION 7050
- C SCORPION 7055
- D SCORPION 9055



Gas spring, hood/cover

Used on machine type: A, B, C, D


REF 165TA3306



Window, cabin side
LH; rear; flat; green tinted

Used on machine type: A, B, C, D

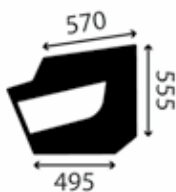
REF 165TA3307



Window, cabin side
LH; front; flat; green tinted

Used on machine type: A, B, C, D

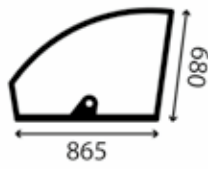
REF 165TA3308



Window, cabin LH door lower
Flat; green tinted

Used on machine type: A, B, C, D

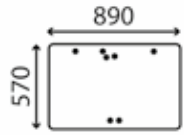
REF 165TA3309



Window, cabin LH door upper
Flat; green tinted

Used on machine type: A, B, C, D

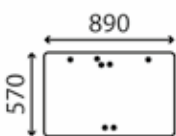
REF 165TA3310



Window, cabin rear
Curved; green tinted

Used on machine type: A, C, D

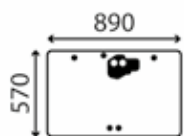
REF 166TA2095



Window, cabin rear
De-icing; curved; green tinted

Used on machine type: A, C, D


REF 166TA2096



Window, cabin rear
Curved; green tinted

Used on machine type: A, B, C, D

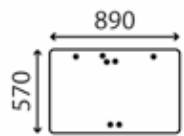
REF 166TA2098



Window, cabin side
RH; flat; green tinted

Used on machine type: A, B, C, D


REF 166TA2106



Window, cabin rear
De-icing; curved; green tinted

Used on machine type: A, B, C, D

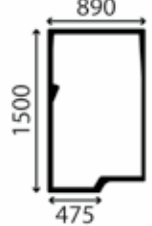
REF 166TA2108



Window, cabin side
RH; de-icing; flat; green tinted

Used on machine type: A, B, C, D

REF 166TA2112



Window, cabin front
Laminated; curved; green tinted

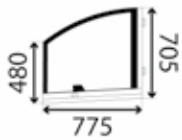
Used on machine type: A, B, C, D

REF 166TA2114



Used on: CLAAS TARGO C

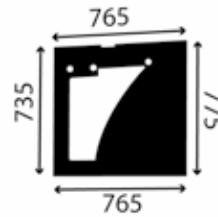
- A TARGO C 40
- B TARGO C 50



Window, cabin LH door upper
Flat; green tinted

Used on machine type: A, B

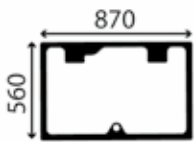
REF 164TA3834



Window, cabin LH door lower
Flat; green tinted

Used on machine type: A, B

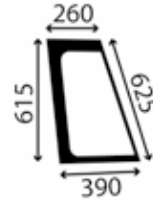
REF 164TA3835



Window, cabin rear
Flat; green tinted

Used on machine type: A, B

REF 164TA3836



Window, cabin side
LH; rear; flat; green tinted

Used on machine type: A, B

REF 164TA5146



Window, cabin side
RH; front; flat; green tinted

Used on machine type: A, B

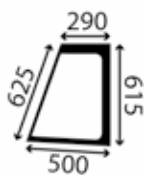
REF 164TA5149



Window, cabin side
LH; front; flat; green tinted

Used on machine type: A, B

REF 164TA5150



Window, cabin side
RH; rear; flat; green tinted

Used on machine type: A, B

REF 164TA5151



Window, cabin front
Laminated; curved; green tinted

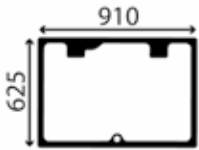
Used on machine type: A, B

REF 166TA2093



Used on: CLAAS TARGO K

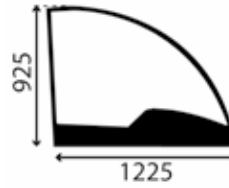
- A TARGO K 50
- B TARGO K 60
- C TARGO K 70



Window, cabin rear
Flat; green tinted

Used on machine type: A, B, C

REF 164TA3837



Window, cabin side
RH; front; flat; green tinted

Used on machine type: A, B, C

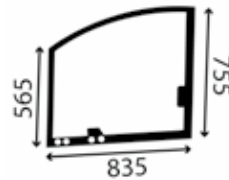
REF 164TA5147



Window, cabin LH door lower
Flat; green tinted

Used on machine type: A, B, C

REF 164TA5152



Window, cabin LH door upper
Flat; green tinted

Used on machine type: A, B, C

REF 164TA5153



Window, cabin side
LH; front; flat; green tinted

Used on machine type: A, B, C

REF 164TA5154



Window, cabin side
RH; rear; flat; green tinted

Used on machine type: A, B, C

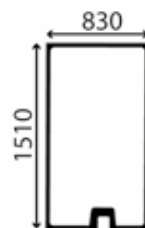
REF 164TA5155



Window, cabin side
LH; rear; flat; green tinted

Used on machine type: A, B, C

REF 164TA5156



Window, cabin front
Laminated; curved; green tinted

Used on machine type: A, B, C

REF 166TA2092



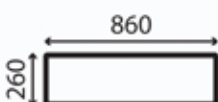
Used on: DAEWOO-DOOSAN

Used on: DAEWOO-DOOSAN			
Model	Series	Model	Series
319	DAEWOO-DOOSAN-1	S150	DAEWOO-DOOSAN-16
320D	DAEWOO-DOOSAN-1	S160	DAEWOO-DOOSAN-17
320G	DAEWOO-DOOSAN-1	S170LC-V	DAEWOO-DOOSAN-15
322D	DAEWOO-DOOSAN-1	S170LC-VBE	DAEWOO-DOOSAN-15
322G	DAEWOO-DOOSAN-1	S175	DAEWOO-DOOSAN-17
440B	DAEWOO-DOOSAN-2	S185	DAEWOO-DOOSAN-16
443	DAEWOO-DOOSAN-2	S205	DAEWOO-DOOSAN-17
463	DAEWOO-DOOSAN-3	S220	DAEWOO-DOOSAN-17
543	DAEWOO-DOOSAN-2	S220 TURBO	DAEWOO-DOOSAN-18
553	DAEWOO-DOOSAN-5	S220 TURBO HIGH FLOW	DAEWOO-DOOSAN-19
643	DAEWOO-DOOSAN-2	S220LC-V	DAEWOO-DOOSAN-15
645	DAEWOO-DOOSAN-2	S220LC-VBE	DAEWOO-DOOSAN-15
741	DAEWOO-DOOSAN-2	S220LL	DAEWOO-DOOSAN-15
743	DAEWOO-DOOSAN-4	S220N	DAEWOO-DOOSAN-20
751	DAEWOO-DOOSAN-6	S220N-V	DAEWOO-DOOSAN-21
753	DAEWOO-DOOSAN-7	S250	DAEWOO-DOOSAN-16
763	DAEWOO-DOOSAN-8	S250LC	DAEWOO-DOOSAN-22
843	DAEWOO-DOOSAN-2	S250LC-V	DAEWOO-DOOSAN-23
853	DAEWOO-DOOSAN-2	S300	DAEWOO-DOOSAN-17
863	DAEWOO-DOOSAN-9	S570	DAEWOO-DOOSAN-24
863H	DAEWOO-DOOSAN-2	S70	DAEWOO-DOOSAN-3
DX140W	DAEWOO-DOOSAN-10	SOLAR210W-V	DAEWOO-DOOSAN-25
DX160W	DAEWOO-DOOSAN-10	SOLAR225LC-V	DAEWOO-DOOSAN-25
E14	DAEWOO-DOOSAN-11	SOLAR370LC-V	DAEWOO-DOOSAN-25
E25	DAEWOO-DOOSAN-12	SOLAR55	DAEWOO-DOOSAN-26
E26	DAEWOO-DOOSAN-13	T140	DAEWOO-DOOSAN-17
E35	DAEWOO-DOOSAN-14	T180	DAEWOO-DOOSAN-17
E50	DAEWOO-DOOSAN-14	T190	DAEWOO-DOOSAN-16
S100	DAEWOO-DOOSAN-16	T2250	DAEWOO-DOOSAN-27
S130	DAEWOO-DOOSAN-16	T250	DAEWOO-DOOSAN-17
S130LC-V	DAEWOO-DOOSAN-15	T320	DAEWOO-DOOSAN-17



Used on: DAEWOO-DOOSAN-1

- A 319
- B 320D
- C 320G
- D 322D
- E 322G



Window, cabin roof
Opening; flat; green tinted

Used on machine type: A, B, C, D, E

REF 165TA3410

Used on: DAEWOO-DOOSAN-2

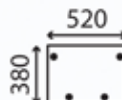
- A 440B
- B 443
- C 543
- D 643
- E 645
- F 741
- G 843
- H 853
- I 863H



Window, cabin roof
Flat; green tinted

Used on machine type: C

REF 165TA3404



Window, cabin roof
Flat; clear; Lexan

Used on machine type: C

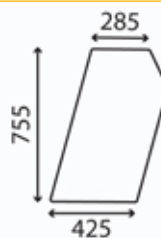
REF 165TA3405



Window, cabin roof
Flat; green tinted

Used on machine type: C

REF 165TA3406



Window, cabin side
Flat; green tinted

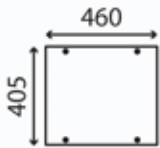
Used on machine type: A, B, C, D, E, F, G, H, I

REF 166TA2516



Used on: DAEWOO-DOOSAN-3

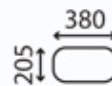
A 463
B 570



Window, cabin roof
Flat; clear; Lexan

Used on machine type: A, B

REF 165TA3402



Window, cabin roof
Flat; green tinted

Used on machine type: A, B

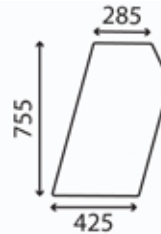
REF 165TA3406



Window, cabin rear
Flat; green tinted

Used on machine type: A, B

REF 166TA2494



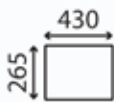
Window, cabin side
Flat; green tinted

Used on machine type: A, B

REF 166TA2516

Used on: DAEWOO-DOOSAN-4

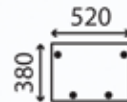
A 743



Window, cabin roof
Flat; green tinted

Used on machine type: A

REF 165TA3404



Window, cabin roof
Flat; clear; Lexan

Used on machine type: A

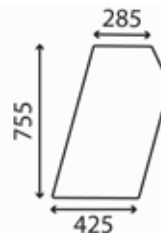
REF 165TA3405



Window, cabin roof
Flat; green tinted

Used on machine type: A

REF 165TA3406



Window, cabin side
Flat; green tinted

Used on machine type: A

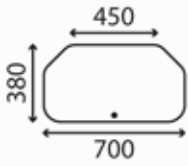
REF 166TA2516



Used on: DAEWOO-DOOSAN-5

A 553

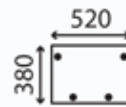
Used on: DAEWOO-DOOSAN



Window, cabin rear
Flat; clear; Lexan

Used on machine type: A

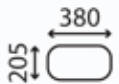
REF 165TA3401



Window, cabin roof
Flat; clear; Lexan

Used on machine type: A

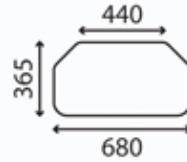
REF 165TA3405



Window, cabin roof
Flat; green tinted

Used on machine type: A

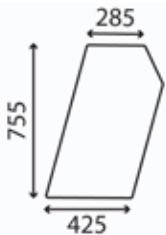
REF 165TA3406



Window, cabin rear
Flat; clear

Used on machine type: A

REF 165TA3408



Window, cabin side
Flat; green tinted

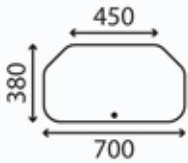
Used on machine type: A

REF 166TA2516



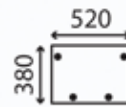
Used on: DAEWOO-DOOSAN-6

A 751



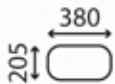
Window, cabin rear
Flat; clear; Lexan

Used on machine type: A
REF 165TA3401



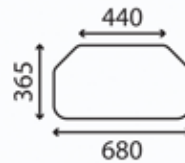
Window, cabin roof
Flat; clear; Lexan

Used on machine type: A
REF 165TA3405



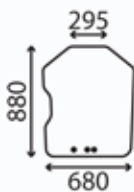
Window, cabin roof
Flat; green tinted

Used on machine type: A
REF 165TA3406



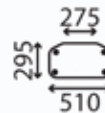
Window, cabin rear
Flat; clear

Used on machine type: A
REF 165TA3408



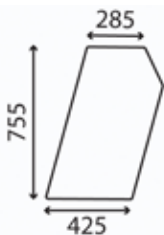
Window, cabin front
Curved; green tinted

Used on machine type: A
REF 165TA3409



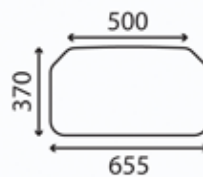
Window, cabin roof
Flat; green tinted; Lexan

Used on machine type: A
REF 165TA3420



Window, cabin side
Flat; green tinted

Used on machine type: A
REF 166TA2516



Window, cabin rear
Flat; green tinted

Used on machine type: A
REF 166TA2527



Used on: DAEWOO-DOOSAN-7

A 753

Window, cabin rear
Flat; clear; Lexan

Used on machine type: A

REF 165TA3401

Window, cabin roof
Flat; green tinted

Used on machine type: A

REF 165TA3404

Window, cabin roof
Flat; clear; Lexan

Used on machine type: A

REF 165TA3405

Window, cabin roof
Flat; green tinted

Used on machine type: A

REF 165TA3406

Window, cabin rear
Flat; green tinted; Lexan

Used on machine type: A

REF 165TA3407

Window, cabin rear
Flat; clear

Used on machine type: A

REF 165TA3408

Window, cabin front
Curved; green tinted

Used on machine type: A

REF 165TA3409

Window, cabin roof
Flat; green tinted; Lexan

Used on machine type: A

REF 165TA3420

Window, cabin side
Flat; green tinted

Used on machine type: A

REF 166TA2516

Window, cabin rear
Flat; green tinted

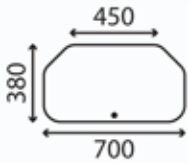
Used on machine type: A

REF 166TA2527



Used on: DAEWOO-DOOSAN-8

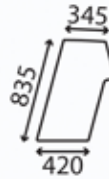
A 763



Window, cabin rear
Flat; clear; Lexan

Used on machine type: A

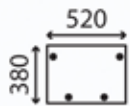
REF 165TA3401



Window, cabin side
RH; rear; flat; green tinted

Used on machine type: A

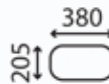
REF 165TA3403



Window, cabin roof
Flat; clear; Lexan

Used on machine type: A

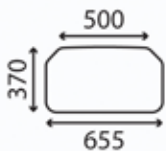
REF 165TA3405



Window, cabin roof
Flat; green tinted

Used on machine type: A

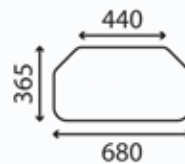
REF 165TA3406



Window, cabin rear
Flat; green tinted; Lexan

Used on machine type: A

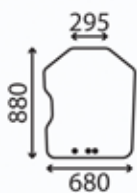
REF 165TA3407



Window, cabin rear
Flat; clear

Used on machine type: A

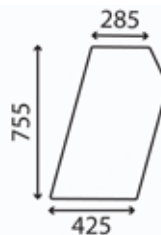
REF 165TA3408



Window, cabin front
Curved; green tinted

Used on machine type: A

REF 165TA3409



Window, cabin side
Flat; green tinted

Used on machine type: A

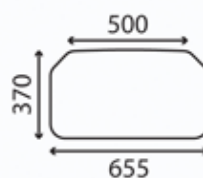
REF 166TA2516



Window, cabin side
LH; rear; flat; green tinted

Used on machine type: A

REF 166TA2521



Window, cabin rear
Flat; green tinted

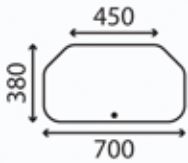
Used on machine type: A

REF 166TA2527



Used on: DAEWOO-DOOSAN-9

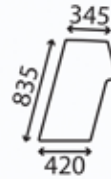
A 863



Window, cabin rear
Flat; clear; Lexan

Used on machine type: A

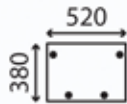
REF 165TA3401



Window, cabin side
RH; rear; flat; green tinted

Used on machine type: A

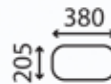
REF 165TA3403



Window, cabin roof
Flat; clear; Lexan

Used on machine type: A

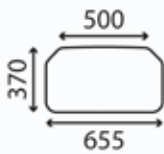
REF 165TA3405



Window, cabin roof
Flat; green tinted

Used on machine type: A

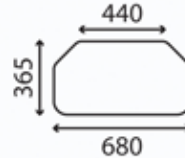
REF 165TA3406



Window, cabin rear
Flat; green tinted; Lexan

Used on machine type: A

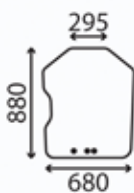
REF 165TA3407



Window, cabin rear
Flat; clear

Used on machine type: A

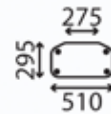
REF 165TA3408



Window, cabin front
Curved; green tinted

Used on machine type: A

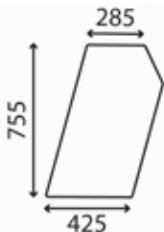
REF 165TA3409



Window, cabin roof
Flat; green tinted; Lexan

Used on machine type: A

REF 165TA3420



Window, cabin side
Flat; green tinted

Used on machine type: A

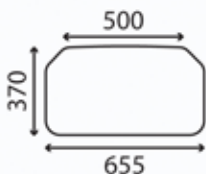
REF 166TA2516



Window, cabin side
LH; rear; flat; green tinted

Used on machine type: A

REF 166TA2521



Window, cabin rear
Flat; green tinted

Used on machine type: A

REF 166TA2527



Used on: DAEWOO-DOOSAN-10

- A DX140W
- B DX160W



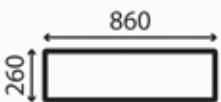
Window, cabin side
LH; curved; green tinted

Used on machine type: A, B

REF 166TA2498

Used on: DAEWOO-DOOSAN-11

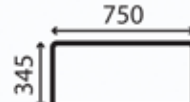
- A E14



Window, cabin roof
Opening; flat; green tinted

Used on machine type: A

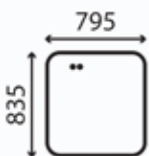
REF 165TA3410



Window, cabin roof
Curved; green tinted

Used on machine type: A

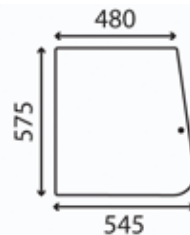
REF 165TA3411



Window, cabin front
Curved; green tinted

Used on machine type: A

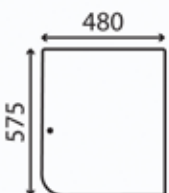
REF 165TA3419



Window, cabin side
RH; front; sliding; flat; green tinted

Used on machine type: A

REF 166TA2497



Window, cabin side
RH; rear; sliding; flat; green tinted

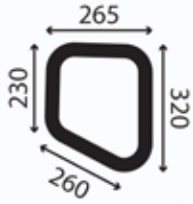
Used on machine type: A

REF 166TA2519



Used on: DAEWOO-DOOSAN-12

A E25



Window, cabin side lower
RH; flat; green tinted

Used on machine type: A

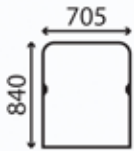
REF 165TA3421



Window, cabin roof
Curved; green tinted

Used on machine type: A

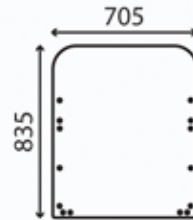
REF 165TA3422



Window, cabin front
Curved; green tinted

Used on machine type: A

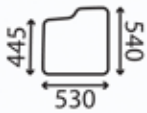
REF 165TA3423



Window, cabin front
Flat; green tinted; from S/N A88811001

Used on machine type: A

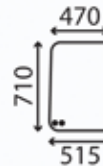
REF 165TA3430



Window, cabin LH door lower

Used on machine type: A

REF 166TA2482



Window, cabin side upper
RH; rear; sliding; flat; green tinted

Used on machine type: A

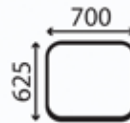
REF 166TA2485



Window, cabin front lower
Flat; green tinted

Used on machine type: A

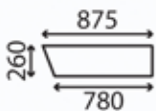
REF 166TA2486



Window, cabin rear
Flat; green tinted

Used on machine type: A

REF 166TA2487



Window, cabin roof
Opening; flat; green tinted

Used on machine type: A

REF 166TA2489



Window, cabin side
LH; flat; green tinted

Used on machine type: A

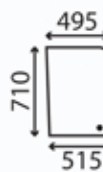
REF 166TA2505



Window, cabin LH door upper
Flat; green tinted

Used on machine type: A

REF 166TA2531



Window, cabin side
RH; front; sliding; flat; green tinted

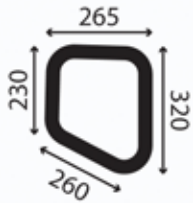
Used on machine type: A

REF 166TA2536



Used on: DAEWOO-DOOSAN-13

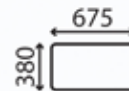
A E26



Window, cabin side lower
RH; flat; green tinted

Used on machine type: A

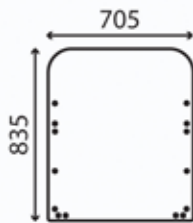
REF 165TA3421



Window, cabin roof
Curved; green tinted

Used on machine type: A

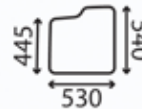
REF 165TA3422



Window, cabin front
Flat; green tinted; from S/N AB8B11001

Used on machine type: A

REF 165TA3430



Window, cabin LH door lower

Used on machine type: A

REF 166TA2482



Window, cabin side upper
RH; rear; sliding; flat; green tinted

Used on machine type: A

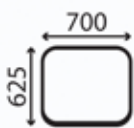
REF 166TA2485



Window, cabin front lower
Flat; green tinted

Used on machine type: A

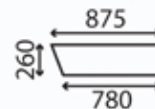
REF 166TA2486



Window, cabin rear
Flat; green tinted

Used on machine type: A

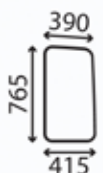
REF 166TA2487



Window, cabin roof
Opening; flat; green tinted

Used on machine type: A

REF 166TA2489



Window, cabin side
LH; flat; green tinted

Used on machine type: A

REF 166TA2505



Window, cabin LH door upper
Flat; green tinted

Used on machine type: A

REF 166TA2531



Window, cabin side
RH; front; sliding; flat; green tinted

Used on machine type: A

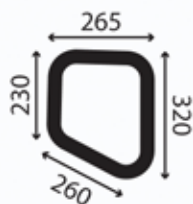
REF 166TA2536



Used on: DAEWOO-DOOSAN-14

- A E35
- B E50

Used on: DAEWOO-DOOSAN



Window, cabin side lower
RH; flat; green tinted

Used on machine type: A, B

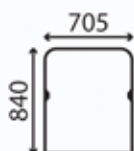
REF 165TA3421



Window, cabin roof
Curved; green tinted

Used on machine type: A, B

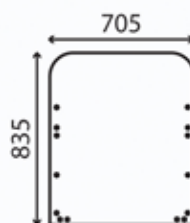
REF 165TA3422



Window, cabin front
Curved; green tinted

Used on machine type: A, B

REF 165TA3423



Window, cabin front
Flat; green tinted; from S/N A88811001

Used on machine type: A, B

REF 165TA3430



Window, cabin LH door lower

Used on machine type: A, B

REF 166TA2482



Window, cabin side upper
RH; rear; sliding; flat; green tinted

Used on machine type: A, B

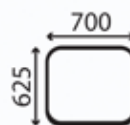
REF 166TA2485



Window, cabin front lower
Flat; green tinted

Used on machine type: A, B

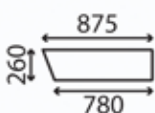
REF 166TA2486



Window, cabin rear
Flat; green tinted

Used on machine type: A, B

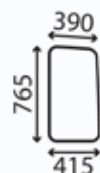
REF 166TA2487



Window, cabin roof
Opening; flat; green tinted

Used on machine type: A, B

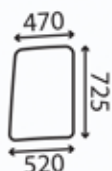
REF 166TA2489



Window, cabin side
LH; flat; green tinted

Used on machine type: A, B

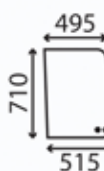
REF 166TA2505



Window, cabin LH door upper
Flat; green tinted

Used on machine type: A, B

REF 166TA2531



Window, cabin side
RH; front; sliding; flat; green tinted

Used on machine type: A, B

REF 166TA2536



Used on: DAEWOO-DOOSAN-15

- A S130LC-V
- B S170LC-V
- C S170LC-VBE
- D S220LC-V
- E S220LC-VBE
- F S220LL



Window, cabin side
RH; rear; flat; green tinted

Used on machine type: A, B, C, D, E, F

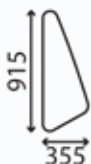
REF 164TA4755



Window, cabin rear
Flat; green tinted

Used on machine type: A, B, C, D, E, F

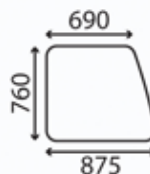
REF 164TA4756



Window, cabin side
LH; flat; green tinted

Used on machine type: A, B, C, D, E, F

REF 164TA4766



Window, cabin front
LH; flat; green tinted

Used on machine type: A, B, C, D, E, F

REF 164TA4767



Used on: DAEWOO-DOOSAN-16

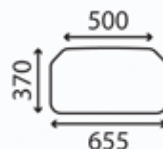
- A S100
- B S130
- C S150
- D S185
- E S250
- F T190



Window, cabin side
RH; rear; flat; green tinted

Used on machine type: A, B, C, D, E, F

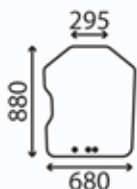
REF 165TA3403



Window, cabin rear
Flat; green tinted; Lexan

Used on machine type: A, B, C, D, E, F

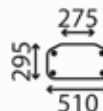
REF 165TA3407



Window, cabin front
Curved; green tinted

Used on machine type: A, B, C, D, E, F

REF 165TA3409



Window, cabin roof
Flat; green tinted; Lexan

Used on machine type: A, B, C, D, E, F

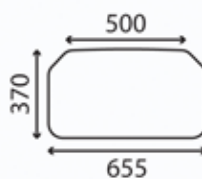
REF 165TA3420



Window, cabin side
LH; rear; flat; green tinted

Used on machine type: A, B, C, D, E, F

REF 166TA2521



Window, cabin rear
Flat; green tinted

Used on machine type: A, B, C, D, E, F

REF 166TA2527



Used on: DAEWOO-DOOSAN-17

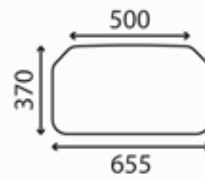
- A S160
- B S175
- C S205
- D S220
- E S300
- F T140
- G T180
- H T250
- I T320



Window, cabin side
LH; rear; flat; green tinted

Used on machine type: A, B, C, D, E, F, G, H, I

REF 166TA2521



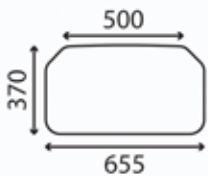
Window, cabin rear
Flat; green tinted

Used on machine type: A, B, C, D, E, F, G, H, I

REF 166TA2527

Used on: DAEWOO-DOOSAN-18

- A S220 TURBO



Window, cabin rear
Flat; green tinted

Used on machine type: A

REF 166TA2527

Used on: DAEWOO-DOOSAN-19

- A S220 TURBO HIGH FLOW



Window, cabin side
LH; rear; flat; green tinted

Used on machine type: A

REF 166TA2521



Used on: DAEWOO-DOOSAN-20

A S220N



Window, cabin rear
Flat; green tinted

Used on machine type: A

REF 164TA4756

Used on: DAEWOO-DOOSAN-21

A S220N-V



Window, cabin side
RH; rear; flat; green tinted

Used on machine type: A

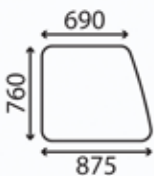
REF 164TA4755



Window, cabin side
LH; flat; green tinted

Used on machine type: A

REF 164TA4766



Window, cabin front
LH; flat; green tinted

Used on machine type: A

REF 164TA4767



Used on: DAEWOO-DOOSAN-22

A S250LC



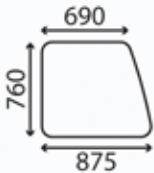
Window, cabin side
LH; flat; green tinted

Used on machine type: A

REF 164TA4766

Used on: DAEWOO-DOOSAN-23

A S250LC-V



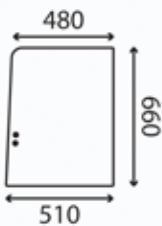
Window, cabin front
LH; flat; green tinted

Used on machine type: A

REF 164TA4767

Used on: DAEWOO-DOOSAN-24

A S570



Window, cabin side upper
RH; front; sliding; flat; green tinted

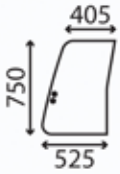
Used on machine type: A

REF 166TA2322



Used on: DAEWOO-DOOSAN-25

- A SOLAR210W-V
- B SOLAR225LC-V
- C SOLAR370LC-V



Window, cabin LH door upper
Rear; sliding; flat; green tinted

Used on machine type: A, B, C

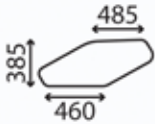
REF 164TA4757



Window, cabin LH door upper
Rear; sliding; flat; green tinted

Used on machine type: A, B, C

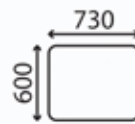
REF 164TA4763



Window, cabin side lower
Side; lower; flat; green tinted

Used on machine type: A, B, C

REF 164TA4764



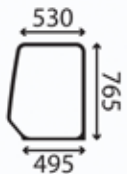
Window, cabin rear
Flat; green tinted

Used on machine type: A, B, C

REF 164TA4768

Used on: DAEWOO-DOOSAN-26

- A SOLAR55



Window, cabin LH door upper
LH; upper; flat; clear

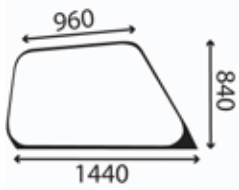
Used on machine type: A

REF 164TA4762



Used on: DAEWOO-DOOSAN-27

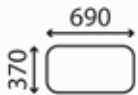
A T2250



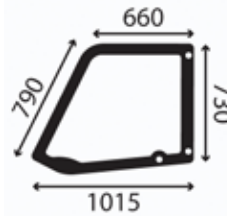
Window, cabin side
RH; curved; green tinted
Used on machine type: A
REF 165TA3412



Window, cabin side
LH; curved; green tinted
Used on machine type: A
REF 165TA3413



Window, cabin rear
Flat; green tinted
Used on machine type: A
REF 165TA3415



Window, cabin LH door upper
Used on machine type: A
REF 166TA2538



Used on: DEUTZ

Model	Series
AGROVECTOR 26.6	AGROVECTOR
AGROVECTOR 26.6 LP	AGROVECTOR
AGROVECTOR 29.6	AGROVECTOR
AGROVECTOR 29.6 LP	AGROVECTOR
AGROVECTOR 30.7	AGROVECTOR
AGROVECTOR 33.7	AGROVECTOR

Model	Series
AGROVECTOR 35.7	AGROVECTOR
AGROVECTOR 37.6	AGROVECTOR
AGROVECTOR 37.7	AGROVECTOR
AGROVECTOR 40.8	AGROVECTOR
AGROVECTOR 40.9	AGROVECTOR

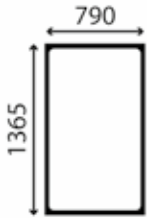
Used on: DEUTZ



Used on: DEUTZ AGROVECTOR

- A AGROVECTOR 26.6
- B AGROVECTOR 26.6 LP
- C AGROVECTOR 29.6
- D AGROVECTOR 29.6 LP
- E AGROVECTOR 30.7
- F AGROVECTOR 33.7
- G AGROVECTOR 35.7
- H AGROVECTOR 37.6
- I AGROVECTOR 37.7
- J AGROVECTOR 40.8

- K AGROVECTOR 40.9



Window, cabin front
Curved; green tinted

Used on machine type: A, E

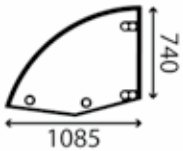
REF 164TA5157



Window, cabin side
LH; flat; green tinted

Used on machine type: A, E

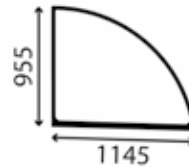
REF 164TA5158



Window, cabin LH door upper
Opening; flat; green tinted

Used on machine type: A, E

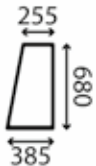
REF 164TA5160



Window, cabin front
RH; flat; green tinted

Used on machine type: A, E

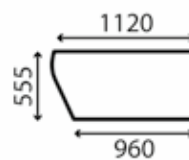
REF 164TA5161



Window, cabin side
RH; rear; flat; green tinted

Used on machine type: A, E

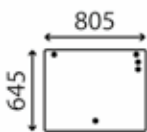
REF 164TA5162



Window, cabin LH door lower
Flat; green tinted

Used on machine type: A, B, C, D, E, G, J, K

REF 164TA5163



Window, cabin rear
Flat; green tinted

Used on machine type: A, C, E, G, J, K

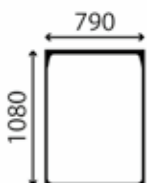
REF 164TA5164



Gas spring, hood/cover
1150 N; length: 487,00 mm

Used on machine type: A, B, C, D, E, G

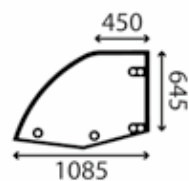
REF 164TA5165



Window, cabin front
Curved; green tinted

Used on machine type: B

REF 164TA5166



Window, cabin LH door upper
Opening; flat; green tinted

Used on machine type: B, D

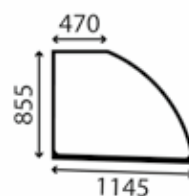
REF 164TA5167



Window, cabin side
LH; flat; green tinted

Used on machine type: B

REF 164TA5168



Window, cabin front
RH; flat; green tinted

Used on machine type: B

REF 164TA5169



Used on: DEUTZ AGROVECTOR

- A AGROVECTOR 26.6
- B AGROVECTOR 26.6 LP
- C AGROVECTOR 29.6
- D AGROVECTOR 29.6 LP
- E AGROVECTOR 30.7
- F AGROVECTOR 33.7
- G AGROVECTOR 35.7
- H AGROVECTOR 37.6
- I AGROVECTOR 37.7
- J AGROVECTOR 40.8

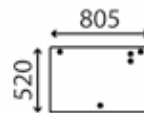
- K AGROVECTOR 40.9



Window, cabin side
RH; rear; flat; green tinted

Used on machine type: B

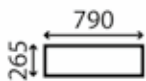
REF 164TA5170



Window, cabin rear
Flat; green tinted

Used on machine type: B

REF 164TA5171



Window, cabin roof
Opening; curved; green tinted

Used on machine type: B

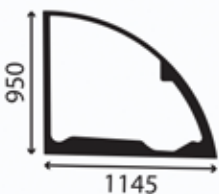
REF 164TA5172



Window, cabin LH door upper
Opening; flat; green tinted

Used on machine type: C, G

REF 164TA5173



Window, cabin side
RH; front; flat; green tinted

Used on machine type: C, G

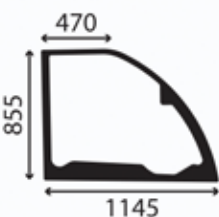
REF 164TA5174



Window, cabin side
LH; flat; green tinted

Used on machine type: D

REF 164TA5175



Window, cabin side
RH; front; flat; green tinted

Used on machine type: D

REF 164TA5176



Window, cabin side
RH; rear; flat; green tinted

Used on machine type: D

REF 164TA5177



Window, cabin rear
Flat; green tinted

Used on machine type: D

REF 164TA5178



Window, cabin side
LH; flat; green tinted

Used on machine type: J, K

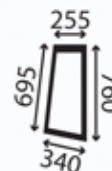
REF 164TA5179



Window, cabin side
RH; front; flat; green tinted

Used on machine type: J, K

REF 164TA5180



Window, cabin side
RH; rear; flat; green tinted

Used on machine type: J, K

REF 164TA5181



Used on: DEUTZ AGROVECTOR

- A AGROVECTOR 26.6
- B AGROVECTOR 26.6 LP
- C AGROVECTOR 29.6
- D AGROVECTOR 29.6 LP
- E AGROVECTOR 30.7
- F AGROVECTOR 33.7
- G AGROVECTOR 35.7
- H AGROVECTOR 37.6
- I AGROVECTOR 37.7
- J AGROVECTOR 40.8

- K AGROVECTOR 40.9



Window, cabin side
LH; flat; green tinted

Used on machine type: C, G

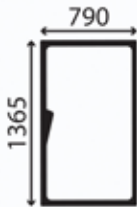
REF 165TA3328



Window, cabin side
RH; rear; flat; green tinted

Used on machine type: C, G

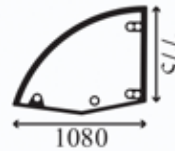
REF 165TA3329



Window, cabin front
Curved; green tinted

Used on machine type: C, G, J, K

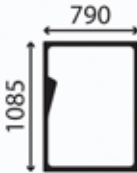
REF 166TA2014



Window, cabin LH door upper
Opening; flat; green tinted

Used on machine type: J, K

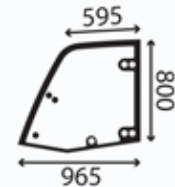
REF 166TA2024



Window, cabin front
Curved; green tinted

Used on machine type: D

REF 166TA2025



Window, cabin LH door upper
Flat; clear

Used on machine type: F, H, I

REF 166TA2075



Used on: DIECI

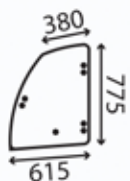
Model	Series	Model	Series
AGRI FARMER 26.6	AGRI FARMER 26.6	ICARUS 40.16	ICARUS
AGRI MAX 45.8	AGRI MAX/PLUS/STAR	ICARUS 40.17	ICARUS
AGRI PLUS 38.9PS	AGRI PLUS	PEGASUS 30.16	PEGASUS
AGRI PLUS 38.9VS	AGRI PLUS	PEGASUS 35.13	PEGASUS
AGRI PLUS 40.7	AGRI MAX/PLUS/STAR	PEGASUS 35.16	PEGASUS
AGRI PLUS 40.7 H	AGRI MAX/PLUS/STAR	PEGASUS 40.25	PEGASUS
AGRI PLUS 40.7PS	AGRI PLUS	PEGASUS 45.21	PEGASUS
AGRI PLUS 40.7VS	AGRI PLUS	RUNNER 30.11	RUNNER
AGRI STAR 35.10	AGRI MAX/PLUS/STAR	RUNNER 30.9	RUNNER
AGRI STAR 37.7	AGRI MAX/PLUS/STAR	RUNNER 35.7	RUNNER
AGRI STAR 37.8	AGRI MAX/PLUS/STAR	RUNNER 35.8	RUNNER
AGRI STAR 38.10	AGRI MAX/PLUS/STAR	RUNNER 40.13	RUNNER
DEDALUS 26.6	DEDALUS	SAMSON 40.11	SAMSON
DEDALUS 28.7	DEDALUS	SAMSON 45.8	SAMSON
DEDALUS 30.7	DEDALUS	SAMSON 70.10	SAMSON
HERCULES 210.10	HERCULES 210.10	ZEUS 33.11	ZEUS
ICARUS 30.16	ICARUS	ZEUS 35.10	ZEUS
ICARUS 35.13	ICARUS	ZEUS 37.7	ZEUS
ICARUS 38.14	ICARUS	ZEUS 37.8	ZEUS
ICARUS 40.14	ICARUS		

Used on: DIECI



Used on: DIECI AGRI FARMER 26.6

A AGRI FARMER 26.6



Window, cabin LH door upper
Rear; flat; green tinted

Used on machine type: A

REF 164TA3844



Window, cabin side
LH; flat; green tinted

Used on machine type: A

REF 166TA2029



Window, cabin front
Curved; green tinted

Used on machine type: A

REF 166TA2030



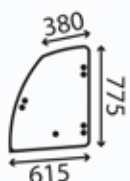
Window, cabin LH door upper
Front; flat; green tinted

Used on machine type: A

REF 166TA2031

Used on: DIECI AGRI MAX/PLUS/STAR

- A AGRI MAX 45.8
- B AGRI PLUS 40.7 H
- C AGRI PLUS 40.7
- D AGRI STAR 35.10
- E AGRI STAR 37.7
- F AGRI STAR 37.8
- G AGRI STAR 38.10



Window, cabin LH door upper
Rear; flat; green tinted

Used on machine type: A, B, C, D, E, F, G

REF 164TA3844



Used on: DIECI AGRI PLUS

- A AGRI PLUS 38.9PS
- B AGRI PLUS 38.9VS
- C AGRI PLUS 40.7PS
- D AGRI PLUS 40.7VS

Window, cabin LH door upper
Flat; green tinted

Used on machine type: A, B, C, D

REF 164TA3838

Window, cabin LH door upper
Front; flat; green tinted

Used on machine type: A, B, C, D

REF 164TA3839

Window, cabin side
LH; rear; flat; green tinted

Used on machine type: A, B, C, D

REF 164TA3841

Window, cabin side
RH; flat; green tinted

Used on machine type: A, B, C, D

REF 165TA3484

Window, cabin roof
Flat; grey tinted

Used on machine type: A, B, C, D

REF 166TA2015

Window, cabin rear
Curved; green tinted

Used on machine type: A, B, C, D

REF 166TA2018

Window, cabin rear
Curved; green tinted

Used on machine type: A, B, C, D

REF 166TA2019

Window, cabin front
Curved; green tinted; from 07/2012

Used on machine type: A, B, C, D

REF 166TA2020

Window, cabin front
Curved; green tinted; up to 06/2012

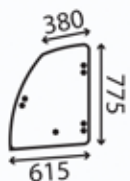
Used on machine type: A, B, C, D

REF 166TA2021



Used on: DIECI DEDALUS

- A DEDALUS 26.6
- B DEDALUS 28.7
- C DEDALUS 30.7



Window, cabin LH door upper
Rear; flat; green tinted

Used on machine type: A, B, C

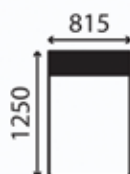
REF 164TA3844



Window, cabin side
LH; flat; green tinted

Used on machine type: A, B, C

REF 166TA2029



Window, cabin front
Curved; green tinted

Used on machine type: A, B, C

REF 166TA2030



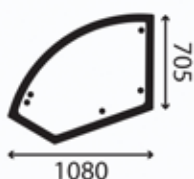
Window, cabin LH door upper
Front; flat; green tinted

Used on machine type: A, B, C

REF 166TA2031

Used on: DIECI HERCULES 210.10

- A HERCULES 210.10



Window, cabin LH door upper
Flat; green tinted

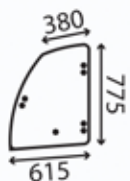
Used on machine type: A

REF 165TA3370



Used on: DIECI ICARUS

- A ICARUS 30.16
- B ICARUS 35.13
- C ICARUS 38.14
- D ICARUS 40.14
- E ICARUS 40.16
- F ICARUS 40.17



Window, cabin LH door upper
Rear; flat; green tinted

Used on machine type: A, B, C, D, E, F

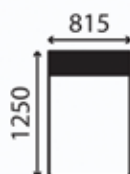
REF 164TA3844



Window, cabin side
LH; flat; green tinted

Used on machine type: A, B, C, D

REF 166TA2029



Window, cabin front
Curved; green tinted

Used on machine type: A, B, C, D

REF 166TA2030



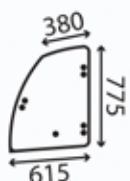
Window, cabin LH door upper
Front; flat; green tinted

Used on machine type: A, B, C, D

REF 166TA2031

Used on: DIECI PEGASUS

- A PEGASUS 30.16
- B PEGASUS 35.13
- C PEGASUS 35.16
- D PEGASUS 40.25
- E PEGASUS 45.21



Window, cabin LH door upper
Rear; flat; green tinted

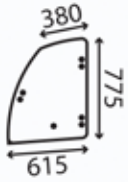
Used on machine type: A, B, C, D, E

REF 164TA3844



Used on: DIECI RUNNER

- A RUNNER 30.9
- B RUNNER 30.11
- C RUNNER 35.7
- D RUNNER 35.8
- E RUNNER 40.13



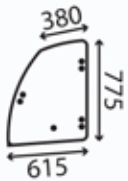
Window, cabin LH door upper
Rear; flat; green tinted

Used on machine type: A, B, C, D, E

REF 164TA3844

Used on: DIECI SAMSON

- A SAMSON 40.11
- B SAMSON 45.8
- C SAMSON 70.10



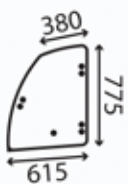
Window, cabin LH door upper
Rear; flat; green tinted

Used on machine type: A, B, C

REF 164TA3844

Used on: DIECI ZEUS

- A ZEUS 33.11
- B ZEUS 35.10
- C ZEUS 37.7
- D ZEUS 37.8



Window, cabin LH door upper
Rear; flat; green tinted

Used on machine type: A, B, C, D

REF 164TA3844



Used on: DYNAPAC

Model	Series
CA302 D	CA302 D

Used on: DYNAPAC

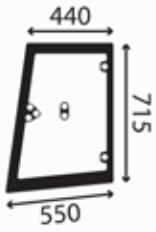




Used on: DYNAPAC

Used on: DYNAPAC CA302 D

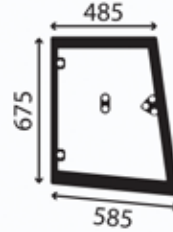
A CA302 D



Window, cabin LH door upper
LH; upper; opening; flat; green tinted

Used on machine type: A

REF 164TA3845



Window, cabin side upper
RH; front; opening; flat; green tinted

Used on machine type: A

REF 165TA3391



Used on: FORD			
Model	Series	Model	Series
550	FORD-1	E20.2 SR	FORD-4
555	FORD-1	E200 SR	FORD-5
555 B	FORD-2	E215 B	FORD-6
555 C	FORD-2	E215 B CIS	FORD-6
555 D	FORD-2	E215 C ROPS	FORD-11
575 D	FORD-2	E22.2 SR	FORD-4
655	FORD-1	E225 BSR	FORD-13
655 C	FORD-2	E235 BSR	FORD-13
655 D	FORD-2	E235 SR	FORD-5
675 D	FORD-2	E245 B	FORD-6
B100 B	FORD-3	E245 C ROPS	FORD-11
B100 BLR	FORD-3	E26 BSR	FORD-4
B100 BTC	FORD-3	E265 BAF-ME	FORD-6
B100 C	FORD-3	E265 BCIS	FORD-6
B100 CLR	FORD-3	E265 C ROPS	FORD-11
B100 CTC	FORD-3	E27.2 SR	FORD-4
B110	FORD-3	E29 BSR	FORD-4
B110 B	FORD-3	E30.2 SR	FORD-4
B110 BTC	FORD-3	E305 B	FORD-6
B110 C	FORD-3	E305 B ROPS	FORD-11
B110 CTC	FORD-3	E305 C ROPS	FORD-11
B115	FORD-3	E35 BSR	FORD-4
B115 B	FORD-3	E35.2 SR	FORD-4
B115 C	FORD-3	E385 B	FORD-6
B90 B	FORD-3	E385 B ROPS	FORD-11
B90 BLR	FORD-3	E385 BAF-ME	FORD-6
B95 B	FORD-3	E385 BCIS	FORD-6
B95 BLR	FORD-3	E385 C ROPS	FORD-11
B95 BTC	FORD-3	E39 BSR	FORD-4
B95 C	FORD-3	E40.2 SR	FORD-4
B95 CLR	FORD-3	E45 BSR	FORD-4
B95 CTC	FORD-3	E485 B	FORD-6
E115 SR	FORD-5	E485 B ROPS	FORD-6
E135 B	FORD-6	E50 BSR	FORD-4
E135 BSR	FORD-13	E50.2 SR	FORD-4
E135 BSR ROPS	FORD-14	E55 B	FORD-4
E135 SR	FORD-5	E70 BSR	FORD-13
E150 BLADE RUNNER	FORD-7	E70 BSR ROPS	FORD-14
E150 BSR ROPS	FORD-14	E70 SR	FORD-12
E16	FORD-8	E80 BMSR	FORD-13
E16 B	FORD-9	E80 BMSR ROPS	FORD-14
E175 B	FORD-6	E80 MSR	FORD-12
E175 C ROPS	FORD-11	E805	FORD-15
E18	FORD-8	E805 TIER 3	FORD-16
E18 B	FORD-9	LB110	FORD-3
E18 SR	FORD-10	LB110 B	FORD-3
E195 B	FORD-6	LB115	FORD-3
E195 C ROPS	FORD-11	LB115 B	FORD-3




Used on: FORD

Used on: FORD			
Model	Series	Model	Series
LB75	FORD-3	LM425 A	FORD-17
LB75 B	FORD-3	LM430	FORD-17
LB85	FORD-3	LM435 A	FORD-17
LB85 B	FORD-3	LM445 A	FORD-17
LB90	FORD-3	LM5040	FORD-18
LB90 B	FORD-3	LM5060	FORD-18
LB95	FORD-3	LM5080	FORD-18
LB95 B	FORD-3	LM630	FORD-17
LM1060	FORD-18	LM640	FORD-17
LM1330	FORD-18	MH CITY	FORD-19
LM1330 TURBO	FORD-18	MH PLUS	FORD-19
LM1333	FORD-18	MH5.6	FORD-19
LM1333 TURBO	FORD-18	MH6.6 INDUSTRY	FORD-19
LM1340	FORD-18	MH8.6	FORD-19
LM1340 TURBO	FORD-18	MH8.6 INDUSTRY	FORD-19
LM1343 TURBO	FORD-18	TLB75	FORD-3
LM1345 TURBO	FORD-18	TLB85	FORD-3
LM1440	FORD-18	TLB95	FORD-3
LM1443 TURBO	FORD-18	W50 BTC	FORD-20
LM1445 TURBO	FORD-18	W50 TC	FORD-20
LM1740	FORD-18	W60 BTC	FORD-20
LM1745 TURBO	FORD-18	W60 TC	FORD-20
LM410	FORD-17	W70 BTC	FORD-20
LM415 A	FORD-17	W70 TC	FORD-20
LM420	FORD-17	W80 BTC	FORD-20
LM425	FORD-17	W80 TC	FORD-20



Used on: FORD-1

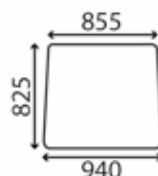
- A 550
- B 555
- C 655



Gas spring, cabin door

Used on machine type: A, B, C

REF 165TA3479

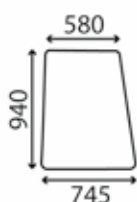


Window, cabin rear

Upper; flat; clear

Used on machine type: A, B, C

REF 166TA2453



Window, cabin side

Rear; flat; clear

Used on machine type: A, B, C

REF 166TA2457



Window, cabin rear

Lower; flat; clear

Used on machine type: A, B, C

REF 166TA2459



Window, cabin door lower

LH; flat; clear

Used on machine type: A, B, C

REF 166TA2465

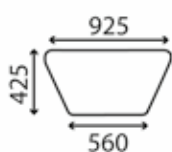


Window, cabin side lower

RH; front; lower; flat; clear

Used on machine type: A, B, C

REF 166TA2467

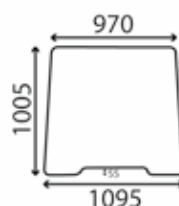


Window, cabin rear

Lower; flat; clear

Used on machine type: A, B, C

REF 166TA2469

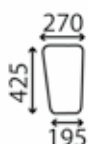


Window, cabin front

Flat; clear

Used on machine type: A, B, C

REF 166TA2477

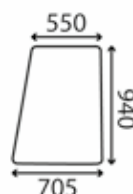


Window, cabin front lower

Front; lower; flat; clear

Used on machine type: A, B, C

REF 166TA2479



Window, cabin door upper

Side; flat; clear

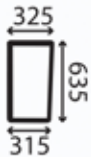
Used on machine type: A, B, C

REF 166TA2480



Used on: FORD-2

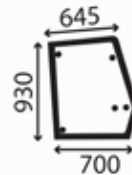
- A 555 B
- B 555 C
- C 555 D
- D 575 D
- E 655 C
- F 655 D
- G 675 D



Window, cabin front lower
RH; front; lower; flat; green tinted

Used on machine type: A, B, C, D, E, F, G

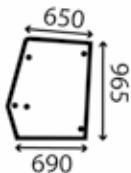
REF 164TA4475



Window, cabin RH door upper
RH; upper; flat; green tinted

Used on machine type: A, B, C, D, E, F, G

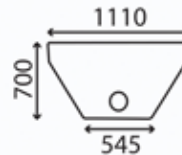
REF 164TA4478



Window, cabin LH door upper
LH; upper; flat; green tinted

Used on machine type: A, B, C, D, E, F, G

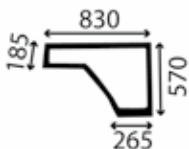
REF 164TA4480



Window, cabin rear
Lower; flat; green tinted

Used on machine type: A, B, C, D, E, F, G

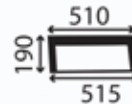
REF 164TA4495



Window, cabin side lower
LH; lower; flat; green tinted

Used on machine type: A, B, C, D, E, F, G

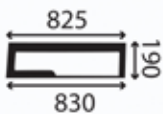
REF 166TA2346



Window, cabin side upper
RH; rear; upper; flat; green tinted

Used on machine type: A, B, C, D, E, F, G

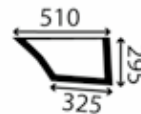
REF 166TA2348



Window, cabin side upper
LH; rear; upper; flat; green tinted

Used on machine type: A, B, C, D, E, F, G

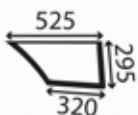
REF 166TA2350



Window, cabin side lower
RH; rear; lower; flat; green tinted

Used on machine type: A, B, C, D, E, F, G

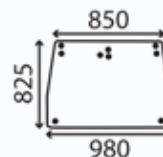
REF 166TA2354



Window, cabin side lower
LH; rear; lower; flat; green tinted

Used on machine type: A, B, C, D, E, F, G

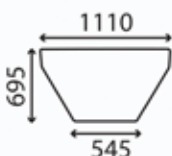
REF 166TA2356



Window, cabin rear
Flat; green tinted

Used on machine type: A, B, C, D, E, F, G

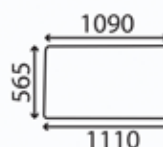
REF 166TA2358



Window, cabin rear
Lower; flat; green tinted

Used on machine type: A, B, C, D, E, F, G

REF 166TA2360



Window, cabin rear
Lower; flat; green tinted

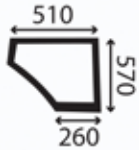
Used on machine type: A, B, C, D, E, F, G

REF 166TA2362



Used on: FORD-2

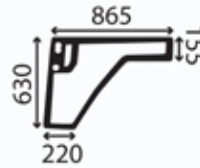
- A 555 B
- B 555 C
- C 555 D
- D 575 D
- E 655 C
- F 655 D
- G 675 D



Window, cabin side lower
RH; lower; flat; green tinted

Used on machine type: A, B, C, D, E, F, G

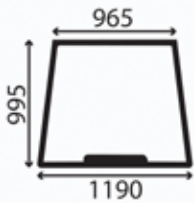
REF 166TA2443



Window, cabin LH door lower
LH; lower; flat; green tinted

Used on machine type: A, B, C, D, E, F, G

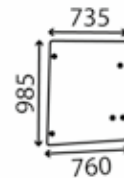
REF 166TA2451



Window, cabin front
Flat; green tinted

Used on machine type: A, B, C, D, E, F, G

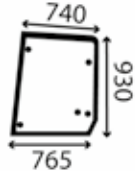
REF 166TA2452



Window, cabin side upper
Upper; flat; green tinted

Used on machine type: A, B, C, D, E, F, G

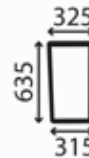
REF 166TA2454



Window, cabin side upper
LH; upper; flat; green tinted

Used on machine type: A, B, C, D, E, F, G

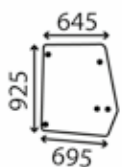
REF 166TA2456



Window, cabin front lower
LH; front; lower; flat; green tinted

Used on machine type: A, B, C, D, E, F, G

REF 166TA2461



Window, cabin RH door upper
RH; upper; flat; green tinted

Used on machine type: A, B, C, D, E, F, G

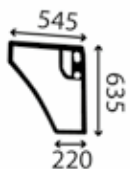
REF 166TA2474



Window, cabin LH door upper
LH; upper; flat; green tinted

Used on machine type: A, B, C, D, E, F, G

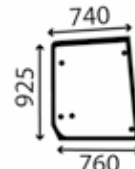
REF 166TA2476



Window, cabin RH door lower
RH; lower; flat; green tinted

Used on machine type: A, B, C, D, E, F, G

REF 166TA2478



Window, cabin side upper
RH; upper; flat; green tinted

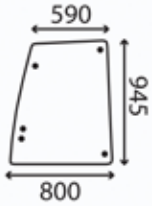
Used on machine type: A, B, C, D, E, F, G

REF 166TA2481



Used on: FORD-3

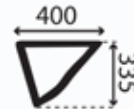
A B90 B	K B100 BTC	U B115 B	AE LB110
B B90 BLR	L B100 C	V B115 C	AF LB110 B
C B95 B	M B100 CLR	W LB75	AG LB115
D B95 BLR	N B100 CTC	X LB75 B	AH LB115 B
E B95 BTC	O B110	Y LB85	AI TLB75
F B95 C	P B110 B	Z LB85 B	AJ TLB85
G B95 CLR	Q B110 BTC	AA LB90	AK TLB95
H B95 CTC	R B110 C	AB LB90 B	
I B100 B	S B110 CTC	AC LB95	
J B100 BLR	T B115	AD LB95 B	



Window, cabin door upper
Flat; green tinted

Used on machine type: A, B, C, D, E, F, G, H, I, J, K, L, M, N, O, P, Q, R, S, T, U, V, W, X, Y, Z, AA, AB, AC, AD, AE, AF, AG, AH, AI, AJ, AK

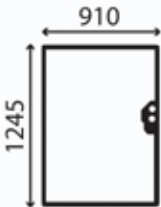
REF 165TA3480



Window, cabin side lower
RH; flat; green tinted

Used on machine type: A, B, C, D, E, F, G, H, I, J, K, L, M, N, O, P, Q, R, S, T, U, V, W, X, Y, Z, AA, AB, AC, AD, AE, AF, AG, AH, AI, AJ, AK

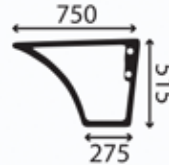
REF 166TA2326



Window, cabin rear
Flat; green tinted

Used on machine type: A, B, C, D, E, F, G, H, I, J, K, L, M, N, O, P, Q, R, S, T, U, V, W, X, Y, Z, AA, AB, AC, AD, AE, AF, AG, AH, AI, AJ, AK

REF 166TA2328



Window, cabin RH door lower
Flat; green tinted

Used on machine type: A, B, C, D, E, F, G, H, I, J, K, L, M, N, O, P, Q, R, S, T, U, V, W, X, Y, Z, AA, AB, AC, AD, AE, AF, AG, AH, AI, AJ, AK

REF 166TA2330



Gas spring, cabin rear window

Used on machine type: A, B, C, D, E, F, G, H, I, J, K, L, M, N, O, P, Q, R, S, T, U, V, W, X, Y, Z, AA, AB, AC, AD, AE, AF, AG, AH, AI, AJ, AK

REF 166TA2340



Window, cabin LH door lower
Flat; green tinted

Used on machine type: A, B, C, D, E, F, G, H, I, J, K, L, M, N, O, P, Q, R, S, T, U, V, W, X, Y, Z, AA, AB, AC, AD, AE, AF, AG, AH, AI, AJ, AK

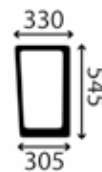
REF 166TA2509



Window, cabin front lower
RH; flat; green tinted

Used on machine type: A, B, C, D, E, F, G, H, I, J, K, L, M, N, O, P, Q, R, S, T, U, V, W, X, Y, Z, AA, AB, AC, AD, AE, AF, AG, AH, AI, AJ, AK

REF 166TA2528



Window, cabin front lower
LH; flat; green tinted

Used on machine type: A, B, C, D, E, F, G, H, I, J, K, L, M, N, O, P, Q, R, S, T, U, V, W, X, Y, Z, AA, AB, AC, AD, AE, AF, AG, AH, AI, AJ, AK

REF 166TA2529



Window, cabin side lower
LH; flat; green tinted

Used on machine type: A, B, C, D, E, F, G, H, I, J, K, L, M, N, O, P, Q, R, S, T, U, V, W, X, Y, Z, AA, AB, AC, AD, AE, AF, AG, AH, AI, AJ, AK

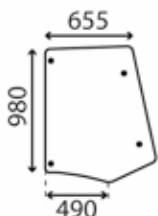
REF 166TA2533



Gas spring, cabin door
410 N; length: 2150,00 mm

Used on machine type: A, B, C, D, E, F, G, H, I, J, K, L, M, N, O, P, Q, R, S, T, U, V, W, X, Y, Z, AA, AB, AC, AD, AE, AF, AG, AH, AI, AJ, AK

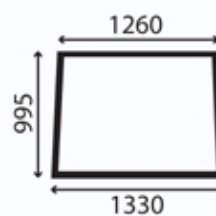
REF 166TA2535



Window, cabin side upper
Flat; green tinted

Used on machine type: A, B, C, D, E, F, G, H, I, J, K, L, M, N, O, P, Q, R, S, T, U, V, W, X, Y, Z, AA, AB, AC, AD, AE, AF, AG, AH, AI, AJ, AK

REF 166TA2537



Window, cabin front
Curved; green tinted

Used on machine type: A, B, C, D, E, F, G, H, I, J, K, L, M, N, O, P, Q, R, S, T, U, V, W, X, Y, Z, AA, AB, AC, AD, AE, AF, AG, AH, AI, AJ, AK

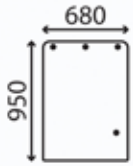
REF 166TA2545



Used on: FORD-4

A E20.2 SR
 B E22.2 SR
 C E26 BSR
 D E27.2 SR
 E E29 BSR
 F E30.2 SR
 G E35 BSR
 H E35.2 SR
 I E39 BSR
 J E40.2 SR

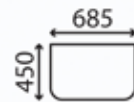
K E45 BSR
 L E50 BSR
 M E50.2 SR
 N E55 B



Window, cabin front upper
 Opening; curved; green tinted

Used on machine type: A, B, C, D, E, F, G, H, I, J, K, L, M, N

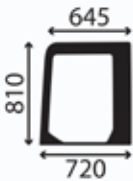
REF 164TA5240



Window, cabin front lower
 Flat; green tinted

Used on machine type: A, B, C, D, E, F, G, H, I, J, K, L, M, N

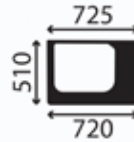
REF 164TA5241



Window, cabin LH door upper
 Curved; green tinted

Used on machine type: A, B, C, D, E, F, G, H, I, J, K, L, M, N

REF 164TA5242



Window, cabin LH door lower
 Curved; green tinted

Used on machine type: A, B, C, D, E, F, G, H, I, J, K, L, M, N

REF 164TA5243



Window, cabin side
 LH; curved; green tinted

Used on machine type: A, B, C, D, E, F, G, H, I, J, K, L, M, N

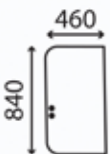
REF 164TA5244



Window, cabin side
 RH; front; sliding; flat; green tinted

Used on machine type: A, B, C, D, E, F, G, H, I, J, K, L, M, N

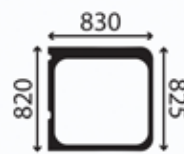
REF 164TA5245



Window, cabin side
 RH; rear; sliding; flat; green tinted

Used on machine type: A, B, C, D, E, F, G, H, I, J, K, L, M, N

REF 164TA5246



Window, cabin rear

Used on machine type: A, B, C, D, E, F, G, H, I, J, K, L, M, N

REF 164TA5247



Used on: FORD-5

- A E115 SR
- B E135 SR
- C E200 SR
- D E235 SR



Window, cabin LH door lower
LH; lower; flat; green tinted

Used on machine type: A, B, C, D

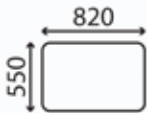
REF 164TA5261



Window, cabin side
LH; flat; green tinted

Used on machine type: A, B, C, D

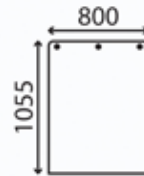
REF 166TA2369



Window, cabin rear
Curved; green tinted

Used on machine type: A, B, C, D

REF 166TA2372



Window, cabin front
Curved; green tinted

Used on machine type: A, B, C, D

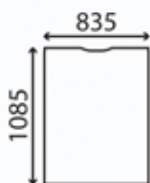
REF 166TA2374



Used on: FORD-6

A E135 B
 B E175 B
 C E195 B
 D E215 B CIS
 E E215 B
 F E245 B
 G E265 BAF-ME
 H E265 BCIS
 I E305 B
 J E385 B

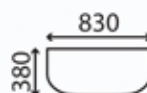
K E385 BAF-ME
 L E385 BCIS
 M E485 B
 N E485 B ROPS



Window, cabin front
 Curved; green tinted

Used on machine type: A, B, C, D, E, F, G, H, I, J, K, L, M, N

REF 164TA5248



Window, cabin front lower
 Front; lower; curved; green tinted

Used on machine type: A, B, C, D, E, F, G, H, I, J, K, L, M, N

REF 164TA5249



Window, cabin side
 LH; flat; green tinted

Used on machine type: A, B, C, D, E, F, G, H, I, J, K, L, M, N

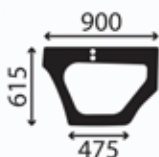
REF 164TA5251



Window, cabin side
 RH; rear; flat; green tinted

Used on machine type: A, B, C, D, E, F, G, H, I, J, K, L, M, N

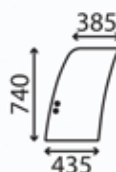
REF 164TA5252



Window, cabin LH door lower
 LH; lower; flat; green tinted

Used on machine type: A, B, C, D, E, F, G, H, I, J, K, L, M, N

REF 166TA2399



Window, cabin LH door upper
 LH; front; upper; sliding; flat; green tinted

Used on machine type: A, B, C, D, E, F, G, H, I, J, K, L, M, N

REF 166TA2413



Window, cabin LH door upper
 LH; rear; upper; sliding; flat; green tinted

Used on machine type: A, B, C, D, E, F, G, H, I, J, K, L, M, N

REF 166TA2415



Used on: FORD-7

A E150 BLADE RUNNER



Window, cabin LH door lower
LH; lower; flat; green tinted

Used on machine type: A

REF 164TA5261



Window, cabin side
LH; flat; green tinted

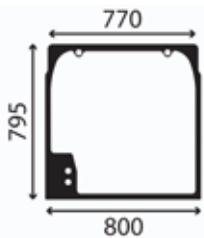
Used on machine type: A

REF 166TA2369

Used on: FORD-8

A E16

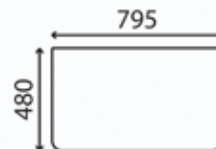
B E18



Window, cabin front
Flat; green tinted

Used on machine type: A, B

REF 164TA5232



Window, cabin front lower
Front; lower; flat; green tinted

Used on machine type: A, B

REF 164TA5233



Window, cabin side
LH; rear; flat; green tinted

Used on machine type: A, B

REF 164TA5234



Window, cabin LH door

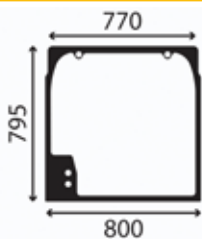
Used on machine type: A, B

REF 166TA2526



Used on: FORD-9

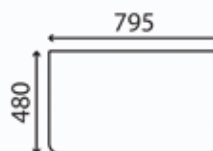
A E16 B
B E18 B



Window, cabin front
Flat; green tinted

Used on machine type: A, B

REF 164TA5232



Window, cabin front lower
Front; lower; flat; green tinted

Used on machine type: A, B

REF 164TA5233



Window, cabin LH door
Flat; clear

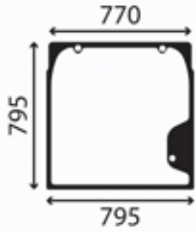
Used on machine type: A, B

REF 166TA2501



Used on: FORD-10

A E18 SR



Window, cabin front
Flat; green tinted

Used on machine type: A

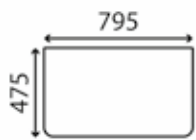
REF 164TA5145



Window, cabin side
LH; rear; flat; green tinted

Used on machine type: A

REF 164TA5234



Window, cabin front lower
Front; lower; flat; green tinted

Used on machine type: A

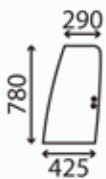
REF 164TA5235



Window, cabin LH door
Curved; green tinted

Used on machine type: A

REF 164TA5236



Window, cabin side
RH; front; sliding; flat; green tinted

Used on machine type: A

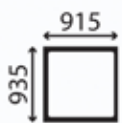
REF 164TA5237



Window, cabin side
RH; rear; sliding; flat; green tinted

Used on machine type: A

REF 164TA5238



Window, cabin rear
Curved; green tinted

Used on machine type: A

REF 164TA5239



Used on: FORD-11

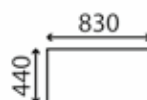
- A E175 C ROPS
- B E195 C ROPS
- C E215 C ROPS
- D E245 C ROPS
- E E265 C ROPS
- F E305 B ROPS
- G E305 C ROPS
- H E385 B ROPS
- I E385 C ROPS



Window, cabin front
Flat; green tinted

Used on machine type: A, B, C, D, E, F, G, H, I

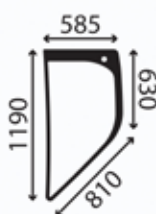
REF 164TA5254



Window, cabin front lower
Front; curved; green tinted

Used on machine type: A, B, C, D, E, F, G, H, I

REF 164TA5255



Window, cabin side
LH; flat; green tinted

Used on machine type: A, B, C, D, E, F, G, H, I

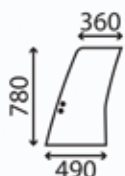
REF 164TA5260



Window, cabin rear
Flat; green tinted

Used on machine type: A, B, C, D, E, F, G, H, I

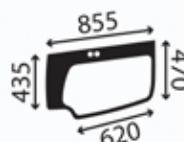
REF 166TA2424



Window, cabin LH door upper
LH; front; upper; sliding; flat; green tinted

Used on machine type: A, B, C, D, E, F, G, H, I

REF 166TA2426



Window, cabin LH door lower
LH; lower; flat; green tinted

Used on machine type: A, B, C, D, E, F, G, H, I

REF 166TA2428



Window, cabin LH door upper
LH; rear; upper; sliding; flat; green tinted

Used on machine type: A, B, C, D, E, F, G, H, I

REF 166TA2430



Used on: FORD

Used on: FORD-12

- A E70 SR
- B E80 MSR



Window, cabin LH door lower
LH; lower; flat; green tinted

Used on machine type: A, B

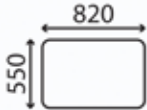
REF 164TA5261



Window, cabin side
LH; flat; green tinted

Used on machine type: A, B

REF 166TA2369



Window, cabin rear
Curved; green tinted

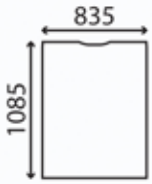
Used on machine type: A, B

REF 166TA2372



Used on: FORD-13

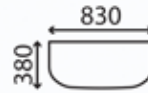
- A E70 BSR
- B E80 BMSR
- C E135 BSR
- D E225 BSR
- E E235 BSR



Window, cabin front
Curved; green tinted

Used on machine type: A, B, C, D, E

REF 164TA5248



Window, cabin front lower
Front; lower; curved; green tinted

Used on machine type: A, B, C, D, E

REF 164TA5249



Window, cabin LH door lower
LH; lower; flat; green tinted

Used on machine type: A, B, C, D, E

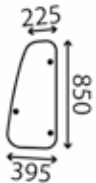
REF 164TA5250



Window, cabin side
LH; flat; green tinted

Used on machine type: A, B, C, D, E

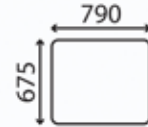
REF 164TA5251



Window, cabin side
RH; rear; flat; green tinted

Used on machine type: A, B, C, D, E

REF 164TA5252



Window, cabin rear
Curved; green tinted

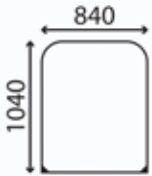
Used on machine type: A, B, C, D, E

REF 164TA5253



Used on: FORD-14

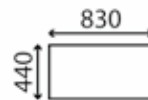
- A E70 BSR ROPS
- B E80 BMSR ROPS
- C E135 BSR ROPS
- D E150 BSR ROPS



Window, cabin front
Flat; green tinted

Used on machine type: A, B, C, D

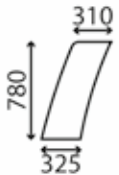
REF 164TA5254



Window, cabin front lower
Front; curved; green tinted

Used on machine type: A, B, C, D

REF 164TA5255



Window, cabin LH door upper
LH; front; upper; flat; green tinted

Used on machine type: A, B, C, D

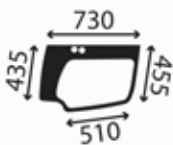
REF 164TA5256



Window, cabin LH door upper
LH; rear; upper; sliding; flat; green tinted

Used on machine type: A, B, C, D

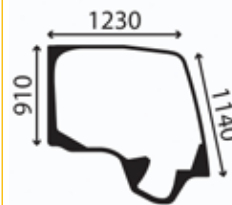
REF 164TA5257



Window, cabin LH door lower
LH; lower; flat; green tinted

Used on machine type: A, B, C, D

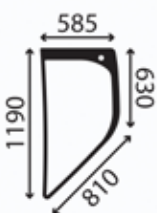
REF 164TA5258



Window, cabin side
RH; flat; green tinted

Used on machine type: A, B, C, D

REF 164TA5259



Window, cabin side
LH; flat; green tinted

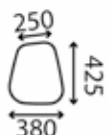
Used on machine type: A, B, C, D

REF 164TA5260



Used on: FORD-15

A E805



Window, cabin side lower
RH; curved; green tinted

Used on machine type: A

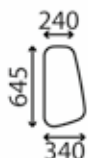
REF 164TA5284



Window, cabin LH door upper
Rear; sliding; curved; green tinted

Used on machine type: A

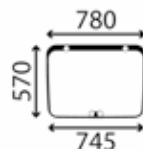
REF 166TA2317



Window, cabin side
RH; rear; curved; green tinted

Used on machine type: A

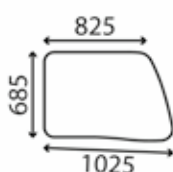
REF 166TA2323



Window, cabin rear
Curved; green tinted

Used on machine type: A

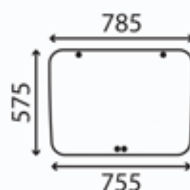
REF 166TA2329



Window, cabin RH door upper
Curved; green tinted

Used on machine type: A

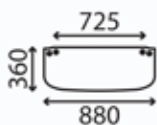
REF 166TA2331



Window, cabin rear
Curved; green tinted

Used on machine type: A

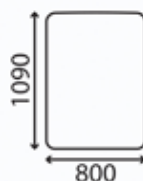
REF 166TA2332



Window, cabin front lower
Curved; green tinted

Used on machine type: A

REF 166TA2335



Window, cabin front
Flat; green tinted

Used on machine type: A

REF 166TA2483



Window, cabin side
LH; flat; green tinted

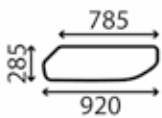
Used on machine type: A

REF 166TA2490



Used on: FORD-16

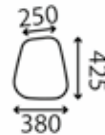
A E805 TIER 3



Window, cabin LH door lower
Flat; green tinted

Used on machine type: A

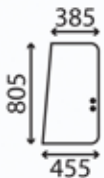
REF 164TA5266



Window, cabin side lower
RH; curved; green tinted

Used on machine type: A

REF 164TA5284



Window, cabin LH door upper
Rear; sliding; curved; green tinted

Used on machine type: A

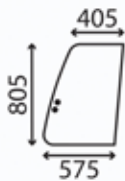
REF 166TA2318



Window, cabin side
RH; rear; curved; green tinted

Used on machine type: A

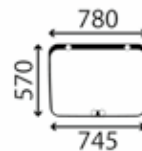
REF 166TA2323



Window, cabin LH door upper
Front; sliding; curved; green tinted

Used on machine type: A

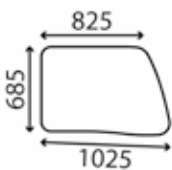
REF 166TA2327



Window, cabin rear
Curved; green tinted

Used on machine type: A

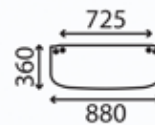
REF 166TA2329



Window, cabin RH door upper
Curved; green tinted

Used on machine type: A

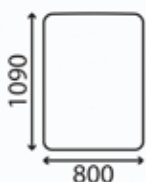
REF 166TA2331



Window, cabin front lower
Curved; green tinted

Used on machine type: A

REF 166TA2335



Window, cabin front
Flat; green tinted

Used on machine type: A

REF 166TA2483



Window, cabin side
LH; flat; green tinted

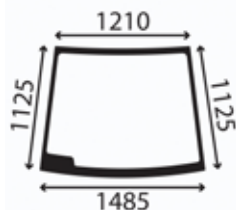
Used on machine type: A

REF 166TA2490



Used on: FORD-17

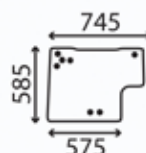
- A LM410
- B LM415 A
- C LM420
- D LM425
- E LM425 A
- F LM430
- G LM435 A
- H LM445 A
- I LM630
- J LM640



Gas spring, hood/cover
600 N; length: 585,00 mm

Used on machine type: B, E, G, H

REF 166TA2344

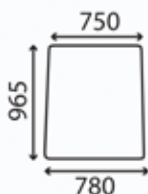


Window, cabin rear

Flat; green tinted; up to S/N 29-98-000

Used on machine type: A, C, D, F, I, J

REF 166TA2345



Window, cabin front

Curved; green tinted

Used on machine type: A, B, C, D, E, F, G, H, I, J

REF 166TA2349

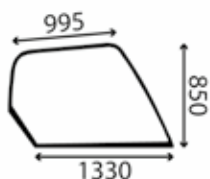


Gas spring, hood/cover RH

Rear; 100 N; length: 585,00 mm

Used on machine type: A, B, C, D, E, F, G, H, I, J

REF 166TA2353



Window, cabin side

RH; flat; green tinted

Used on machine type: A, B, C, D, E, F, G, H, I, J

REF 166TA2361



Window, cabin roof

Opening; flat; green tinted

Used on machine type: A, B, C, D, E, F, G, H, I, J

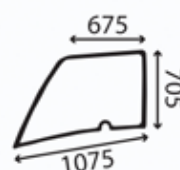
REF 166TA2363



Gas spring, cabin rear window

Used on machine type: A, B, C, D, E, F, G, H, I, J

REF 166TA2365



Window, cabin LH door

LH; curved; green tinted

Used on machine type: A, B, C, D, E, F, G, H, I, J

REF 166TA2388

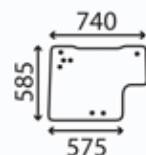


Window, cabin side

LH; flat; green tinted

Used on machine type: A, B, C, D, E, F, G, H, I, J

REF 166TA2393



Window, cabin rear

Flat; green tinted; from S/N 29-98-001

Used on machine type: A, B, C, D, E, F, G, H, I, J

REF 166TA2402



Gas spring, hood/cover
500 N; length: 585,00 mm

Used on machine type: A, C, D, F, I, J

REF 166TA2414



Gas spring, hood/cover RH

Front; 250 N; length: 585,00 mm; metal wing

Used on machine type: A, B, C, D, E, F, G, H, I, J

REF 166TA2416



Used on: FORD

Used on: FORD-17

- A LM410
- B LM415 A
- C LM420
- D LM425
- E LM425 A
- F LM430
- G LM435 A
- H LM445 A
- I LM630
- J LM640



Gas spring, hood/cover
700 N; length: 685,00 mm

Used on machine type: B, E, G, H


REF 166TA2417



Used on: FORD-18

- A LM1060
- B LM1330
- C LM1330 TURBO
- D LM1333
- E LM1333 TURBO
- F LM1340
- G LM1340 TURBO
- H LM1343 TURBO
- I LM1345 TURBO
- J LM1440

- K LM1443 TURBO
- L LM1445 TURBO
- M LM1740
- N LM1745 TURBO
- O LM5040
- P LM5060
- Q LM5080



Window, cabin side
RH; front; flat; green tinted

Used on machine type: F, J, M

REF 164TA5226



Window, cabin LH door
LH; flat; green tinted

Used on machine type: B, C, D, E, F, J, M

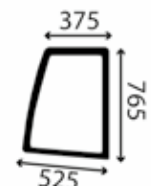
REF 164TA5227



Window, cabin LH door upper

Used on machine type: F, J, M

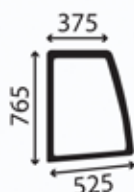
REF 164TA5228



Window, cabin side
RH; rear; flat; green tinted

Used on machine type: F, J, M

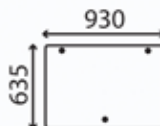
REF 164TA5230



Window, cabin side
LH; rear; flat; green tinted

Used on machine type: F, J, M

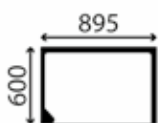
REF 164TA5231



Window, cabin rear

Used on machine type: F, J, M

REF 164TA5264



Window, cabin roof
Opening; flat; green tinted

Used on machine type: A, B, C, D, E, F, G, H, I, J, K, L, M, N, O, P, Q

REF 166TA2347



Window, cabin side
RH; flat; green tinted

Used on machine type: A, B, C, D, E, F, G, H, I, J, K, L, M, N, O, P, Q

REF 166TA2355



Window, cabin LH door upper

Used on machine type: A, B, C, D, E, F, G, H, I, J, K, L, M, N, O, P, Q

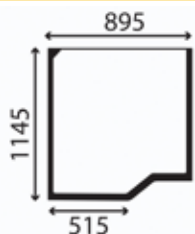
REF 166TA2367



Window, cabin side
LH; rear; flat; green tinted

Used on machine type: A, B, C, D, E, F, G, H, I, J, K, L, M, N, O, P, Q

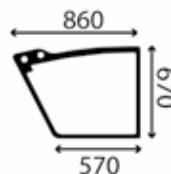
REF 166TA2371



Window, cabin front
Curved; green tinted

Used on machine type: A, B, C, D, E, F, G, H, I, J, K, L, M, N, O, P, Q

REF 166TA2419



Window, cabin LH door lower
Flat; green tinted

Used on machine type: A, B, C, D, E, F, G, H, I, J, K, L, M, N, O, P, Q

REF 166TA2421



Used on: FORD-18

A	LM1060	K	LM1443 TURBO
B	LM1330	L	LM1445 TURBO
C	LM1330 TURBO	M	LM1740
D	LM1333	N	LM1745 TURBO
E	LM1333 TURBO	O	LM5040
F	LM1340	P	LM5060
G	LM1340 TURBO	Q	LM5080
H	LM1343 TURBO		
I	LM1345 TURBO		
J	LM1440		

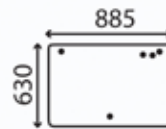


Window, cabin side

LH; front; flat; green tinted

Used on machine type: A, B, C, D, E, F, G, H, I, J, K, L, M, N, O, P, Q

REF 166TA2423

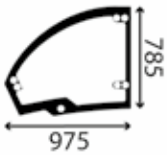


Window, cabin rear

Flat; green tinted

Used on machine type: A, B, C, D, E, F, G, H, I, J, K, L, M, N, O, P, Q

REF 166TA2425



Window, cabin LH door upper

Flat; green tinted

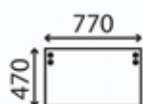
Used on machine type: O, P, Q

REF 166TA2427



Used on: FORD-19

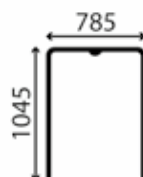
- A MH CITY
- B MH PLUS
- C MH5.6
- D MH6.6 INDUSTRY
- E MH8.6
- F MH8.6 INDUSTRY



Window, cabin front lower
Front; lower; curved; green tinted

Used on machine type: A, B, C, D, E, F

REF 166TA2319



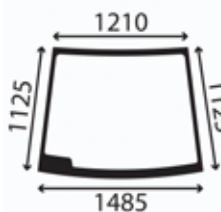
Window, cabin front
Curved; green tinted

Used on machine type: A, B, C, D, E, F

REF 166TA2534

Used on: FORD-20

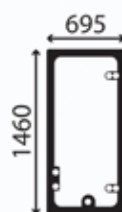
- A W50 BTC
- B W50 TC
- C W60 BTC
- D W60 TC
- E W70 BTC
- F W70 TC
- G W80 BTC
- H W80 TC



Gas spring, hood/cover
600 N; length: 585,00 mm

Used on machine type: A, B, C, D, E, F, G, H

REF 166TA2344



Window, cabin LH door
LH; flat; green tinted

Used on machine type: A, B, C, D, E, F, G, H

REF 166TA2435



Used on: GENIE

Used on: GENIE

Model	Series	Model	Series
GTH 1544	GTH - GYRO	GTH-4017 EX	GTH - GYRO
GTH-1256	GTH - GYRO	GTH-4017 SX	GTH - GYRO
GTH-3512 SX	GTH-SX	GTH-4018	GTH - GYRO
GTH-3713	GTH 3713	GTH-4018 SR	GTH - GYRO
GTH-3713 SX	GTH - GYRO	GTH-4514	GTH - GYRO
GTH-4010	GTH - GYRO	GTH-4514 EX	GTH - GYRO
GTH-4010 SX	GTH-SX	GTH-4515 AU	GTH - GYRO
GTH-4013	GTH - GYRO	GTH-5021 R	GTH - GYRO
GTH-4013 AU	GTH - GYRO	GTH-5022 R	GTH - GYRO
GTH-4013 EX	GTH - GYRO	GTH-5519	GTH 5519
GTH-4013 SX	GTH - GYRO	GTH-6025 ER	GTH - GYRO
GTH-4014	GTH - GYRO	GYRO-4020	GTH - GYRO
GTH-4016 SR	GTH - GYRO	GYRO-4518	GTH - GYRO
GTH-4017	GTH - GYRO		



Used on: GENIE GTH - GYRO

A	GTH-1544	K	GTH-4017	U	GTH-6025 ER
B	GTH-1256	L	GTH-4017 EX	V	GYRO-4020
C	GTH-3713 SX	M	GTH-4017 SX	W	GYRO-4518
D	GTH-4010	N	GTH-4018		
E	GTH-4013	O	GTH-4018 SR		
F	GTH-4013 AU	P	GTH-4514		
G	GTH-4013 EX	Q	GTH-4514 EX		
H	GTH-4013 SX	R	GTH-4515 AU		
I	GTH-4014	S	GTH-5021 R		
J	GTH-4016 SR	T	GTH-5022 R		

Used on: GENIE



Window, cabin LH door upper

LH; upper; flat; green tinted

Used on machine type: A, B, C, D, E, F, G, H, I, J, K, L, M, N, O, P, Q, R, S, T, U, V, W

REF 164TA5182



Used on: GENIE GTH 3713

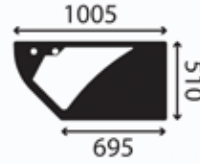
A GTH-3713



Window, cabin LH door upper
LH; upper; flat; green tinted

Used on machine type: A

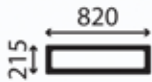
REF 164TA5182



Window, cabin LH door lower
Flat; green tinted

Used on machine type: A

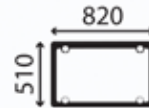
REF 165TA3320



Window, cabin rear
Lower; flat; green tinted

Used on machine type: A

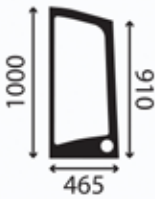
REF 166TA2070



Window, cabin rear
Flat; green tinted

Used on machine type: A

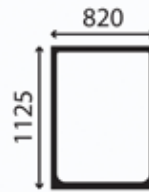
REF 166TA2071



Window, cabin side
LH; flat; green tinted

Used on machine type: A

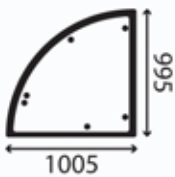
REF 166TA2072



Window, cabin front
Curved; green tinted

Used on machine type: A

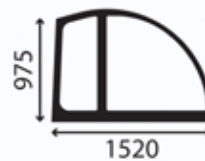
REF 166TA2073



Window, cabin LH door upper
Flat; green tinted

Used on machine type: A

REF 166TA2076



Window, cabin side
RH; flat; green tinted

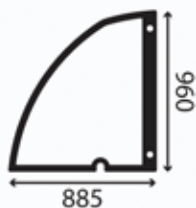
Used on machine type: A

REF 166TA2078



Used on: GENIE GTH 5519

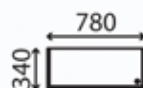
A GTH-5519



Window, cabin LH door upper
Flat; clear

Used on machine type: A

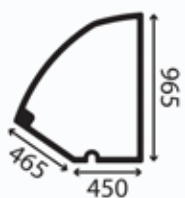
REF 165TA3319



Window, cabin roof
Curved; clear

Used on machine type: A

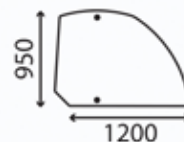
REF 166TA2022



Window, cabin LH door upper
Flat; clear

Used on machine type: A

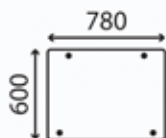
REF 166TA2028



Window, cabin side
RH; flat; clear

Used on machine type: A

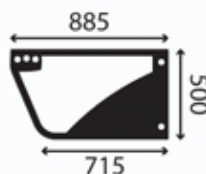
REF 166TA2041



Window, cabin rear
Flat; clear

Used on machine type: A

REF 166TA2046



Window, cabin LH door lower
Flat; clear

Used on machine type: A

REF 166TA2064



Used on: GENIE GTH-SX

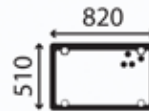
- A GTH-3512 SX
- B GTH-4010 SX



Window, cabin LH door upper
LH; upper; flat; green tinted

Used on machine type: A, B

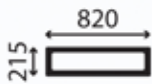
REF 164TA5182



Window, cabin rear
Flat; green tinted

Used on machine type: A, B

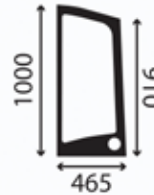
REF 166TA2045



Window, cabin rear
Lower; flat; green tinted

Used on machine type: A, B

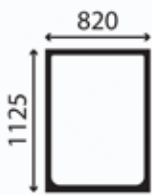
REF 166TA2070



Window, cabin side
LH; flat; green tinted

Used on machine type: A, B

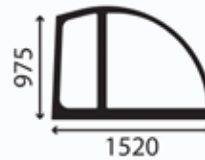
REF 166TA2072



Window, cabin front
Curved; green tinted

Used on machine type: A, B

REF 166TA2073



Window, cabin side
RH; flat; green tinted

Used on machine type: A, B

REF 166TA2078



Used on: HAULOTTE

Model	Series
HTL3210	HTL-2
HTL3510	HTL-2
HTL3614	HTL-1
HTL3617	HTL-1

Model	Series
HTL4010	HTL-2
HTL4014	HTL-1
HTL4017	HTL-1

Used on: HAULOTTE



Used on: HAULOTTE HTL-1

- A HTL3614
- B HTL3617
- C HTL4014
- D HTL4017

Window, cabin LH door upper

Used on machine type: A, B, C, D

REF 164TA3849

Window, cabin LH door lower
LH; lower; flat; green tinted

Used on machine type: A, B, C, D

REF 164TA3850

Window, cabin side
LH; flat; green tinted

Used on machine type: A, B, C, D

REF 164TA3851

Window, cabin LH door upper
Flat; green tinted

Used on machine type: A, B, C, D

REF 166TA2023

Window, cabin front
Curved; green tinted

Used on machine type: A, B, C, D

REF 166TA2026

Window, cabin front
Curved; green tinted

Used on machine type: C, D

REF 166TA2027

Window, cabin side
RH; flat; green tinted

Used on machine type: C, D

REF 166TA2042

Window, cabin roof
Opening; flat; green tinted

Used on machine type: A, B, C, D

REF 166TA2063

Window, cabin side
RH; flat; green tinted

Used on machine type: A, B, C, D

REF 166TA2065

Window, cabin rear
Curved; green tinted

Used on machine type: A, B, C, D

REF 166TA2068



Used on: HAULOTTE HTL-2

- A HTL3210
- B HTL3510
- C HTL4010

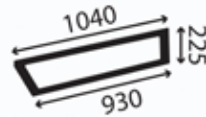
Used on: HAULOTTE



Window, cabin LH door upper

Used on machine type: A, B, C

REF 164TA3849

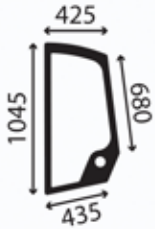


Window, cabin LH door lower

LH; lower; flat; green tinted

Used on machine type: A, B, C

REF 164TA3850



Window, cabin side

LH; flat; green tinted

Used on machine type: A, B, C

REF 164TA3851



Used on: HITACHI

Used on: HITACHI

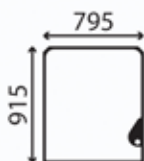
Model	Series	Model	Series
ZAXIS 17 U-2	HITACHI-1	ZAXIS 33 U-3F	HITACHI-2
ZAXIS 22 U-2	HITACHI-2	ZAXIS 40 U-3	HITACHI-2
ZAXIS 225 USR-3	HITACHI-4	ZAXIS 40 U-3F	HITACHI-2
ZAXIS 225 USRK-3	HITACHI-4	ZAXIS 48 U-3	HITACHI-2
ZAXIS 225 USRLC-3	HITACHI-4	ZAXIS 48 U-3F	HITACHI-2
ZAXIS 225 USRLCK-3	HITACHI-4	ZAXIS 85 USB-3	HITACHI-3
ZAXIS 30 U-3	HITACHI-2	ZAXIS 85 USBLC-3	HITACHI-3
ZAXIS 30 U-3F	HITACHI-2	ZAXIS 85 USBLCN-3	HITACHI-3
ZAXIS 33 U-3	HITACHI-2		



Used on: HITACHI-1

A ZAXIS 17 U-2

Used on: HITACHI



Window, cabin front
Flat; green tinted

Used on machine type: A

REF 164TA3852



Window, cabin LH door lower
LH; lower; flat; green tinted

Used on machine type: A

REF 164TA3853



Window, cabin side
LH; rear; flat; green tinted

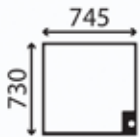
Used on machine type: A

REF 164TA3854



Used on: HITACHI-2

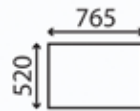
- A ZAXIS 22 U-2
- B ZAXIS 30 U-3
- C ZAXIS 30 U-3F
- D ZAXIS 33 U-3
- E ZAXIS 33 U-3F
- F ZAXIS 40 U-3
- G ZAXIS 40 U-3F
- H ZAXIS 48 U-3
- I ZAXIS 48 U-3F



Window, cabin front
Flat; green tinted

Used on machine type: A

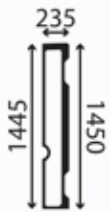
REF 164TA3855



Window, cabin front lower
Front; lower; flat; green tinted

Used on machine type: A, B, C, D, E, F, G, H, I

REF 164TA3856



Window, cabin LH door
LH; rear; flat; green tinted

Used on machine type: A, B, C, D, E, F, G, H, I

REF 164TA3857



Window, cabin LH door upper
LH; front; upper; flat; green tinted

Used on machine type: A, B, C, D, E, F, G, H, I

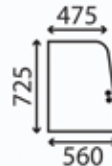
REF 164TA3858



Window, cabin LH door lower
LH; front; lower; flat; green tinted

Used on machine type: A, B, C, D, E, F, G, H, I

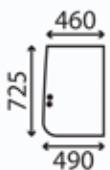
REF 164TA3859



Window, cabin side upper
RH; front; upper; sliding; flat; green tinted

Used on machine type: A, B, C, D, E, F, G, H, I

REF 164TA3860



Window, cabin side upper
RH; rear; upper; sliding; flat; green tinted

Used on machine type: A, B, C, D, E, F, G, H, I

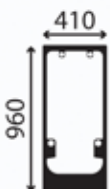
REF 164TA3861



Window, cabin side lower
RH; lower; flat; green tinted

Used on machine type: A, B, C, D, E, F, G, H, I

REF 164TA3862



Window, cabin rear
Flat; green tinted

Used on machine type: A

REF 164TA3863



Window, cabin rear
Flat; green tinted

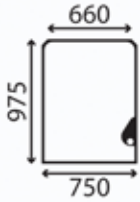
Used on machine type: B, C, D, E, F, G, H, I

REF 164TA3864



Used on: HITACHI-3

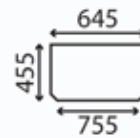
- A ZAXIS 85 USB-3
- B ZAXIS 85 USBLC-3
- C ZAXIS 85 USBLCN-3



Window, cabin front
Flat; green tinted

Used on machine type: A, B, C

REF 164TA3865



Window, cabin front lower
Front; lower; flat; green tinted

Used on machine type: A, B, C

REF 164TA3866



Window, cabin LH door
LH; flat; green tinted

Used on machine type: A, B, C

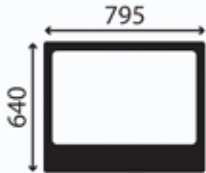
REF 164TA3867



Window, cabin side
RH; flat; green tinted

Used on machine type: A, B, C

REF 164TA3868



Window, cabin rear
Flat; green tinted

Used on machine type: A, B, C

REF 164TA3869



Used on: HITACHI-4

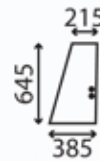
- A ZAXIS 225 USR-3
- B ZAXIS 225 USRK-3
- C ZAXIS 225 USRLC-3
- D ZAXIS 225 USRLCK-3



Window, cabin LH door upper
LH; front; upper; curved; green tinted

Used on machine type: A, B, C, D

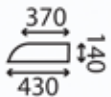
REF 164TA3870



Window, cabin LH door upper
LH; rear; upper; sliding; curved; green tinted

Used on machine type: A, B, C, D

REF 164TA3871



Window, cabin LH door upper
LH; upper; flat; green tinted

Used on machine type: A, B, C, D

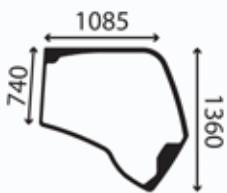
REF 164TA3872



Window, cabin LH door lower
LH; lower; flat; green tinted

Used on machine type: A, B, C, D

REF 164TA3873



Window, cabin side
RH; flat; green tinted

Used on machine type: A, B, C, D

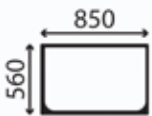
REF 164TA3874



Window, cabin side
LH; flat; green tinted

Used on machine type: A, B, C, D

REF 164TA3875



Window, cabin rear
Flat; green tinted

Used on machine type: A, B, C, D

REF 164TA3876



Used on: HYUNDAI

Model	Series
ROBEX 55W-9	ROBEX
ROBEX 60CR	ROBEX

Model	Series
ROBEX 60CR-9	ROBEX

Used on: HYUNDAI





Used on: HYUNDAI ROBEX

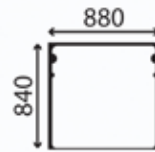
- A ROBEX 55W-9
- B ROBEX 60CR
- C ROBEX 60CR-9



Window, cabin door upper
Front; sliding; flat; green tinted

Used on machine type: A, B, C

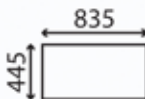
REF 164TA4953



Window, cabin front
Flat; clear

Used on machine type: A, B, C

REF 164TA5183



Window, cabin front lower
Front; lower; flat; green tinted

Used on machine type: A, B, C

REF 164TA5184



Window, cabin door upper
Flat; green tinted

Used on machine type: A, B, C

REF 164TA5185



Window, cabin door lower
Flat; green tinted

Used on machine type: A, B, C

REF 164TA5186



Window, cabin side
Rear; flat; green tinted

Used on machine type: A, B, C

REF 164TA5187



Window, cabin door lower
Flat; green tinted

Used on machine type: A, B, C

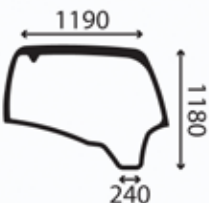
REF 165TA3424



Window, cabin side
Side; flat; green tinted

Used on machine type: A, B, C

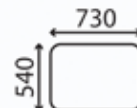
REF 165TA3425



Window, cabin side
RH; flat; green tinted

Used on machine type: A, B, C

REF 165TA3426



Window, cabin rear
Flat; green tinted

Used on machine type: A, B, C

REF 165TA3427



Window, cabin door upper
Front; sliding; flat; green tinted

Used on machine type: A, B, C

REF 165TA3428



Window, cabin door upper
Side; rear; sliding; flat; green tinted

Used on machine type: A, B, C

REF 165TA3429



Used on: JCB	
Model	Series
1CX 00727000-00727999/00751000-00751599/00807553-00808999/01050000-01051999/01298000-01299998	JCB-19
1CX CABLEMASTER 00727000-00727999	JCB-19
1CX HF 00727000-00727999/00751000-00751599/00807553-00808999/01050000-01051999/01298000-01299998	JCB-19
214 E 00960000-00989999/01327000-01349999/01616000-01625999/01705500-01709999	JCB-15
2CX 00489696-00499999/00655030-00656999/00657000-00659598/00659599-00659999/00760001-00764999/00920001-00929999/00930001-00930001/00930001-00959999/00959999-00959999/00960000-00989999/01327000-01349999/01616000-01625999	JCB-15
2CX AM LE 00480600-00489695	JCB-15
2CX FARMMASTER 00659599-00659999/00760001-00764999	JCB-15
2CX FARMMASTER 00659599-00659999/00760001-00764999/00657000-00659598	JCB-21
2CX FM LE 00480600-00489695	JCB-15
2CX L 00489696-00499999/00655030-00656999/00657000-00659598/00659599-00659999/00760001-00764999/00920001-00929999/00930001-00959999/00960000-00989999/01327000-01349999/01616000-01625999/01705500-01709999	JCB-15
2CX L LE 00480600-00489695	JCB-15
2CX LE 00480600-00489695	JCB-15
2CX S 00930001-00959999/00960000-00989999/01327000-01349999/01616000-01625999/01705500-01709999	JCB-15
2CX SL 00930001-00959999/00960000-00989999/01327000-01349999/01616000-01625999/01705500-01709999	JCB-15
2CX SM 00930001-00959999/00960000-00989999/01327000-01349999/01616000-01625999/01705500-01709999	JCB-15
2CX U 00489696-00499999/00920001-00929999	JCB-15
2CX U LE 00480600-00489695	JCB-15
2CX UTILITY 00960000-00989999/01327000-01349999/01616000-01625999/01705500-01709999	JCB-15
2CX-AIRMASTER 00489696-00499999/00659599-00659999/00760001-00764999/00920001-00929999/00930001-00959999/00960000-00989999/01327000-01349999/01616000-01625999/01705500-01709999	JCB-15
2CX-AIRMASTER 00489696-00499999/00659599-00659999/00760001-00764999/00920001-00929999/00930001-00959999/00960000-00989999/01327000-01349999/01616000-01625999/01705500-01709999/00657000-00659598	JCB-21
2DX 00659249-00659999/00760001-00764999	JCB-15
2DX LE 00480600-00499999/00659249-00659999/00760001-00764999/00920001-00929999	JCB-15
3C 00960000-00989999/01327000-01349999/01616000-01625999/01705500-01709999	JCB-15
3C 14 00960000-00989999/01327000-01349999/01616000-01625999/01705500-01709999	JCB-15
3C MK3 00125001-00289999	JCB-23
3C-2 00290001-00305999/00306001-00336999	JCB-22
3C-2 00290001-00305999/00306001-00336999	JCB-64
3C-2 FRANCE 00337000-00399999	JCB-22
3C-4	JCB-64
3CN-4 00930000-00959999	JCB-24
3CX - SIDESHIFT 00460001-00499999/00469125-00499999/00920001-00927500	JCB-31
3CX (CM) - CENTREMOUNT 00460001-00499999/00920001-00929999	JCB-34
3CX 00430001-00459999	JCB-26
3CX 00430001-00459999/00930000-00959999/00960000-00989999/01297000-01297999/01327000-01349999/01616000-01625999/01705500-01709999	JCB-24
3CX 20 00400000-00430000	JCB-27
3CX 30 00400000-00430000	JCB-27
3CX 35 00400000-00430000	JCB-27
3CX 444 00430001-00459999	JCB-26
3CX 444 SUPER - SIDESHIFT 00460001-00499999/00469125-00499999/00920001-00927500	JCB-34
3CX 444S PC 00480988-00499999/00920001-00929999	JCB-43
3CX C PC 00480988-00499999/00920001-00929999	JCB-43
3CX C-4T PC 00938430-00959999	JCB-24
3CX CONTRACTOR - SIDESHIFT 00460001-00499999/00469125-00499999/00920001-00927500	JCB-34



Used on: JCB

Used on: JCB	
Model	Series
3CX CONTRACTOR 00930000-00959999	JCB-24
3CX CSM4TPC 00938430-00959999	JCB-24
3CX E 00460001-00499999/00920001-00929999	JCB-34
3CX HM 30 00400000-00430000	JCB-27
3CX HM 35 00400000-00430000	JCB-27
3CX HMT 30 00400000-00430000	JCB-27
3CX HMT 35 00400000-00430000	JCB-27
3CX MANUAL 00930000-00959999	JCB-24
3CX P/S 00930000-00959999	JCB-24
3CX PC 00480988-00499999/00920001-00929999	JCB-43
3CX S 00960000-00989999/01327000-01349999/01616000-01625999/01705500-01709999	JCB-24
3CX S-PC 00960000-00989999/01327000-01349999/01616000-01625999/01705500-01709999	JCB-24
3CX SIDESHIFT 00460001-00499999/00469125-00499999/00920001-00927500	JCB-35
3CX SM - SIDESHIFT 00460001-00499999/00469125-00499999/00920001-00927500	JCB-38
3CX SM 00430001-00459999	JCB-26
3CX SM 00430001-00459999/00930000-00959999	JCB-24
3CX SM 20 00400000-00430000	JCB-27
3CX SM 30 00400000-00430000	JCB-27
3CX SM 35 00400000-00430000	JCB-27
3CX SM 444 SUPER 00480988-00499999/00920001-00929999	JCB-38
3CX SM 444 SUPER 00480988-00499999/00920001-00929999/00930000-00959999	JCB-24
3CX SM 444S PC 00480988-00499999/00920001-00929999	JCB-43
3CX SM MANUAL 00930000-00959999	JCB-24
3CX SM P/S 00930000-00959999	JCB-24
3CX SM PC 00480988-00499999/00920001-00929999	JCB-43
3CX SM-4 00930000-00959999	JCB-24
3CX SM-4T 00480988-00499999/00920001-00929999	JCB-38
3CX SM-4T PC 00480988-00499999/00920001-00929999	JCB-43
3CX SM-4T PC 00480988-00499999/00920001-00929999/00938430-00959999	JCB-24
3CX SMT 20 00400000-00430000	JCB-28
3CX SMT 30 00400000-00430000	JCB-28
3CX SMT 35 00400000-00430000	JCB-28
3CX SUPER 00930000-00959999	JCB-24
3CX SUPER MAN 00930000-00959999	JCB-24
3CX SUPER P/S 00930000-00959999	JCB-24
3CX T 00960000-00989999/01297000-01297999/01327000-01349999/01616000-01625999/01705500-01709999	JCB-24
3CX T 20 00400000-00430000	JCB-28
3CX T 30 00400000-00430000	JCB-28
3CX T 35 00400000-00430000	JCB-28
3CX T-PC 00960000-00989999/01327000-01349999/01616000-01625999/01705500-01709999	JCB-24
3CX-2 00290001-00305999/00337000-00399999	JCB-22
3CX-2 00290001-00305999/00337000-00399999	JCB-64
3CX-2 00290001-00305999/00337000-00399999//00930000-00959999	JCB-24
3CX-2 AUSTRALIA 00290001-00305999/00306001-00336999/00337000-00399999	JCB-22
3CX-2 FRANCE 00306001-00336999/00337000-00399999	JCB-22
3CX-2 H'MASTER	JCB-64
3CX-2 H'MASTER 00306001-00336999/00337000-00399999	JCB-22
3CX-2 S'MASTER 00306001-00336999/00337000-00399999	JCB-22



Used on: JCB	
Model	Series
3CX-2 SITEMASTER	JCB-64
3CX-2 SITEMASTER 00290001-00305999	JCB-22
3CX-4 00290001-00305999/00306001-00336999/00337000-00399999/00930000-00959999	JCB-22
3CX-4 00290001-00305999/00306001-00336999/00337000-00399999/00930000-00959999//00290001-00305999/00306001-00336999/00337000-00399999/00930000-00959999	JCB-22
3CX-4 AUSTRALIA 00290001-00305999/00306001-00336999/00337000-00399999	JCB-22
3CX-4 FRANCE 00306001-00336999/00337000-00399999	JCB-22
3CX-4 H'MASTER	JCB-64
3CX-4 H'MASTER 00306001-00336999/00337000-00399999	JCB-22
3CX-4 S'MASTER 00306001-00336999/00337000-00399999	JCB-22
3CX-4 SITEMASTER	JCB-64
3CX-4 SITEMASTR 00290001-00305999	JCB-22
3CX-4 T 00480988-00499999/00920001-00929999	JCB-38
3CX-4 T PC 00480988-00499999/00920001-00929999	JCB-43
3CX-4 T PC 00480988-00499999/00920001-00929999/00938430-00959999	JCB-24
3CX-4 WS PC 00938430-00959999	JCB-24
3CX-4 WSSMPC 00938430-00938430/00938430-00959999	JCB-24
3CX-4 WSSMPC 00938430-00938430/00938430-00959999/00938430-00938430/00938430-00959999	JCB-24
3D MK3 00125001-00289999	JCB-23
3D-2	JCB-64
3D-2 00290001-00305999/00306001-00336999/00337000-00399999	JCB-22
3D-4	JCB-64
3D-4 00290001-00305999/00306001-00336999/00337000-00399999	JCB-22
3D-4 AUSTRALIA 00306001-00336999	JCB-22
3DS-2 00290001-00305999	JCB-22
3DS-4 00290001-00305999	JCB-22
406 T2 01163001-01164999	JCB-78
406 T3 01300000-01301999	JCB-78
407 BZX 00755001-00757099	JCB-20
407 BZX LE 00755001-00757099	JCB-20
407 BZX SUPER 00755001-00757099	JCB-20
407 BZX SUPER LE 00755001-00757099	JCB-20
407 ZX 00757100-00757999/01136001-01136999	JCB-20
407 ZX SUPER 00757100-00757999/01136001-01136999	JCB-20
408 BZX 00755001-00757099	JCB-20
408 ZX 00757100-00757999/01136001-01136999	JCB-20
409 01302000-01302599	JCB-78
409 BZX 00755001-00757099	JCB-20
409 BZX LE 00755001-00757099	JCB-20
409 ZX 00757100-00757999/01136001-01136999	JCB-20
410 BZX 00755301-00757599	JCB-20
410 ZX 00757600-00757999/01135001-01135999	JCB-20
411 00527850-00528049/00528050-00528999/01241500-01241999/01302600-01302999	JCB-16
411 B 00527400-00527849	JCB-16
411 B LE 00527400-00527849	JCB-16
411 BZX 00755301-00757599	JCB-20
411 ZX 00757600-00757999/01135001-01135999	JCB-20
412 S 01242000-01242499/01421800-01421999/01463500-01463999	JCB-16



Used on: JCB

Used on: JCB	
Model	Series
416 00530100-00530349/00530350-00530599/00530600-00530999/01243000-01243499/01317500-01317999/01472000-01472999	JCB-16
416 B 00529500-00530099	JCB-16
416 B LE 00529500-00530099	JCB-16
416 S 00543000-00543099/00543250-00543999/01243500-01243999	JCB-16
426 00532100-00532499/00532500-00532999/01173000-01173999	JCB-16
426 00532100-00532499/00532500-00532999/01173000-01173999/01231500-01232499	JCB-77
426 B 00533300-00533699	JCB-16
426 B LE 00531300-00531800	JCB-16
426 B-M 00531300-00531800	JCB-16
426 E 01295000-01295999	JCB-77
434 S 01244000-01244499	JCB-77
436 00533700-00534199/00534200-00534999	JCB-16
436 00533700-00534199/00534200-00534999/01305000-01305999	JCB-77
436 B 00533300-00533699	JCB-16
436 B LE 00533300-00533699	JCB-16
436 E 01410000-01410999	JCB-77
446 00540013-00540014/00540100-00540130	JCB-16
446 00540013-00540014/00540100-00540130/01181001-01181999	JCB-77
446 B 00540000-00540011	JCB-16
456 01169001-01169999	JCB-77
456 01169001-01169999/00539229-00539399/00539400-00539807	JCB-16
456 B 00539000-00539228	JCB-16
456 E 01239000-01239502/01304000-01304499	JCB-77
4C 00930000-00959999	JCB-24
4C 00930000-00959999/00430001-00459999	JCB-26
4C 00930000-00959999/00430001-00459999/00480988-00499999/00920001-00929999	JCB-38
4C 30 00400000-00430000	JCB-28
4C 35 00400000-00430000	JCB-28
4C 444 00430001-00459999	JCB-26
4C 444 00430001-00459999/00460001-00499999/00920001-00929999	JCB-38
4C 444 SUPER 00930000-00959999	JCB-24
4C PC 00480988-00499999/00920001-00929999	JCB-44
4C SUPER 00480988-00499999/00920001-00929999	JCB-38
4C TURBO 00306001-00336999	JCB-22
4C-2 TURBO	JCB-64
4C-2 TURBO 00337000-00399999	JCB-22
4C-4 T PC 00938430-00959999	JCB-24
4C-4 TURBO 00290001-00305999/00337000-00399999	JCB-22
4C-4 WS PC 00938430-00959999	JCB-24
4CN 00930000-00959999	JCB-24
4CN 00930000-00959999/00430001-00459999	JCB-26
4CN 00930000-00959999/00430001-00459999/00480988-00499999/00920001-00929999	JCB-38
4CN 30 00400000-00430000	JCB-28
4CN 35 00400000-00430000	JCB-28
4CN 444 00430001-00459999	JCB-26
4CN 444 00430001-00459999/00460001-00499999/00920001-00929999	JCB-38
4CN 444 MS 30 00400000-00430000	JCB-28
4CN 444 MS 35 00400000-00430000	JCB-28



Used on: JCB	
Model	Series
4CN 444 PS 30 00400000-00430000	JCB-28
4CN 444 PS 35 00400000-00430000	JCB-28
4CN 444 SP 30 00400000-00430000	JCB-28
4CN 444 SP 35 00400000-00430000	JCB-28
4CN 444 SUPER 00930000-00959999	JCB-24
4CN 444 SUPER 00930000-00959999/00480988-00499999/00920001-00929999	JCB-38
4CN 444S PC 00480988-00499999/00920001-00929999	JCB-44
4CN PC 00480988-00499999/00920001-00929999	JCB-44
4CN-2 00460001-00499999/00920001-00929999	JCB-38
4CN-2 00460001-00499999/00920001-00929999/00306001-00336999/00337000-00399999	JCB-22
4CN-4 00460001-00499999/00920001-00929999	JCB-38
4CN-4 00460001-00499999/00920001-00929999/00306001-00336999/00337000-00399999	JCB-22
4CN-4 T PC 00938430-00959999	JCB-24
4CN-4 WS PC 00938430-00959999	JCB-24
4CS PC 00480988-00499999/00920001-00929999	JCB-44
4CX 00960000-00989999/01327000-01349999/01616000-01625999/01705500-01709999	JCB-24
4CX 444 - CENTREMOUNT 00930000-00959999	JCB-24
4CX 444 - CENTREMOUNT 00930000-00959999/00480988-00499999/00920001-00929999	JCB-38
4CX 444 - SIDESHIFT 00460001-00499999	JCB-39
4CX 444 - SIDESHIFT 00460001-00499999/00469125-00499999	JCB-40
4CX 444 - SIDESHIFT 00460001-00499999/00469125-00499999/00920001-00927500	JCB-41
4CX 444 - SIDESHIFT 00460001-00499999/00469125-00499999/00920001-00927500/00930000-00959999	JCB-24
4CX 444 00430001-00459999	JCB-26
4CX 444 MS 20 00400000-00430000	JCB-28
4CX 444 MS 30 00400000-00430000	JCB-28
4CX 444 MS 35 00400000-00430000	JCB-28
4CX 444 PC - CENTREMOUNT SERVO 00480988-00499999/00920001-00929999	JCB-44
4CX 444 PC - SIDESHIFT SERVO 00480988-00499999/00920001-00929999	JCB-44
4CX 444 PS 20 00400000-00430000	JCB-28
4CX 444 PS 30 00400000-00430000	JCB-28
4CX 444 PS 35 00400000-00430000	JCB-28
4CX 444 S PC 00480988-00499999/00920001-00929999	JCB-44
4CX 444 SM SP 20 00400000-00430000	JCB-28
4CX 444 SM SP 30 00400000-00430000	JCB-28
4CX 444 SM SP 35 00400000-00430000	JCB-28
4CX 444 SP 20 00400000-00430000	JCB-28
4CX 444 SP 30 00400000-00430000	JCB-28
4CX 444 SP 35 00400000-00430000	JCB-28
4CX 444 SUPER - CENTREMOUNT 00460001-00499999/00469125-00499999	JCB-42
4CX 444 SUPER - CENTREMOUNT 00460001-00499999/00469125-00499999/00920001-00927500	JCB-43
4CX 444 SUPER - SIDESHIFT 00460001-00499999/00920001-00927500	JCB-43
4CX 444 SUPER 00930000-00959999	JCB-24
4CX 444 SUPER 00930000-00959999/00430001-00459999	JCB-26
4CX PC 00960000-00989999/01327000-01349999/01616000-01625999/01705500-01709999	JCB-24
4CX S-4WSPC 00938430-00959999	JCB-24
4CX S-4WSSMPC 00938430-00959999	JCB-24
4CX SM444 - SIDESHIFT 00460001-00499999/00469125-00499999/00920001-00927500	JCB-43



Used on: JCB

Used on: JCB	
Model	Series
4CX SM444 - SIDESHIFT 00460001-00499999/00469125-00499999/00920001-00927500/00460001-00499999/00469125-00499999/00920001-00927500	JCB-43
4CX SM444 00930000-00959999	JCB-24
4CX SM444 00930000-00959999/00430001-00459999	JCB-26
4CX SM444 MS 20 00400000-00430000	JCB-28
4CX SM444 MS 30 00400000-00430000	JCB-28
4CX SM444 MS 35 00400000-00430000	JCB-30
4CX SM444 PC 00480988-00499999/00920001-00929999	JCB-44
4CX SM444 PS 20 00400000-00430000	JCB-28
4CX SM444 PS 30 00400000-00430000	JCB-28
4CX SM444 PS 35 00400000-00430000	JCB-28
4CX SM444 SUPER - SIDESHIFT 00460001-00499999/00469125-00499999/00920001-00927500	JCB-43
4CX SM444 SUPER 00930000-00959999	JCB-24
4CX SM444 SUPER 00930000-00959999/00430001-00459999	JCB-26
4CX SM444S PC 00480988-00499999/00920001-00929999	JCB-44
4CX-4 WS PC 00938430-00959999	JCB-24
4CX-4 WSSMPC 00938430-00959999	JCB-24
515-40 (ROW) 01627500-01628499	JCB-12
515-40 01012000-01014999	JCB-13
520 00280300-00281662	JCB-3
520 LE 00281663-00284771	JCB-3
520 M-2 00500000-00519999/00560153-00560999	JCB-1
520 M-4 00500000-00519999/00560153-00560999	JCB-1
520 S 00279598-00280299/00280300-00281662	JCB-3
520 S LE 00281663-00284771	JCB-3
520-2 00500000-00519999/00560153-00560999	JCB-1
520-2 HL 00500000-00519999/00560153-00560999	JCB-1
520-4 00500000-00519999/00560153-00560999	JCB-1
520-4 HL 00500000-00519999/00560153-00560999	JCB-1
520-40 01014357-01014999	JCB-13
520-50 00754000-00754999/00789001-00789886	JCB-4
520-50 LE 00789887-00790999/00881000-00882999/01048000-01049999/01411000-01411999	JCB-4
520-55 00277001-00278999/00279000-00279597	JCB-3
520-55 00277001-00278999/00279000-00279597/00277001-00278999/00279000-00279597	JCB-3
520-55 FS 00277001-00278999/00279000-00280299	JCB-3
524-50 01068000-01069456	JCB-13
524-50 T2 01069457-01069548/01417000-01418024	JCB-13
524-50 T3 01418025-01419999	JCB-13
525 B-2 00272000-00273999/00276000-00276999	JCB-1
525 B-2HL 00272000-00273999/00276000-00276999	JCB-1
525 B-4 00272000-00273999/00276000-00276999	JCB-1
525 B-4HL 00272000-00273999/00276000-00276999	JCB-1
525 LE 00789308-01049999	JCB-4
525-50 00789308-01049999/01417000-01417000	JCB-4
525-50 LE 00789308-01049999	JCB-4
525-50 S 00789308-01049999	JCB-4
525-58 00561000-00580000	JCB-2
525-58 F.S 00561000-00580000	JCB-2



Used on: JCB	
Model	Series
525-60 1709724-1709999/2336575-2356575/2365579-2366532/2404450-2405000/2457001-2460000	JCB-7
525-67 00561000-00580000	JCB-2
525-67 F.S 00561000-00580000	JCB-2
525-67 JAPANESE 00561000-00580000	JCB-2
525-67 MILITARY 00561000-00580000	JCB-2
525-67 SWAY 00561000-00580000	JCB-2
526 00279289-00280299/00280300-00281662/01182000-01183999/01325000-01326999	JCB-3
526 LE 00281663-00289999/01150000-01151999	JCB-3
526 S 00279289-00280299/00280300-00281662/01182000-01183999/01325000-01326999	JCB-3
526 S LE 00281663-00289999/01150000-01151999	JCB-3
526-55 00277468-00278999/00279289-00280299	JCB-3
526-55 FS 00277468-00278999/00279000-00280299	JCB-3
526-56 01183732-01183736/01447001-01447999	JCB-18
526S	JCB-68
527-55 01068000-01069456	JCB-13
527-55 S 01068000-01069456	JCB-13
527-55 S T2 01069457-01069548/01417000-01418024	JCB-13
527-55 T2 01069457-01069548/01417000-01418024	JCB-13
527-55 T3 01418025-01419999	JCB-17
527-58 00561000-00580000	JCB-2
527-58 F.S 00561000-00580000	JCB-2
527-67 00561000-00580000	JCB-2
527-67 F.S 00561000-00580000	JCB-2
528 S 00796000-00799999/01182000-01183999/01325000-01326999	JCB-3
528-70 00796000-00799999/01182000-01183999/01325000-01326999	JCB-3
530 00768740-01016568	JCB-5
530 00768740-01016568/01036561-01185999/01232500-01232999	JCB-8
530 B HL-2 00580001-00584999	JCB-1
530 B HL-4 00580001-00584999	JCB-1
530 B-2 00580001-00584999	JCB-1
530 B-4 00580001-00584999	JCB-1
530 FS PLUS 00781939-01016568	JCB-5
530 FS PLUS 00781939-01016568/01016682-01185999/01232500-01232999	JCB-8
530 LE 00768740-01016568	JCB-5
530 LE SWAY 00768740-01016568	JCB-5
530 S 00768740-01016568	JCB-5
530 S X 01016682-01185999/01232500-01232999	JCB-8
530 S XL 01016682-01185999/01232500-01232999	JCB-8
530 S XL 01016682-01185999/01232500-01232999/00781939-01016568	JCB-5
530 SUPER 01016682-01185999/01232500-01232999	JCB-8
530 SUPER AG 00781939-01016568	JCB-5
530 SWAY 01036561-01185999/01232500-01232999	JCB-8
530 SWAY 01036561-01185999/01232500-01232999/00768740-01016568	JCB-5
530-110 00561000-00580000	JCB-2
530-110 LE 00586033-00587099	JCB-2
530-110 PLACEACE 00561000-00580000	JCB-2
530-120 00561000-00580000	JCB-2
530-120 PLACEACE 00561000-00580000	JCB-2



Used on: JCB

Used on: JCB	
Model	Series
530-120 S P-ACE 00561000-00580000	JCB-2
530-67 00571000-00579433	JCB-2
530-67 FS PLUS 00571000-00579433	JCB-2
530-95 00561000-00580000	JCB-2
531-70 SWAY T2 01186000-01197176/01422000-01441999	JCB-8
531-70 T2 01186000-01197176/01422000-01441999	JCB-8
531-70 T3 01197177-01200999/01422000-01441999/01508000-01534999	JCB-8
532 00767000-01036593	JCB-5
532 00767000-01036593/01036593-01166798	JCB-8
532 H 00711057-01038155	JCB-5
532 H 00711057-01038155/01038000-01039999	JCB-8
532 H LE 00771057-01038155	JCB-5
532 LE 00767000-01036593	JCB-5
532 LE SWAY 00767000-01036593	JCB-5
532 SWAY 00767000-01036593	JCB-5
533-105 01036561-01185999	JCB-8
533-105 01036561-01185999/00778295-01036554	JCB-5
533-105 T2 01186000-01200999/01422000-01425436/01508000-01534999	JCB-8
533-105 T3 01508000-01534999	JCB-8
535 FS SUPER 01064599-01185999/01231500-01232999	JCB-10
535 S TELEAGRI 01064599-01185999/01231500-01232999	JCB-10
535 SX TELEAGRI 01064599-01185999/01231500-01232999	JCB-10
535 SXL TELEAGRI 01064599-01185999/01231500-01232999	JCB-10
535 TELEBAT 01064599-01185999/01231500-01232999	JCB-10
535-125 01064203-01185999/01232500-01232999	JCB-8
535-125 HIVIZ T2 01196069-01198382/01422000-01441999/01508000-01534999	JCB-8
535-125 HIVIZ T3 01508000-01534999	JCB-9
535-125 T2 01186000-01200999/01422000-01441999/01508000-01534999	JCB-9
535-140 01065087-01185999	JCB-9
535-140 HIVIZ T2 01196069-01198382/01508000-01534999	JCB-9
535-140 HIVIZ T3 01508000-01534999	JCB-9
535-140 T2 01186000-01200999/01422000-01441999/01508000-01534999	JCB-9
535-60 01064599-01185999/01231500-01232999	JCB-9
535-60 FS 01064599-01185999/01231500-01232999	JCB-9
535-60 FS PLUS 01064599-01185999/01231500-01232999	JCB-9
535-67 00571000-00579433	JCB-2
535-67 FS PLUS 00571000-00579433	JCB-2
535-95 2083497-2084497/2144565-2149565/217302-2183052/2183053-2183999/2336575-2356575/2440751	JCB-11
535-95 2083497-2084497/2144565-2149565/217302-2183052/2183053-2183999/2336575-2356575/2440751/01036561-01185999	JCB-9
535-95 2083497-2084497/2144565-2149565/217302-2183052/2183053-2183999/2336575-2356575/2440751/01036561-01185999/00778295-01036554	JCB-5
535-95 FS 01232500-01232999	JCB-9
535-95 FS PLUS 01036561-01185999	JCB-9
535-95 SWAY 01036561-01185999	JCB-9
535-95 SWAY 01036561-01185999/00778295-01036554	JCB-5
535-95 SWAY T2 01186000-01200999/01422000-01425436/01508000-01534999	JCB-9
535-95 T2 01186000-01200999/01422000-01425436/01508000-01534999	JCB-9
535-95 T3 01198268-01200999/01425437-01441999/01508000-01534999	JCB-9



Used on: JCB	
Model	Series
536-60 01422000-01441999/01508000-01534999	JCB-10
536-60 T2 01186000-01200999/01422000-01441999	JCB-10
536-70 01198979-01200999/01422000-01441999/01508000-01534999	JCB-10
537 01036593-01166798	JCB-10
537 01036593-01166798/00767000-01036593	JCB-5
537 H 01037973-01039999	JCB-10
537 H 01037973-01039999/00771057-01038155	JCB-5
537 H LE 00771057-01038155	JCB-5
537 LE 00767000-01036593	JCB-5
537 LE SWAY 00767000-01036593	JCB-5
537 SWAY 00767000-01036593	JCB-5
537-120 00572900-00579199	JCB-2
537-130 00572900-00579199	JCB-2
540 01036561-01185999/01232500-01232999	JCB-11
540 01036561-01185999/01232500-01232999/00768740-01016568	JCB-5
540 B-2 00275001-00275999	JCB-1
540 B-4 00275001-00275999	JCB-1
540 BM-2 00274001-00274019	JCB-1
540 BM-4 00274001-00274019	JCB-1
540 FS PLUS 01016682-01185999/01232500-01232999	JCB-11
540 FS PLUS 01016682-01185999/01232500-01232999/00781939-01016568	JCB-5
540 LE 00768740-01016568	JCB-5
540 LE SWAY 00768740-01016568	JCB-5
540 S 00768740-01016568	JCB-5
540 S XL 00781939-01016568	JCB-5
540 S XL 00781939-01016568/01016682-01185999/01232500-01232999	JCB-11
540 SUPER 01016682-01185999/01232500-01232999	JCB-11
540 SUPER AG 00781939-01016568	JCB-5
540 SWAY 01036561-01185999/01232500-01232999	JCB-11
540 SX 01016682-01185999/01232500-01232999	JCB-11
540-120 00561000-00580000	JCB-2
540-140 2083497-2084497/2144565-2149565/2173052-2183052/2336575-2356575/2440751	JCB-11
540-140 2083497-2084497/2144565-2149565/2173052-2183052/2336575-2356575/2440751/01064203-01185999/01232500-01232999	JCB-10
540-140 T2 01186000-01200999/01508000-01534999	JCB-10
540-140 T3 01422000-01441999/01508000-01534999	JCB-10
540-170 00780925-01037580	JCB-5
540-170 00780925-01037580/01037581-01039999/01064000-01067999/01152000-01154999/01165000-01167999/01186000-01200999/01422000-01441999	JCB-10
540-170 T2 01065080-01069599	JCB-10
540-170 T3 01508000-01534999	JCB-11
540-180 2460601-2473000/2546101-2556100	JCB-11
541-70 SWAY T2 01186000-01197176/01422000-01441999	JCB-11
541-70 T2 01186000-01197176/01422000-01441999	JCB-11
541-70 T3 01197177-01200999/01422000-01441999/01508000-01534999	JCB-11
550-140 01508000-01535000	JCB-11
8014	JCB-76
8016 CTS 2071290-2073290/2544759-2544759	JCB-75

WINDSHIELDS & GLAZING



Used on: JCB

Used on: JCB	
Model	Series
802 SUPER (BONDED VERSION)	JCB-14
802.4	JCB-69
802.7 (BONDED VERSION)	JCB-14
802.7 SUPER (BONDED VERSION)	JCB-66
8025ZTS 2020000-2020999/2226007-2228007	JCB-74
803	JCB-66
803 PLUS	JCB-65
8030ZTS 01228500-01230499/01908500-01908999	JCB-74
926-2 00602000-00605999	JCB-70
926-2 00602000-00605999/00660300-00664999/00822000-00823755	JCB-71
926-2 LE 00660300-00664999/00822000-00823755	JCB-73
926-2 T2 00823756-00825399	JCB-73
926-2WD 00825400-00825483/01280000-01281999/01483000-01483999	JCB-73
926-4 00602000-00605999	JCB-70
926-4 00602000-00605999/00660300-00664999/00822000-00823755	JCB-71
926-4 LE 00660300-00664999/00822000-00823755	JCB-73
926-4 T2 00823756-00825399	JCB-73
926-4WD 00825400-00825483/01280000-01281999/01483000-01483999	JCB-73
926-4WD 00825400-00825483/01280000-01281999/01483000-01483999/00825400-00825483/01280000-01281999/01483000-01483999	JCB-73
930-2 00607700-00609999	JCB-70
930-2 00607700-00609999/00660300-00664999/00822000-00823755	JCB-71
930-2 LE 00660300-00664999/00822000-00823755	JCB-73
930-2 T2 00823756-00825399	JCB-73
930-2WD 00825400-00825483/01280000-01281999/01483000-01483999	JCB-73
930-4 00607700-00609999	JCB-70
930-4 00607700-00609999/00660300-00664999/00822000-00823755	JCB-71
930-4 LE 00660300-00664999/00822000-00823755	JCB-73
930-4 T2 00823756-00825399	JCB-73
930-4WD 00825400-00825483/01280000-01281999/01483000-01483999	JCB-73
940-2 LE 00660300-00664999/00822000-00823755	JCB-73
940-2 T2 00823756-00825399	JCB-73
940-2WD 00825400-00825483/01280000-01281999/01483000-01483999	JCB-73
940-4 LE 00660300-00664999/00822000-00823755	JCB-73
940-4 T2 00823756-00825399	JCB-73
940-4WD 00825400-00825483/01280000-01281999/01483000-01483999	JCB-73
FASTRAC 1115 00736000-00736999	JCB-26
FASTRAC 1115 S 00737001-00737999	JCB-28
FASTRAC 1125 00737098-00737464	JCB-28
FASTRAC 1135 00737017-00737575	JCB-28
FASTRAC 1135 00737017-00737575/00736000-00736699	JCB-26
FASTRAC 125 00635001-00635994/00636001-00639999	JCB-47
FASTRAC 125-30 00635001-00635994	JCB-72
FASTRAC 125-40 00635001-00635994	JCB-72
FASTRAC 125-55 00635001-00635994	JCB-72
FASTRAC 125-65 00635001-00635994	JCB-72
FASTRAC 130 T 00635001-00635994	JCB-72
FASTRAC 130 T CONTRACTOR 0063500-00635994	JCB-45



Used on: JCB	
Model	Series
FASTRAC 130 T-30 00635001-00635994	JCB-72
FASTRAC 130 T-40 00635001-00635994	JCB-72
FASTRAC 130 T-55 00635001-00635994	JCB-72
FASTRAC 130 T-65 00635001-00635994	JCB-72
FASTRAC 135 T 00636001-00639999	JCB-47
FASTRAC 145 T 00635001-00635994/00636601-00639999	JCB-47
FASTRAC 145 T-30 00635001-00635994	JCB-72
FASTRAC 145 T-40 00635001-00635994	JCB-72
FASTRAC 145 T-55 00635001-00635994	JCB-72
FASTRAC 145 T-65 00635001-00635994	JCB-72
FASTRAC 150 T CONTRACTOR 00635001-00635994/00636001-00639999	JCB-47
FASTRAC 150 T-40 00635001-00635994	JCB-72
FASTRAC 150 T-55 00635001-00635994	JCB-72
FASTRAC 150 T-65 00635001-00635994	JCB-72
FASTRAC 155 T 00636001-00639999	JCB-47
FASTRAC 185 TI 00636001-00639999	JCB-45
FASTRAC 2115 00738011-00738959/00740003-00740637	JCB-26
FASTRAC 2115 ABS 00740003-00740637	JCB-26
FASTRAC 2125 00738212-00738884/00740111-00740268	JCB-26
FASTRAC 2125 ABS 00740111-00740268	JCB-26
FASTRAC 2135 00738005-00738958/00740000-00741001	JCB-26
FASTRAC 2135 ABS 00740000-00741001	JCB-26
FASTRAC 2140 00741002-00741999	JCB-26
FASTRAC 2150 00738032-00738957/00740001-00740691	JCB-26
FASTRAC 2150 ABS 00740001-00740691	JCB-26
FASTRAC 2155 00742003-00742999	JCB-29
FASTRAC 2170 00742003-00742999	JCB-29
FASTRAC 3155 00640001-00641999/00642001-00643010	JCB-48
FASTRAC 3155 ABS 00642001-00643010	JCB-48
FASTRAC 3170 00643430-00644999	JCB-48
FASTRAC 3185 00640001-00641999/00642001-00643010	JCB-48
FASTRAC 3185 ABS 00642001-00643010	JCB-48
FASTRAC 3190 00643011-00644999	JCB-48
FASTRAC 3200 01270000-01271999	JCB-46
FASTRAC 3220 00643011-00644999	JCB-48
FASTRAC 3230 01270000-01271999/01350002-01350004	JCB-46
FASTRAC 8250 01138001-01138360	JCB-48
JS110 00697002-00697055	JCB-52
JS110 AUTO 01168000-01168999	JCB-57
JS115 AUTO 01703500-01703599	JCB-56
JS115 AUTO 01703500-01703599/01168000-01168999	JCB-57
JS130 00758001-00759999/00890001-00890999/01058001-01058049	JCB-50
JS130 00758001-00759999/00890001-00890999/01058001-01058049/00699002-00700999	JCB-52
JS130 AUTO 01058102-01058999/01179000-01180999	JCB-57
JS130 LC 01535000-01535999	JCB-56
JS130 LC 01535000-01535999/01058102-01058999/01179000-01180999	JCB-57
JS130 W 00716500-00717236	JCB-50
JS130 W 00716500-00717236/00716001-00716499	JCB-52



Used on: JCB

Used on: JCB	
Model	Series
JS130 W PLE 00716500-00717236	JCB-59
JS130 W T2 01060000-01060299	JCB-60
JS130 W T3 01060300-01060999	JCB-54
JS145 AUTO 01289000-01289999	JCB-57
JS145 HD 01600011-01600999	JCB-56
JS145 LC 01600011-01600999	JCB-56
JS145 W 00810001-00810248	JCB-50
JS145 W T2 01061001-01061999	JCB-60
JS145 W T3 01314300-01314599/01458000-01458999	JCB-54
JS150 LC 00701002-00701999	JCB-52
JS150 W 00718001-00718499	JCB-52
JS160 00702001-00703849	JCB-50
JS160 AUTO 01059000-01059999	JCB-57
JS160 T3 01612500-01612899/01704000-01704999	JCB-57
JS160 W 00718503-00719162	JCB-50
JS160 W PLE 00718503-00719162	JCB-59
JS160 W T2 01062000-01062999	JCB-60
JS160 W T3 01421600-01421799/01451000-01451999	JCB-54
JS175 W 00885004-00885216	JCB-59
JS175 W AUTO 01235500-01235999	JCB-54
JS175 W T2 00885217-00885999	JCB-59
JS175 W T3 01505100-01505499/01628500-01628999	JCB-54
JS180 00702001-00703849	JCB-50
JS180 AUTO 01059000-01059999	JCB-57
JS180 T3 01612500-01612899/01704000-01704999	JCB-57
JS190 01224000-01224499	JCB-57
JS190 T3 01314100-01314299	JCB-56
JS200 00705001-00707999	JCB-50
JS200 00705001-00707999/01018001-01020001/01202500-01204022/01503300-01504499/01701500-01702499	JCB-57
JS200 LC 00704002-00705000	JCB-52
JS200 T3 01459000-01461999/01610000-01612499/01613000-01613999	JCB-57
JS200 W 00809001-00809116	JCB-59
JS200 W PLE 00809001-00809116	JCB-59
JS200 W T2 00809117-00809999	JCB-59
JS200 W T3 01314600-01314699/01542000-01542499	JCB-53
JS210 00705001-00707999	JCB-59
JS210 00705001-00707999/01018001-01020001/01202500-01204022/01503300-01504499/01701500-01702499	JCB-57
JS210 T3 01459000-01461999/01610000-01612499/01613000-01613999	JCB-57
JS220 00705001-00707999	JCB-50
JS220 00705001-00707999/01018001-01020001/01202500-01204022/01503300-01504499/01701500-01702499	JCB-57
JS220 HD 01018001-01020001/01202500-01204022/01503300-01504499/01701500-01702499	JCB-57
JS220 L.REACH 01018001-01020001/01202500-01204022/01503300-01504499/01701500-01702499	JCB-57
JS220 LR T3 01459000-01461999/01610000-01612499/01613000-01613999	JCB-57
JS220 T3 01459000-01461999/01610000-01612499/01613000-01613999	JCB-57
JS220 XD 01018001-01020001/01202500-01204022/01503300-01504499/01701500-01702499	JCB-57
JS220 XD T3 01459000-01461999/01610000-01612499/01613000-01613999	JCB-57
JS235 HD 01018001-01020001/01202500-01204022/01503300-01504499/01701500-01702499	JCB-57
JS235 T3 01459000-01461999/01610000-01612499/01613000-01613999	JCB-57

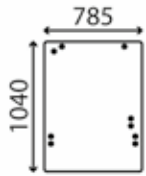


Used on: JCB	
Model	Series
JS240 01504700-01505099	JCB-56
JS240 01504700-01505099/00708501-00709199	JCB-50
JS240 AUTO 01040003-01041999	JCB-57
JS240 LC 00708002-00708500	JCB-52
JS260 01504700-01505099	JCB-56
JS260 01504700-01505099/00708501-00709199	JCB-50
JS260 AUTO 01040003-01041999	JCB-57
JS260 XD AUTO 01040003-01041999	JCB-57
JS290 01421200-01421599	JCB-57
JS300 LC 00712002-00712500	JCB-52
JS330 00712952-00713999	JCB-60
JS330 00712952-00713999/00712501-00712951	JCB-59
JS330 AUTO T2 01240500-01240999/01304700-01304999	JCB-57
JS330 AUTO T3 01224215-01224999/01474000-01478999	JCB-57
JS330 XD 00712952-00713999	JCB-60
JS330 XD 00712952-00713999/00712501-00712951	JCB-59
JS330 XD AUTO T2 01240500-01240999/01304700-01304999	JCB-57
JS330 XD AUTO T3 01224215-01224999/01474000-01478999	JCB-57
JS360 01807000-01807299	JCB-58
JS360 LR 01807000-01807299	JCB-58
JS360 XD 01807000-01807299	JCB-58
JS450 LC 00714500-00714549	JCB-49
JS450 LC 00714500-00714549/00714002-00714499	JCB-52
JS460 00714551-00714580	JCB-60
JS460 T2 00714581-00714999	JCB-60
JS70 00695501-00695712	JCB-49
JS70 MONO 00695001-00695500	JCB-51
JS70 OFFSET 00695001-00695500	JCB-51
JZ140 01137000-01137574/01137583-01137999	JCB-55
JZ140 01137000-01137574/01137583-01137999/01137575-01137582/01390000-01390499	JCB-57
JZ140 HD 01137575-01137582/01390000-01390499	JCB-57
JZ140 R 01137575-01137582/01390000-01390499	JCB-55
JZ140 WM 01137575-01137582/01390000-01390499	JCB-57
JZ235 01234500-01235499	JCB-55
JZ255 01234500-01235499	JCB-57
JZ70 00834001-00834999	JCB-61
MIDI CX 00972175-00989999/01327000-01349999/01616000-01625999/01705500-01709999	JCB-62
TLT 20D 00788000-00788999/00891000-00893999/01174000-01176559	JCB-6
TLT 20G 00788051-00788999/00891000-00893999/01174000-01176999/01539000-01541999	JCB-6
TLT 25D 00788000-00788999/00891000-00893999/01174000-01176559/01176560-01176999/01539000-01541999	JCB-6
TLT 25G 00788051-00788999/00891000-00893999/01174000-01176999/01539000-01541999	JCB-6
TLT 30D 00788000-00788999/00891000-00893999/01174000-01176569/01176570-01176999/01539000-01541999	JCB-6
TLT 30D 4WD 00788000-00788999/00891000-00893999/01174000-01176572/01176573-01176999/01539000-01541999	JCB-6
TLT 30D HL 01174000-01176593/01176594-01176999/01539000-01541999	JCB-6
TLT 30G 00788051-00788999/00891000-00893999/01174000-01176999/01539000-01541999	JCB-6
TLT 35D 00893000-00893999/01174000-01176591/01176592-01176999/01539000-01541999	JCB-6
TLT 35D 4WD 00893000-00893999/01174000-01176585/01176586-01176999	JCB-6



Used on: JCB-1

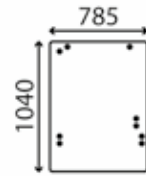
A	520 M-2	00500000-00519999/00560153-00560999	K	530 B HL-2	00580001-00584999
B	520 M-4	00500000-00519999/00560153-00560999	L	530 B HL-4	00580001-00584999
C	520-2	00500000-00519999/00560153-00560999	M	530 B-2	00580001-00584999
D	520-2 HL	00500000-00519999/00560153-00560999	N	530 B-4	00580001-00584999
E	520-4	00500000-00519999/00560153-00560999	O	540 B-2	00275001-00275999
F	520-4 HL	00500000-00519999/00560153-00560999	P	540 B-4	00275001-00275999
G	525 B-2	00272000-00273999/00276000-00276999	Q	540 BM-2	00274001-00274019
H	525 B-2HL	00272000-00273999/00276000-00276999	R	540 BM-4	00274001-00274019
I	525 B-4	00272000-00273999/00276000-00276999			
J	525 B-4HL	00272000-00273999/00276000-00276999			



Window, cabin front
Flat; clear

Used on machine type: A, B, C, D, E, F, G, H, I, J, K, L, M, N, O, P, Q, R

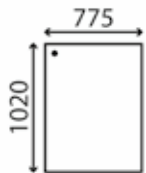
REF 164TA3926



Window, cabin front
Flat; green tinted

Used on machine type: A, B, C, D, E, F, G, H, I, J, K, L, M, N, O, P, Q, R

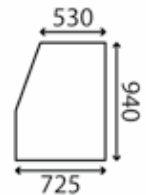
REF 164TA3927



Window, cabin front
Flat; clear

Used on machine type: A, B, C, D, E, F, G, H, I, J, K, L, M, N, Q, R

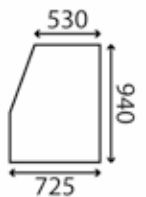
REF 164TA3928



Window, cabin LH door upper
Flat; clear

Used on machine type: A, B, C, D, E, F, G, H, I, J, K, L, M, N, O, P, Q, R

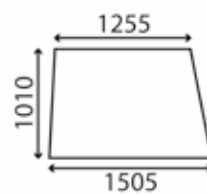
REF 164TA3929



Window, cabin LH door upper
Flat; green tinted

Used on machine type: A, B, C, D, E, F, G, H, I, J, K, L, M, N, O, P, Q, R

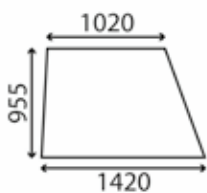
REF 164TA3930



Window, cabin side
RH; flat; clear

Used on machine type: A, B, C, D, E, F, G, H, I, J, K, L, M, N, Q, R

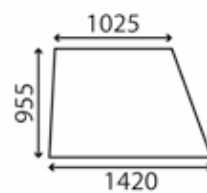
REF 164TA3931



Window, cabin side
RH; flat; clear

Used on machine type: A, B, C, D, E, F, G, H, I, J, K, L, M, N, O, P, Q, R

REF 164TA3932



Window, cabin side
RH; flat; green tinted

Used on machine type: A, B, C, D, E, F, G, H, I, J, M, N, O, P, Q, R

REF 164TA3933



Window, cabin side
LH; flat; clear

Used on machine type: A, B, C, D, E, F, G, H, I, J, K, L, M, N, Q, R

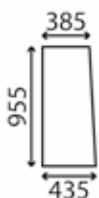
REF 164TA3934



Window, cabin side
LH; flat; clear

Used on machine type: A, B, C, D, E, F, G, H, I, J, K, L, M, N, O, P, Q, R

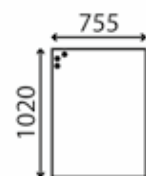
REF 164TA3935



Window, cabin side
LH; flat; green tinted

Used on machine type: A, B, C, D, E, F, G, H, I, J, K, L, M, N, O, P, Q, R

REF 164TA3936



Window, cabin rear
Flat; clear

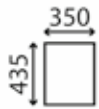
Used on machine type: A, B, C, D, E, F, G, H, I, J, K, L, M, N, Q, R

REF 164TA3937



Used on: JCB-1

A	520 M-2	00500000-00519999/00560153-00560999	K	530 B HL-2	00580001-00584999
B	520 M-4	00500000-00519999/00560153-00560999	L	530 B HL-4	00580001-00584999
C	520-2	00500000-00519999/00560153-00560999	M	530 B-2	00580001-00584999
D	520-2 HL	00500000-00519999/00560153-00560999	N	530 B-4	00580001-00584999
E	520-4	00500000-00519999/00560153-00560999	O	540 B-2	00275001-00275999
F	520-4 HL	00500000-00519999/00560153-00560999	P	540 B-4	00275001-00275999
G	525 B-2	00272000-00273999/00276000-00276999	Q	540 BM-2	00274001-00274019
H	525 B-2HL	00272000-00273999/00276000-00276999	R	540 BM-4	00274001-00274019
I	525 B-4	00272000-00273999/00276000-00276999			
J	525 B-4HL	00272000-00273999/00276000-00276999			

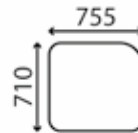


Window, cabin rear

LH; upper; flat; clear

Used on machine type: A, B, C, D, E, F, G, H, I, J, K, L, M, N, O, P, Q, R

REF 164TA3938

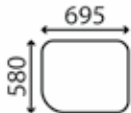


Window, cabin roof

Opening; flat; clear

Used on machine type: A, B, C, D, E, F, G, H, I, J, K, L, M, N, O, R

REF 164TA3939



Window, cabin roof

Opening; flat; bronze tinted

Used on machine type: A, B, C, D, E, F, G, H, I, J, K, L, M, N, O, P, Q, R

REF 164TA3940

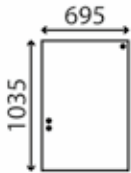


Window, cabin roof

Opening; flat; bronze tinted

Used on machine type: A, B, C, D, E, F, G, H, I, J, K, L, M, N, O, P, Q, R

REF 164TA3941

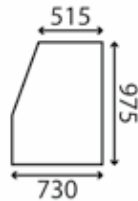


Window, cabin front

Flat; clear

Used on machine type: G, H, I, J

REF 164TA3981

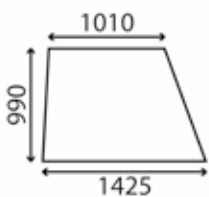


Window, cabin LH door upper

Flat; clear

Used on machine type: G, H, I, J

REF 164TA3982



Window, cabin side

RH; flat; clear

Used on machine type: G, H, I, J

REF 164TA3983

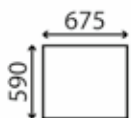


Window, cabin rear

Flat; clear

Used on machine type: G, H, I, J

REF 164TA3984



Window, cabin roof

Opening; flat; green tinted

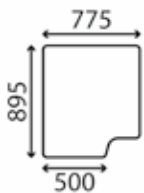
Used on machine type: G, H, I, J

REF 164TA3985



Used on: JCB-2

A	525-58	00561000-00580000	U	535-67	00571000-00579433
B	525-58 F.S	00561000-00580000	V	535-67 FS PLUS	00571000-00579433
C	525-67	00561000-00580000	W	537-120	00572900-00579199
D	525-67 F.S	00561000-00580000	X	537-130	00572900-00579199
E	525-67 JAPANESE	00561000-00580000	Y	540-120	00561000-00580000
F	525-67 MILITARY	00561000-00580000			
G	525-67 SWAY	00561000-00580000			
H	527-58	00561000-00580000			
I	527-58 F.S	00561000-00580000			
J	527-67	00561000-00580000			
K	527-67 F.S	00561000-00580000			
L	530-110	00561000-00580000			
M	530-110 LE	00586033-00587099			
N	530-110 PLACEACE	00561000-00580000			
O	530-120	00561000-00580000			
P	530-120 PLACEACE	00561000-00580000			
Q	530-120 S P-ACE	00561000-00580000			
R	530-67	00571000-00579433			
S	530-67 FS PLUS	00571000-00579433			
T	530-95	00561000-00580000			

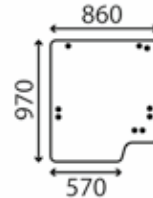


Window, cabin front

Flat; bronze tinted

Used on machine type: A, B, C, D, E, F, G, H, I, J, K, L, N, O, P, Q, R, S, T, U, V, W, X, Y

REF 164TA3965

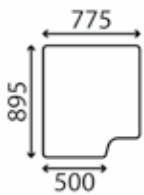


Window, cabin front

Flat; green tinted

Used on machine type: A, B, C, D, E, F, G, H, I, J, K, L, M, N, O, P, Q, R, S, T, U, V, W, X, Y

REF 164TA3966



Window, cabin front

Flat; clear

Used on machine type: A, B, C, D, E, F, G, H, I, J, K, L, M, N, O, P, Q, R, S, T, U, V, W, X, Y

REF 164TA3967

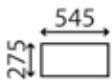


Window, cabin LH door upper

Flat; green tinted

Used on machine type: A, B, C, D, E, F, G, H, I, J, K, L, M, N, O, P, Q, R, S, T, U, V, W, X, Y

REF 164TA3968

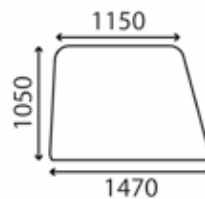


Window, cabin LH door lower

Flat; clear

Used on machine type: A, B, C, D, E, F, G, H, I, J, K, L, M, N, O, P, Q, R, S, T, U, V, W, X, Y

REF 164TA3969



Window, cabin side

RH; flat; green tinted

Used on machine type: A, B, C, D, E, F, G, H, I, J, K, L, M, N, O, P, Q, R, S, T, U, V, W, X, Y

REF 164TA3970



Window, cabin side

LH; front; flat; green tinted

Used on machine type: A, B, C, D, E, F, G, H, I, J, K, L, M, N, O, P, Q, R, S, T, U, V, W, X, Y

REF 164TA3971

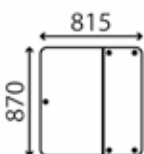


Window, cabin side

LH; rear; flat; green tinted

Used on machine type: A, B, C, D, E, F, G, H, I, J, K, L, M, N, O, P, Q, R, S, T, U, V, W, X, Y

REF 164TA3972

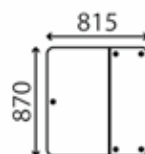


Window, cabin rear

Flat; clear; up to S/N M562584

Used on machine type: A, B, C, D, E, F, G, H, I, J, K

REF 164TA3973



Window, cabin rear

Flat; green tinted; up to S/N M562584

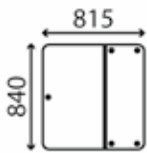
Used on machine type: A, B, C, D, E, F, G, H, I, J, K

REF 164TA3974



Used on: JCB-2

A	525-58	00561000-00580000	U	535-67	00571000-00579433
B	525-58 F.S	00561000-00580000	V	535-67 FS PLUS	00571000-00579433
C	525-67	00561000-00580000	W	537-120	00572900-00579199
D	525-67 F.S	00561000-00580000	X	537-130	00572900-00579199
E	525-67 JAPANESE	00561000-00580000	Y	540-120	00561000-00580000
F	525-67 MILITARY	00561000-00580000			
G	525-67 SWAY	00561000-00580000			
H	527-58	00561000-00580000			
I	527-58 F.S	00561000-00580000			
J	527-67	00561000-00580000			
K	527-67 F.S	00561000-00580000			
L	530-110	00561000-00580000			
M	530-110 LE	00586033-00587099			
N	530-110 PLACEACE	00561000-00580000			
O	530-120	00561000-00580000			
P	530-120 PLACEACE	00561000-00580000			
Q	530-120 S P-ACE	00561000-00580000			
R	530-67	00571000-00579433			
S	530-67 FS PLUS	00571000-00579433			
T	530-95	00561000-00580000			

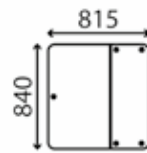


Window, cabin rear

Flat; clear; up to S/N M572772

Used on machine type: A, B, C, D, E, F, G, H, I, J, K, L, N, O, P, Q, R, S, T, U, V, W, X, Y

REF 164TA3975

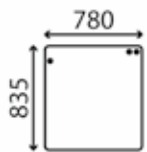


Window, cabin rear

Flat; green tinted; up to S/N M572772

Used on machine type: A, B, C, D, E, F, G, H, I, J, K, L, N, O, P, Q, R, S, T, U, V, W, X, Y

REF 164TA3976

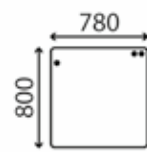


Window, cabin rear

Flat; clear; up to S/N M562584

Used on machine type: A, B, C, D, E, F, G, H, I, J, K

REF 164TA3977

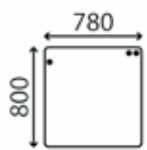


Window, cabin rear

Flat; clear

Used on machine type: A, B, C, D, E, F, G, H, I, J, K, L, M, N, O, P, Q, R, S, T, U, V, W, X, Y

REF 164TA3978

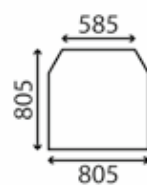


Window, cabin rear

Flat; bronze tinted

Used on machine type: A, B, C, D, E, F, G, H, I, J, K, L, M, N, O, P, Q, R, S, T, U, V, W, X, Y

REF 164TA3979

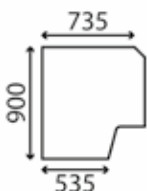


Window, cabin roof

Opening; flat; green tinted

Used on machine type: A, B, C, D, E, F, G, H, I, J, K, L, M, N, O, P, Q, R, S, T, U, V, W, X, Y

REF 164TA3980

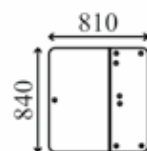


Window, cabin front upper

Opening; flat; clear

Used on machine type: O

REF 164TA4009



Window, cabin rear

Flat; green tinted

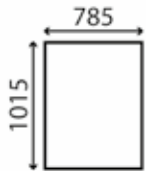
Used on machine type: K

REF 164TA4165



Used on: JCB-3

A	520	00280300-00281662
B	520 LE	00281663-00284771
C	520 S LE	00281663-00284771
D	520-55	00277001-00278999/00279000-00279597
E	520-55	00277001-00278999/00279000-00279597/00277001-00278999/00279000-00279597
F	520-55 FS	00277001-00278999/00279000-00280299
G	520 S	00279598-00280299/00280300-00281662
H	526	00279289-00280299/00280300-00281662/01182000-01183999/01325000-01326999
I	526 LE	00281663-00289999/01150000-01151999
J	526 S	00279289-00280299/00280300-00281662/01182000-01183999/01325000-01326999
K	526 S LE	00281663-00289999/01150000-01151999
L	526-55	00277468-00278999/00279289-00280299
M	526-55 FS	00277468-00278999/00279000-00280299
N	528 S	00796000-00799999/01182000-01183999/01325000-01326999
O	528-70	00796000-00799999/01182000-01183999/01325000-01326999

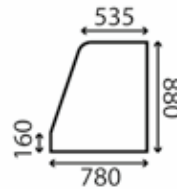


Window, cabin front

Flat; green tinted

Used on machine type: A, B, C, D, E, F, G, H, I, J, K, L, M, N, O

REF 164TA3914

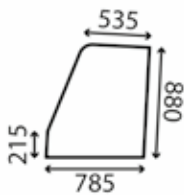


Window, cabin LH door upper

Flat; green tinted

Used on machine type: A, B, C, G, H, I, J, K, N, O

REF 164TA3915

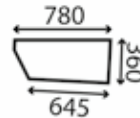


Window, cabin LH door upper

Flat; green tinted

Used on machine type: A, B, C, D, E, F, G, H, I, J, K, L, M

REF 164TA3916

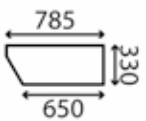


Window, cabin LH door lower

Flat; clear

Used on machine type: A, B, C, D, E, F, G, H, I, J, K, L, M

REF 164TA3917

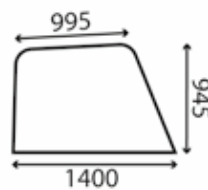


Window, cabin LH door lower

Flat; clear

Used on machine type: A, B, C, G, H, I, J, K, N, O

REF 164TA3918

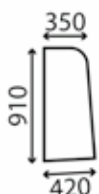


Window, cabin side

RH; flat; green tinted

Used on machine type: A, B, C, D, E, F, G, H, I, J, K, L, M, N, O

REF 164TA3919

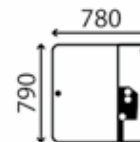


Window, cabin side

LH; flat; green tinted

Used on machine type: A, B, C, D, E, F, G, H, I, J, K, L, M, N, O

REF 164TA3920

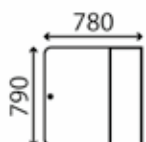


Window, cabin rear

Flat; clear

Used on machine type: A, B, C, D, E, F, G, H, I, J, K, L, M, N, O

REF 164TA3921

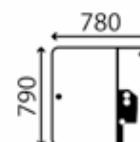


Window, cabin rear

Flat; green tinted

Used on machine type: A, B, C, D, E, F, G, H, I, J, K, L, M, N, O

REF 164TA3922



Window, cabin rear

Flat; green tinted

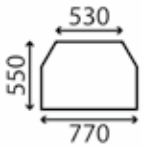
Used on machine type: A, B, C, G, H, I, J, K

REF 164TA3923



Used on: JCB-3

A	520	00280300-00281662
B	520 LE	00281663-00284771
C	520 S LE	00281663-00284771
D	520-55	00277001-00278999/00279000-00279597
E	520-55	00277001-00278999/00279000-00279597/00277001-00278999/00279000-00279597
F	520-55 FS	00277001-00278999/00279000-00280299
G	520 S	00279598-00280299/00280300-00281662
H	526	00279289-00280299/00280300-00281662/01182000-01183999/01325000-01326999
I	526 LE	00281663-00289999/01150000-01151999
J	526 S	00279289-00280299/00280300-00281662/01182000-01183999/01325000-01326999
K	526 S LE	00281663-00289999/01150000-01151999
L	526-55	00277468-00278999/00279289-00280299
M	526-55 FS	00277468-00278999/00279000-00280299
N	528 S	00796000-00799999/01182000-01183999/01325000-01326999
O	528-70	00796000-00799999/01182000-01183999/01325000-01326999



Window, cabin roof

Opening; flat; green tinted

Used on machine type: A, B, C, D, E, F, G, H, I, J, K, L, M, N, O

REF 164TA3924



Gas spring, hood/cover

770 N; length: 525,00 mm

Used on machine type: A, E, F, G, H, J

REF 164TA3925



Gas spring, hood/cover

500 N; length: 670,00 mm

Used on machine type: B, C, I, K, N, O

REF 164TA3964



Window, cabin rear

LH; flat; clear

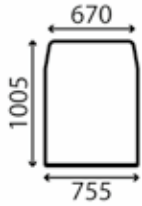
Used on machine type: E, G

REF 164TA4173



Used on: JCB-4

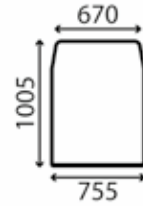
A	520-50	00754000-00754999/00789001-00789886
B	520-50 LE	00789887-00790999/00881000-00882999/01048000-01049999/01411000-01411999
C	525 LE	00789308-01049999
D	525-50	00789308-01049999/01417000-01417000
E	525-50 LE	00789308-01049999
F	525-50 S	00789308-01049999



Window, cabin front
Laminated; flat; green tinted

Used on machine type: A, B, C, D, E, F

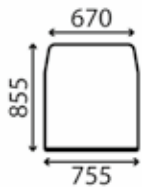
REF 164TA3942



Window, cabin front
Flat; green tinted

Used on machine type: A, B, C, D, E, F

REF 164TA3943



Window, cabin front
Flat; green tinted

Used on machine type: A, B, C, D, E, F

REF 164TA3944



Window, cabin LH door upper
Front; flat; green tinted

Used on machine type: A, B

REF 164TA3945



Window, cabin LH door upper
Front; flat; green tinted

Used on machine type: A, B

REF 164TA3946



Window, cabin LH door upper
Front; flat; green tinted

Used on machine type: A, B, C, D, E, F

REF 164TA3947



Window, cabin LH door upper
Front; flat; green tinted

Used on machine type: A, B, C, D, E, F

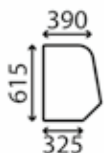
REF 164TA3948



Window, cabin LH door upper
Front; flat; green tinted

Used on machine type: A

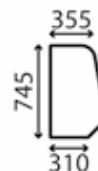
REF 164TA3949



Window, cabin LH door upper
Rear; flat; green tinted

Used on machine type: A, B

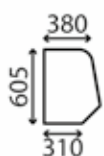
REF 164TA3950



Window, cabin LH door upper
Rear; flat; green tinted

Used on machine type: A, B, C, D, E, F

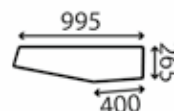
REF 164TA3951



Window, cabin LH door upper
Rear; flat; green tinted

Used on machine type: A, B, C, D, E, F

REF 164TA3952



Window, cabin LH door lower
Flat; green tinted


Used on machine type: A, B

REF 164TA3953



Used on: JCB-4

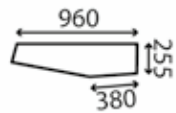
A	520-50	00754000-00754999/00789001-00789886
B	520-50 LE	00789887-00790999/00881000-00882999/01048000-01049999/01411000-01411999
C	525 LE	00789308-01049999
D	525-50	00789308-01049999/01417000-01417000
E	525-50 LE	00789308-01049999
F	525-50 S	00789308-01049999



Window, cabin LH door lower
Flat; green tinted

Used on machine type: A, B, C, D, E, F

REF 164TA3954



Window, cabin LH door lower
Flat; green tinted

Used on machine type: A

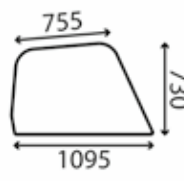
REF 164TA3955



Window, cabin side
RH; flat; green tinted

Used on machine type: A, B, C, D, E, F

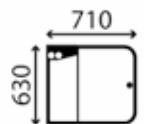
REF 164TA3956



Window, cabin side
RH; flat; green tinted

Used on machine type: A, B, C, D, E, F

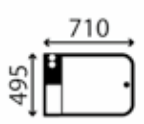
REF 164TA3957



Window, cabin rear
Flat; green tinted

Used on machine type: A, B, C, D, E, F

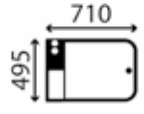
REF 164TA3958



Window, cabin rear
Flat; clear

Used on machine type: A, B

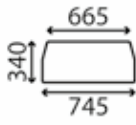
REF 164TA3959



Window, cabin rear
Flat; green tinted

Used on machine type: A, B, C, D, E, F

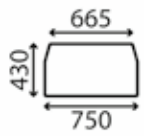
REF 164TA3960



Window, cabin roof
Opening; flat; green tinted

Used on machine type: A, B

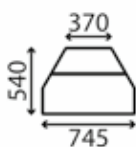
REF 164TA3961



Window, cabin roof
Opening; flat; green tinted

Used on machine type: A, B, C, D, E, F

REF 164TA3962



Window, cabin roof
Opening; flat; green tinted

Used on machine type: A, B, C, D, E, F

REF 164TA3963



Used on: JCB-5

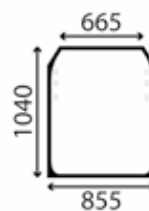
A	530	00768740-01016568
B	530 FS PLUS	00781939-01016568
C	530 LE	00768740-01016568
D	530 LE SWAY	00768740-01016568
E	530 S	00768740-01016568
F	530 S XL	01016682-01185999/01232500-01232999/00781939-01016568
G	530 SUPER AG	00781939-01016568
H	530 SWAY	01036561-01185999/01232500-01232999/00768740-01016568
I	532	00767000-01036593
J	532 H	00711057-01038155
K	532 H LE	00771057-01038155
L	532 LE	00767000-01036593
M	532 LE SWAY	00767000-01036593
N	532 SWAY	00767000-01036593
O	533-105	01036561-01185999/00778295-01036554
P	535-95	2083497-2084497/2144565-2149565/217302-2183052/2183053-2183999/2336575-2356575/2440751/01036561-01185999/00778295-01036554
Q	535-95 SWAY	01036561-01185999/00778295-01036554
R	537	01036593-01166798/00767000-01036593
S	537 H	01037973-01039999/00771057-01038155
T	537 H LE	00771057-01038155
U	537 LE	00767000-01036593
V	537 LE SWAY	00767000-01036593
W	537 SWAY	00767000-01036593
X	540	01036561-01185999/01232500-01232999/00768740-01016568
Y	540 FS PLUS	01016682-01185999/01232500-01232999/00781939-01016568
Z	540 LE	00768740-01016568
AA	540 LE SWAY	00768740-01016568
AB	540 S	00768740-01016568
AC	540 S XL	00781939-01016568
AD	540 SUPER AG	00781939-01016568
AE	540-170	00780925-01037580



Gas spring, hood/cover
770 N; length: 525,00 mm

Used on machine type: A, B, C, D, E, H, I, J, K, L, M, N, O, S, T, U, V, W, X, Y, Z, AA, AB, AC, AE

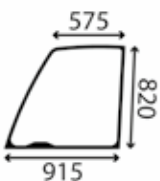
REF 164TA3925



Window, cabin front

Used on machine type: A, B

REF 164TA3987



Window, cabin LH door upper
Opening; flat; green tinted

Used on machine type: A, B

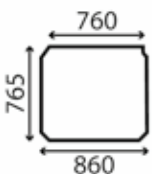
REF 164TA3990



Window, cabin side
LH; flat; green tinted

Used on machine type: A, B

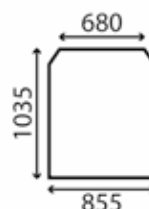
REF 164TA3994



Window, cabin roof
Opening; curved; green tinted

Used on machine type: A, B

REF 164TA3995



Window, cabin front
Curved; green tinted

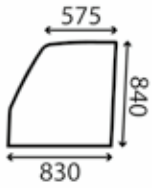
Used on machine type: A, B, C, D, E, F, G, H, I, J, K, L, M, N, O, P, Q, R, S, T, U, V, W, X, Y, Z, AA, AB, AC, AD, AE

REF 164TA3996



Used on: JCB-5

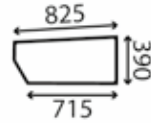
Used on: JCB



Window, cabin LH door upper
Flat; green tinted

Used on machine type: A, B, C, D, E, F, G, H, I, J, K, L, M, N, O, P, Q, R, S, T, U, V, W, X, Y, Z, AA, AB, AC, AD, AE

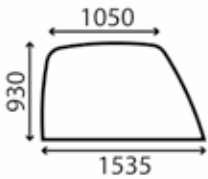
REF 164TA3997



Window, cabin LH door lower
Flat; green tinted

Used on machine type: A, B, C, D, E, F, G, H, I, J, K, L, M, N, O, P, Q, R, S, T, U, V, W, X, Y, Z, AA, AB, AC, AD, AE

REF 164TA3998



Window, cabin side
RH; flat; green tinted

Used on machine type: A, B, C, D, E, F, G, H, I, J, K, L, M, N, O, P, Q, R, S, T, U, V, W, X, Y, Z, AA, AB, AC, AD, AE

REF 164TA3999



Window, cabin side
LH; flat; clear

Used on machine type: A, B, C, D, E, F, G, H, I, J, K, L, M, N, O, P, Q, R, S, T, U, V, W, X, Y, Z, AA, AB, AC, AD, AE

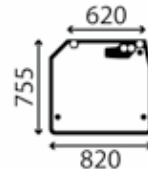
REF 164TA4000



Window, cabin side
LH; flat; green tinted

Used on machine type: A, B, C, D, E, F, G, H, I, J, K, L, M, N, O, P, Q, R, S, T, U, V, W, X, Y, Z, AA, AB, AC, AD, AE

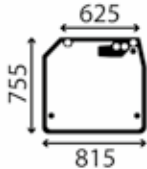
REF 164TA4001



Window, cabin rear
Flat; clear

Used on machine type: A, C, I, L, M, N, R, U, V, W, X, Z

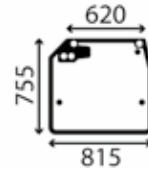
REF 164TA4002



Window, cabin rear
Flat; green tinted; up to S/N M770958

Used on machine type: A, C, I, L, M, N, R, U, V, W, X, Z

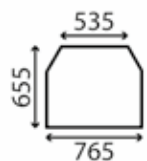
REF 164TA4003



Window, cabin rear
Flat; green tinted; from S/N M770959

Used on machine type: A, B, C, D, E, F, G, H, I, J, K, L, M, N, O, P, Q, R, S, T, U, V, W, X, Y, Z, AA, AB, AC, AD, AE

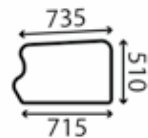
REF 164TA4004



Window, cabin roof
Opening; flat; green tinted

Used on machine type: A, B, C, D, E, F, G, H, I, J, K, L, M, N, O, P, Q, R, S, T, U, V, W, X, Y, Z, AA, AB, AC, AD, AE

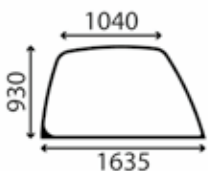
REF 164TA4005



Window, cabin LH door lower
Flat; clear

Used on machine type: A, B

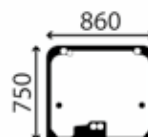
REF 164TA4006



Window, cabin side
RH; flat; green tinted

Used on machine type: A, B

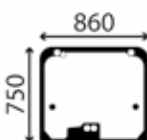
REF 164TA4007



Window, cabin rear
Curved; green tinted

Used on machine type: A, B

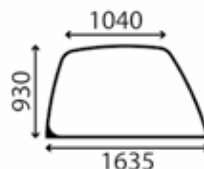
REF 164TA4008



Window, cabin rear
De-icing; curved; green tinted

Used on machine type: A, B

REF 166TA2119



Window, cabin side
RH; de-icing; laminated; flat; green tinted

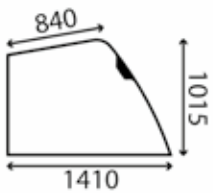
Used on machine type: A, B

REF 166TA2120



Used on: JCB-6

A	TLT 20D	00788000-00788999/00891000-00893999/01174000-01176559
B	TLT 20G	00788051-00788999/00891000-00893999/01174000-01176999/01539000-01541999
C	TLT 25D	00788000-00788999/00891000-00893999/01174000-01176559/01176560-01176999/01539000-01541999
D	TLT 25G	00788051-00788999/00891000-00893999/01174000-01176999/01539000-01541999
E	TLT 30D	00788000-00788999/00891000-00893999/01174000-01176569/01176570-01176999/01539000-01541999
F	TLT 30D 4WD	00788000-00788999/00891000-00893999/01174000-01176572/01176573-01176999/01539000-01541999
G	TLT 30D HL	01174000-01176593/01176594-01176999/01539000-01541999
H	TLT 30G	00788051-00788999/00891000-00893999/01174000-01176999/01539000-01541999
I	TLT 35D	00893000-00893999/01174000-01176591/01176592-01176999/01539000-01541999
J	TLT 35D 4WD	00893000-00893999/01174000-01176585/01176586-01176999



Window, cabin side
RH; flat; clear

Used on machine type: A, B, C, D, E, F, H

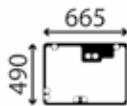
REF 164TA4150



Window, cabin side
RH; flat; green tinted

Used on machine type: C, E, F, G, I, J

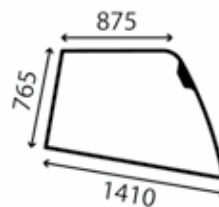
REF 164TA4151



Window, cabin rear
Flat; green tinted

Used on machine type: C, E, F, G, I, J

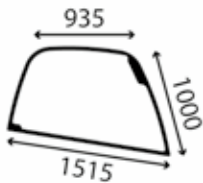
REF 164TA4152



Window, cabin side
RH; flat; clear

Used on machine type: A, B, C, D, E, F, H

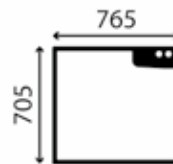
REF 164TA6454



Window, cabin side
RH; flat; green tinted

Used on machine type: C, E, F, G, I, J

REF 164TA6455



Window, cabin rear
Flat; clear

Used on machine type: A, B, C, D, E, F, H

REF 165TA3442



Window, cabin rear
Lower; flat; green tinted

Used on machine type: C, E, F, G, I, J

REF 165TA3462



Window, cabin side
LH; flat; green tinted

Used on machine type: C, E, F, G, I, J

REF 165TA3463



Window, cabin LH door upper
Flat; green tinted

Used on machine type: C, E, F, G, I, J

REF 165TA3464



Window, cabin LH door upper
Flat; green tinted

Used on machine type: C, E, F, G, I, J

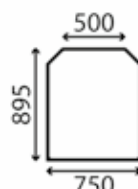
REF 165TA3471



Window, cabin side
LH; flat; green tinted

Used on machine type: C, E, F, G, I, J

REF 165TA3472



Window, cabin front
Curved; green tinted

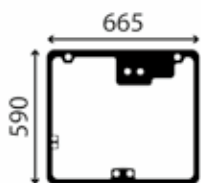
Used on machine type: C, E, F, G, I, J

REF 165TA3473



Used on: JCB-6

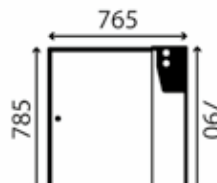
A	TLT 20D	00788000-00788999/00891000-00893999/01174000-01176559
B	TLT 20G	00788051-00788999/00891000-00893999/01174000-01176999/01539000-01541999
C	TLT 25D	00788000-00788999/00891000-00893999/01174000-01176559/01176560-01176999/01539000-01541999
D	TLT 25G	00788051-00788999/00891000-00893999/01174000-01176999/01539000-01541999
E	TLT 30D	00788000-00788999/00891000-00893999/01174000-01176569/01176570-01176999/01539000-01541999
F	TLT 30D 4WD	00788000-00788999/00891000-00893999/01174000-01176572/01176573-01176999/01539000-01541999
G	TLT 30D HL	01174000-01176593/01176594-01176999/01539000-01541999
H	TLT 30G	00788051-00788999/00891000-00893999/01174000-01176999/01539000-01541999
I	TLT 35D	00893000-00893999/01174000-01176591/01176592-01176999/01539000-01541999
J	TLT 35D 4WD	00893000-00893999/01174000-01176585/01176586-01176999



Window, cabin rear
Opening; flat; green tinted

Used on machine type: C, E, F, G, I, J

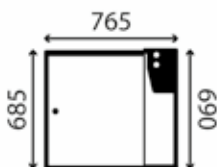
REF 165TA3474



Window, cabin rear
Flat; clear

Used on machine type: A, B, C, D, E, F, H

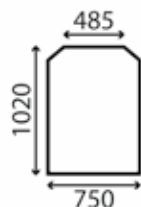
REF 165TA3482



Window, cabin rear
Flat; clear

Used on machine type: A, B, C, D, E, F, H

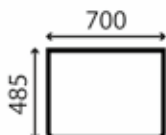
REF 165TA3483



Window, cabin front
Curved; green tinted

Used on machine type: C, E, F, G, I, J

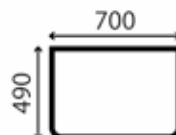
REF 166TA2121



Window, cabin roof
Curved; green tinted

Used on machine type: C, E, F, G, I, J

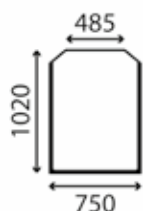
REF 166TA2122



Window, cabin roof
Curved; clear

Used on machine type: A, B, C, D, E, F, H

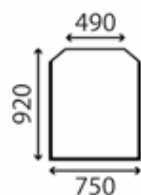
REF 166TA2123



Window, cabin front
Curved; clear

Used on machine type: A, B, C, D, E, F, H

REF 166TA2124



Window, cabin front
Curved; clear

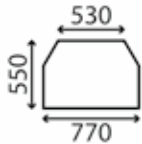
Used on machine type: A, B, C, D, E, F, H

REF 166TA2125



Used on: JCB-7

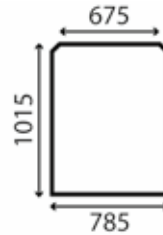
A 525-60 1709724-1709999/2336575-2356575/2365579-2366532/2404450-2405000/2457001-2460000



Window, cabin roof
Opening; flat; green tinted

Used on machine type: A

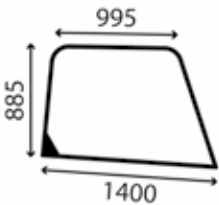
REF 164TA3924



Window, cabin front
Flat; green tinted

Used on machine type: A

REF 166TA2126



Window, cabin side
RH; flat; green tinted

Used on machine type: A

REF 166TA2128



Window, cabin LH door upper
Flat; green tinted

Used on machine type: A

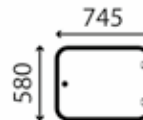
REF 166TA2129



Window, cabin side
LH; flat; green tinted

Used on machine type: A

REF 166TA2130



Window, cabin rear
Flat; green tinted

Used on machine type: A

REF 166TA2131



Used on: JCB-8

A	530	00768740-01016568/01036561-01185999/01232500-01232999
B	530 FS PLUS	00781939-01016568/01016682-01185999/01232500-01232999
C	530 S X	01016682-01185999/01232500-01232999
D	530 S XL	01016682-01185999/01232500-01232999
E	530 SUPER	01016682-01185999/01232500-01232999
F	530 SWAY	01036561-01185999/01232500-01232999
G	531-70 SWAY T2	01186000-01197176/01422000-01441999
H	531-70 T2	01186000-01197176/01422000-01441999
I	531-70 T3	01197177-01200999/01422000-01441999/01508000-01534999
J	532	00767000-01036593/01036593-01166798
K	532 H	00711057-01038155/01038000-01039999
L	533-105	01036561-01185999
M	533-105 T2	01186000-01200999/01422000-01425436/01508000-01534999
N	533-105 T3	01508000-01534999
O	535-125	01064203-01185999/01232500-01232999
P	535-125 HIVIZ T2	01196069-01198382/01422000-01441999/01508000-01534999

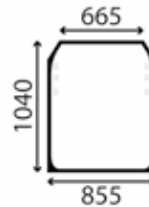


Gas spring, hood/cover

770 N; length: 525,00 mm

Used on machine type: A, B

REF 164TA3925



Window, cabin front

Used on machine type: A, B, D, E, F, G, H, I, J, K, L, M, N, O, P

REF 164TA3987

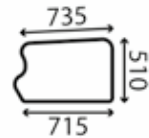


Window, cabin LH door upper

Opening; flat; green tinted

Used on machine type: A, B, D, E, F, G, H, I, J, K, L, M, N, O, P

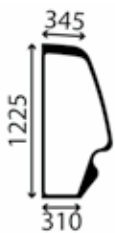
REF 164TA3990



Window, cabin LH door lower

Used on machine type: I, N

REF 164TA3992

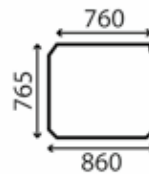


Window, cabin side

LH; flat; green tinted

Used on machine type: A, B, D, E, F, G, H, I, J, K, L, M, N, O, P

REF 164TA3994

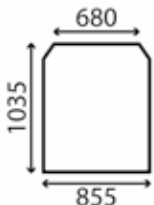


Window, cabin roof

Opening; curved; green tinted

Used on machine type: A, B, D, E, F, G, H, I, J, K, L, M, N, O, P

REF 164TA3995

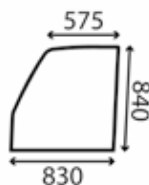


Window, cabin front

Curved; green tinted

Used on machine type: A, B

REF 164TA3996

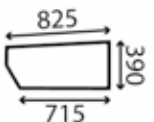


Window, cabin LH door upper

Flat; green tinted

Used on machine type: A, B

REF 164TA3997

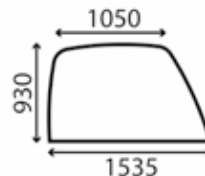


Window, cabin LH door lower

Flat; green tinted

Used on machine type: A, B

REF 164TA3998



Window, cabin side

RH; flat; green tinted

Used on machine type: A, B

REF 164TA3999



Used on: JCB-8

A	530	00768740-01016568/01036561-01185999/01232500-01232999
B	530 FS PLUS	00781939-01016568/01016682-01185999/01232500-01232999
C	530 S X	01016682-01185999/01232500-01232999
D	530 S XL	01016682-01185999/01232500-01232999
E	530 SUPER	01016682-01185999/01232500-01232999
F	530 SWAY	01036561-01185999/01232500-01232999
G	531-70 SWAY T2	01186000-01197176/01422000-01441999
H	531-70 T2	01186000-01197176/01422000-01441999
I	531-70 T3	01197177-01200999/01422000-01441999/01508000-01534999
J	532	00767000-01036593/01036593-01166798
K	532 H	00711057-01038155/01038000-01039999
L	533-105	01036561-01185999
M	533-105 T2	01186000-01200999/01422000-01425436/01508000-01534999
N	533-105 T3	01508000-01534999
O	535-125	01064203-01185999/01232500-01232999
P	535-125 HIVIZ T2	01196069-01198382/01422000-01441999/01508000-01534999



Window, cabin side

LH; flat; clear

Used on machine type: A, B

REF 164TA4000

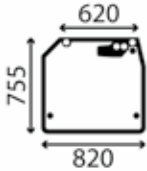


Window, cabin side

LH; flat; green tinted

Used on machine type: A, B

REF 164TA4001

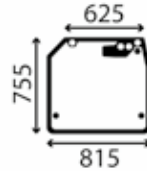


Window, cabin rear

Flat; clear

Used on machine type: A

REF 164TA4002

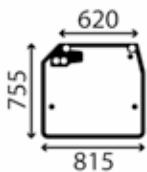


Window, cabin rear

Flat; green tinted; up to S/N M770958

Used on machine type: A

REF 164TA4003

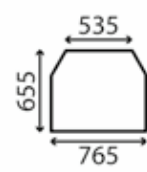


Window, cabin rear

Flat; green tinted; from S/N M770959

Used on machine type: A, B

REF 164TA4004

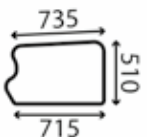


Window, cabin roof

Opening; flat; green tinted

Used on machine type: A, B

REF 164TA4005

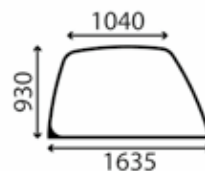


Window, cabin LH door lower

Flat; clear

Used on machine type: A, B, C, D, E, F, G, H, I, J, K, L, M, N, O, P

REF 164TA4006

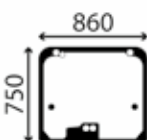


Window, cabin side

RH; flat; green tinted

Used on machine type: A, B, D, E, F, G, H, I, J, K, L, M, N, O, P

REF 164TA4007

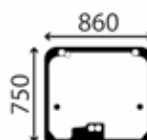


Window, cabin rear

Curved; green tinted

Used on machine type: A, B, D, E, F, G, H, I, J, K, L, M, N, O, P

REF 164TA4008



Window, cabin rear

De-icing; curved; green tinted

Used on machine type: A, B, D, E, F, G, H, I, J, K, L, M, N, O, P

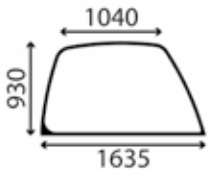
REF 166TA2119



Used on: JCB-8

A	530	00768740-01016568/01036561-01185999/01232500-01232999
B	530 FS PLUS	00781939-01016568/01016682-01185999/01232500-01232999
C	530 S X	01016682-01185999/01232500-01232999
D	530 S XL	01016682-01185999/01232500-01232999
E	530 SUPER	01016682-01185999/01232500-01232999
F	530 SWAY	01036561-01185999/01232500-01232999
G	531-70 SWAY T2	01186000-01197176/01422000-01441999
H	531-70 T2	01186000-01197176/01422000-01441999
I	531-70 T3	01197177-01200999/01422000-01441999/01508000-01534999
J	532	00767000-01036593/01036593-01166798
K	532 H	00711057-01038155/01038000-01039999
L	533-105	01036561-01185999
M	533-105 T2	01186000-01200999/01422000-01425436/01508000-01534999
N	533-105 T3	01508000-01534999
O	535-125	01064203-01185999/01232500-01232999
P	535-125 HIVIZ T2	01196069-01198382/01422000-01441999/01508000-01534999

Used on: JCB



Window, cabin side

RH; de-icing; laminated; flat; green tinted

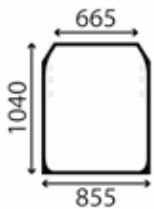
Used on machine type: A, B, D, E, F, G, H, I, J, K, L, M, N, O, P

REF 166TA2120



Used on: JCB-9

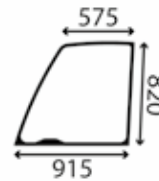
A	535-125 HIVIZ T3	01508000-01534999
B	535-125 T2	01186000-01200999/01422000-01441999/01508000-01534999
C	535-140	01065087-01185999
D	535-140 HIVIZ T2	01196069-01198382/01508000-01534999
E	535-140 HIVIZ T3	01508000-01534999
F	535-140 T2	01186000-01200999/01422000-01441999/01508000-01534999
G	535-60	01064599-01185999/01231500-01232999
H	535-60 FS	01064599-01185999/01231500-01232999
I	535-60 FS PLUS	01064599-01185999/01231500-01232999
J	535-95	2083497-2084497/2144565-2149565/217302-2183052/2183053-2183999/2336575-2356575/2440751/01036561-01185999
K	535-95 FS	01232500-01232999
L	535-95 FS PLUS	01036561-01185999
M	535-95 SWAY	01036561-01185999
N	535-95 SWAY T2	01186000-01200999/01422000-01425436/01508000-01534999
O	535-95 T2	01186000-01200999/01422000-01425436/01508000-01534999
P	535-95 T3	01198268-01200999/01425437-01441999/01508000-01534999



Window, cabin front

Used on machine type: A, B, C, D, E, F, G, H, I, J, K, L, M, N, O, P

REF 164TA3987

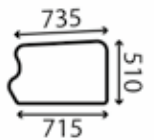


Window, cabin LH door upper

Opening; flat; green tinted

Used on machine type: A, B, C, D, E, F, G, H, I, J, K, L, M, N, O, P

REF 164TA3990



Window, cabin LH door lower

Used on machine type: P

REF 164TA3992

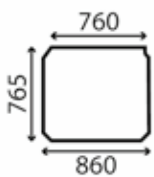


Window, cabin side

LH; flat; green tinted

Used on machine type: A, B, C, D, E, F, G, H, I, J, K, L, M, N, O, P

REF 164TA3994

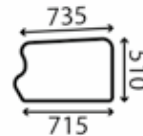


Window, cabin roof

Opening; curved; green tinted

Used on machine type: A, B, C, D, E, F, G, H, I, J, K, L, M, N, O, P

REF 164TA3995

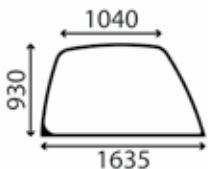


Window, cabin LH door lower

Flat; clear

Used on machine type: A, B, C, D, E, F, G, H, I, J, K, L, M, N, O

REF 164TA4006

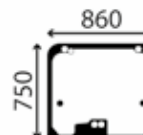


Window, cabin side

RH; flat; green tinted

Used on machine type: A, B, C, D, E, F, G, H, I, J, K, L, M, N, O, P

REF 164TA4007

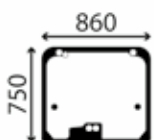


Window, cabin rear

Curved; green tinted

Used on machine type: A, B, C, D, E, F, G, H, I, J, K, L, M, N, O, P

REF 164TA4008

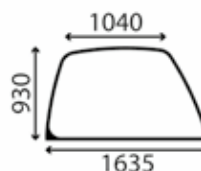


Window, cabin rear

De-icing; curved; green tinted

Used on machine type: A, B, C, D, E, F, G, H, I, J, K, L, M, N, O, P

REF 166TA2119



Window, cabin side

RH; de-icing; laminated; flat; green tinted

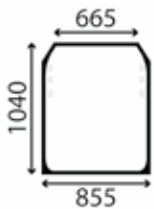
Used on machine type: A, B, C, D, E, F, G, H, I, J, K, L, M, N, O, P

REF 166TA2120



Used on: JCB-10

A	535 FS SUPER	01064599-01185999/01231500-01232999
B	535 S TELEAGRI	01064599-01185999/01231500-01232999
C	535 SX TELEAGRI	01064599-01185999/01231500-01232999
D	535 SXL TELEAGRI	01064599-01185999/01231500-01232999
E	535 TELEBAT	01064599-01185999/01231500-01232999
F	536-60	01422000-01441999/01508000-01534999
G	536-60 T2	01186000-01200999/01422000-01441999
H	536-70	01198979-01200999/01422000-01441999/01508000-01534999
I	537	01036593-01166798
J	537 H	01037973-01039999
K	540-140	2083497-2084497/2144565-2149565/2173052-2183052/2336575-2356575/2440751/01064203-01185999/01232500-01232999
L	540-140 T2	01186000-01200999/01508000-01534999
M	540-140 T3	01422000-01441999/01508000-01534999
N	540-170	00780925-01037580/01037581-01039999/01064000-01067999/01152000-01154999/01165000-01167999/01186000-01200999/01422000-01441999
O	540-170 T2	01065080-01069599



Window, cabin front

Used on machine type: A, B, C, D, E, F, G, H, I, J, K, L, M, N, O

REF 164TA3987

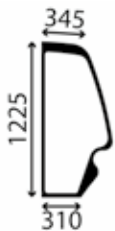


Window, cabin LH door upper

Opening; flat; green tinted

Used on machine type: A, B, C, D, E, F, G, H, I, J, K, L, M, N, O

REF 164TA3990

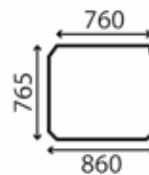


Window, cabin side

LH; flat; green tinted

Used on machine type: A, B, C, D, E, F, G, H, I, J, K, L, M, N, O

REF 164TA3994

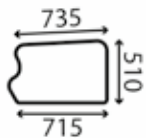


Window, cabin roof

Opening; curved; green tinted

Used on machine type: A, B, C, D, E, F, G, H, I, J, K, L, M, N, O

REF 164TA3995

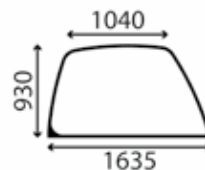


Window, cabin LH door lower

Flat; clear

Used on machine type: A, B, C, D, E, F, G, H, I, J, K, L, M, N, O

REF 164TA4006

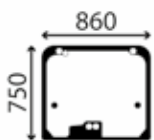


Window, cabin side

RH; flat; green tinted

Used on machine type: A, B, C, D, E, F, G, H, I, J, K, L, M, N, O

REF 164TA4007

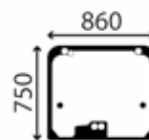


Window, cabin rear

Curved; green tinted

Used on machine type: A, B, C, D, E, F, G, H, I, J, K, L, M, N, O

REF 164TA4008

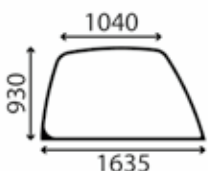


Window, cabin rear

De-icing; curved; green tinted

Used on machine type: A, B, C, D, E, F, G, H, I, J, K, L, M, N, O

REF 166TA2119



Window, cabin side

RH; de-icing; laminated; flat; green tinted

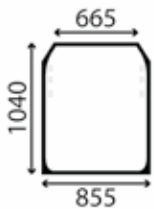
Used on machine type: A, B, C, D, E, F, G, H, I, J, K, L, M, N, O

REF 166TA2120



Used on: JCB-11

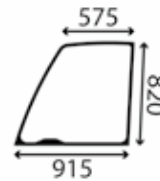
A	535-95	2083497-2084497/2144565-2149565/217302-2183052/2183053-2183999/2336575-2356575/2440751
B	540	01036561-01185999/01232500-01232999
C	540 FS PLUS	01016682-01185999/01232500-01232999
D	540 S XL	00781939-01016568/01016682-01185999/01232500-01232999
E	540 SUPER	01016682-01185999/01232500-01232999
F	540 SWAY	01036561-01185999/01232500-01232999
G	540 SX	01016682-01185999/01232500-01232999
H	540-140	2083497-2084497/2144565-2149565/2173052-2183052/2336575-2356575/2440751
I	540-170 T3	01508000-01534999
J	540-180	2460601-2473000/2546101-2556100
K	541-70 SWAY T2	01186000-01197176/01422000-01441999
L	541-70 T2	01186000-01197176/01422000-01441999
M	541-70 T3	01197177-01200999/01422000-01441999/01508000-01534999
N	550-140	01508000-01535000



Window, cabin front

Used on machine type: A, B, C, D, E, F, G, H, I, K, L, M, N

REF 164TA3987

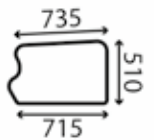


Window, cabin LH door upper

Opening; flat; green tinted

Used on machine type: B, C, D, E, F, G, I, K, L, M, N

REF 164TA3990



Window, cabin LH door lower

Used on machine type: A, H, J, N

REF 164TA3992

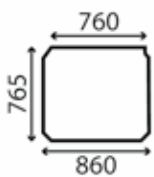


Window, cabin side

LH; flat; green tinted

Used on machine type: A, B, C, D, E, F, G, H, I, J, K, L, M, N

REF 164TA3994

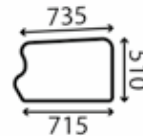


Window, cabin roof

Opening; curved; green tinted

Used on machine type: B, C, D, E, F, G, H, I, K, L, M, N

REF 164TA3995

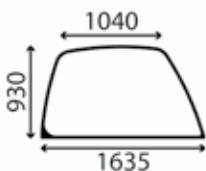


Window, cabin LH door lower

Flat; clear

Used on machine type: B, C, D, E, F, G, I, K, L, M

REF 164TA4006

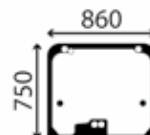


Window, cabin side

RH; flat; green tinted

Used on machine type: B, C, D, E, F, G, H, I, J, K, L, M, N

REF 164TA4007

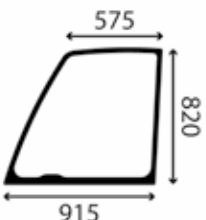


Window, cabin rear

Curved; green tinted

Used on machine type: B, C, D, E, F, G, I, K, L, M, N

REF 164TA4008

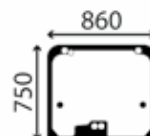


Window, cabin LH door upper

Opening; flat; green tinted

Used on machine type: A, H, J

REF 165TA3375



Window, cabin rear

De-icing; curved; green tinted

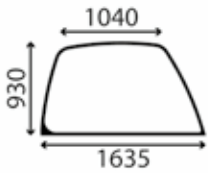
Used on machine type: B, C, D, E, F, G, I, K, L, M, N

REF 166TA2119



Used on: JCB-11

A	535-95	2083497-2084497/2144565-2149565/217302-2183052/2183053-2183999/2336575-2356575/2440751
B	540	01036561-01185999/01232500-01232999
C	540 FS PLUS	01016682-01185999/01232500-01232999
D	540 S XL	00781939-01016568/01016682-01185999/01232500-01232999
E	540 SUPER	01016682-01185999/01232500-01232999
F	540 SWAY	01036561-01185999/01232500-01232999
G	540 SX	01016682-01185999/01232500-01232999
H	540-140	2083497-2084497/2144565-2149565/2173052-2183052/2336575-2356575/2440751
I	540-170 T3	01508000-01534999
J	540-180	2460601-2473000/2546101-2556100
K	541-70 SWAY T2	01186000-01197176/01422000-01441999
L	541-70 T2	01186000-01197176/01422000-01441999
M	541-70 T3	01197177-01200999/01422000-01441999/01508000-01534999
N	550-140	01508000-01535000

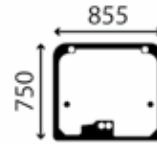


Window, cabin side

RH; de-icing; laminated; flat; green tinted

Used on machine type: A, B, C, D, E, F, G, K, L, M, N

REF 166TA2120

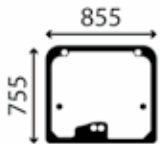


Window, cabin rear

De-icing; curved; green tinted

Used on machine type: A

REF 166TA2127



Window, cabin rear

Curved; green tinted

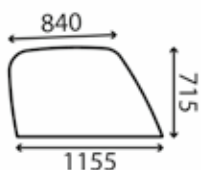
Used on machine type: H

REF 166TA2132



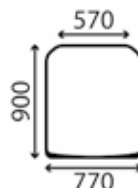
Used on: JCB-12

A 515-40 (ROW) 01627500-01628499



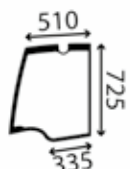
Window, cabin side
RH; flat; green tinted

Used on machine type: A
REF 164TA3899



Window, cabin front
Flat; green tinted

Used on machine type: A
REF 164TA3906



Window, cabin LH door upper
LH; upper; flat; green tinted

Used on machine type: A
REF 164TA3907



Window, cabin LH door lower
LH; lower; flat; green tinted

Used on machine type: A
REF 164TA3908



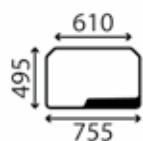
Window, cabin side
LH; front; flat; green tinted

Used on machine type: A
REF 164TA3909



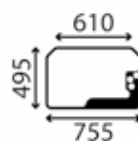
Window, cabin side
LH; rear; flat; green tinted

Used on machine type: A
REF 164TA3910



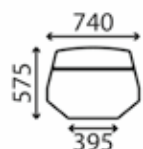
Window, cabin rear
Flat; green tinted

Used on machine type: A
REF 164TA3911



Window, cabin rear
Flat; green tinted

Used on machine type: A
REF 164TA3912



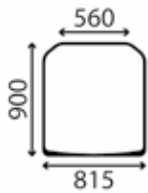
Window, cabin roof
Opening; flat; green tinted

Used on machine type: A
REF 164TA3913



Used on: JCB-13

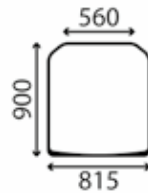
A	515-40	01012000-01014999
B	520-40	01014357-01014999
C	524-50	01068000-01069456
D	524-50 T2	01069457-01069548/01417000-01418024
E	524-50 T3	01418025-01419999
F	527-55	01068000-01069456
G	527-55 S	01068000-01069456
H	527-55 S T2	01069457-01069548/01417000-01418024
I	527-55 T2	01069457-01069548/01417000-01418024



Window, cabin front
Laminated; flat; clear

Used on machine type: A, B

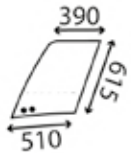
REF 139TA5282



Window, cabin front
Laminated; flat; green tinted

Used on machine type: A, B, C, D, E, F, G, H, I

REF 164TA3891



Window, cabin LH door upper
Front; sliding; flat; green tinted

Used on machine type: A, B

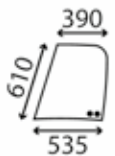
REF 164TA3892



Window, cabin LH door upper
Front; sliding; flat; green tinted

Used on machine type: A, B

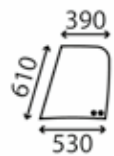
REF 164TA3893



Window, cabin LH door upper
Rear; sliding; flat; green tinted

Used on machine type: A, B

REF 164TA3894



Window, cabin LH door upper
Rear; sliding; flat; green tinted

Used on machine type: A, B

REF 164TA3895



Window, cabin LH door lower
Flat; clear

Used on machine type: A, B

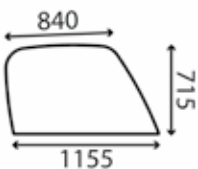
REF 164TA3896



Window, cabin LH door lower
Flat; green tinted

Used on machine type: A, B, C, D, E, F, G, H, I

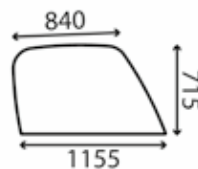
REF 164TA3897



Window, cabin side
RH; flat; clear

Used on machine type: A, B

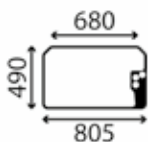
REF 164TA3898



Window, cabin side
RH; flat; green tinted

Used on machine type: A, B, C, D, E, F, G, H, I

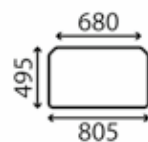
REF 164TA3899



Window, cabin rear
Flat; clear

Used on machine type: A, B

REF 164TA3900



Window, cabin rear
Flat; clear

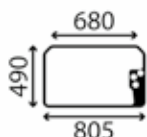
Used on machine type: A, B

REF 164TA3901



Used on: JCB-13

A	515-40	01012000-01014999
B	520-40	01014357-01014999
C	524-50	01068000-01069456
D	524-50 T2	01069457-01069548/01417000-01418024
E	524-50 T3	01418025-01419999
F	527-55	01068000-01069456
G	527-55 S	01068000-01069456
H	527-55 S T2	01069457-01069548/01417000-01418024
I	527-55 T2	01069457-01069548/01417000-01418024

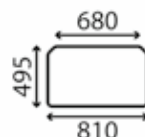


Window, cabin rear

Flat; green tinted

Used on machine type: A, B, C, D, E, F, G, H, I

REF 164TA3902

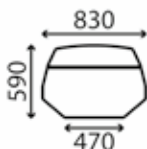


Window, cabin rear

Flat; green tinted

Used on machine type: A, B, C, D, E, F, G, H, I

REF 164TA3903

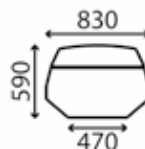


Window, cabin roof

Opening; laminated; flat; clear

Used on machine type: A, B

REF 164TA3904

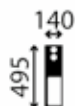


Window, cabin roof

Opening; laminated; flat; green tinted

Used on machine type: A, B, C, D, E, F, G, H, I

REF 164TA3905



Window, cabin rear

RH; flat; clear

Used on machine type: A, B, C, F

REF 164TA4169



Window, cabin rear

LH; flat; clear

Used on machine type: B, C

REF 164TA4174



Used on: JCB-14

- A 802 SUPER (BONDED VERSION)
- B 802.7 (BONDED VERSION)

Used on: JCB



Window, cabin door lower

Used on machine type: A, B

REF 139TA5933



Window, cabin RH door upper

RH; front; upper; flat; green tinted

Used on machine type: A, B

REF 164TA4159



Window, cabin door lower

Used on machine type: A, B

REF 164TA4160



Window, cabin side

LH; flat; clear

Used on machine type: A

REF 164TA4162



Used on: JCB-15

A	214 E	00960000-00989999/01327000-01349999/01616000-01625999/01705500-01709999
B	2CX	00489696-00499999/00655030-00656999/00657000-00659598/00659599-00659999/00760001-00764999/00920001-00929999/00930001-00930001/00930001-00959999/00959999-00959999/00960000-00989999/01327000-01349999/01616000-01625999
C	2CX AM LE	00480600-00489695
D	2CX FARMMASTER	00659599-00659999/00760001-00764999
E	2CX FM LE	00480600-00489695
F	2CX L	00489696-00499999/00655030-00656999/00657000-00659598/00659599-00659999/00760001-00764999/00920001-00929999/00930001-00959999/00960000-00989999/01327000-01349999/01616000-01625999/01705500-01709999
G	2CX L LE	00480600-00489695
H	2CX LE	00480600-00489695
I	2CX S	00930001-00959999/00960000-00989999/01327000-01349999/01616000-01625999/01705500-01709999
J	2CX SL	00930001-00959999/00960000-00989999/01327000-01349999/01616000-01625999/01705500-01709999
K	2CX SM	00930001-00959999/00960000-00989999/01327000-01349999/01616000-01625999/01705500-01709999
L	2CX U	00489696-00499999/00920001-00929999
M	2CX U LE	00480600-00489695
N	2CX UTILITY	00960000-00989999/01327000-01349999/01616000-01625999/01705500-01709999
O	2CX-AIRMASTER	00489696-00499999/00659599-00659999/00760001-00764999/00920001-00929999/00930001-00959999/00960000-00989999/01327000-01349999/01616000-01625999/01705500-01709999
P	2DX	00659249-00659999/00760001-00764999
Q	2DX LE	00480600-00499999/00659249-00659999/00760001-00764999/00920001-00929999
R	3C	00960000-00989999/01327000-01349999/01616000-01625999/01705500-01709999
S	3C 14	00960000-00989999/01327000-01349999/01616000-01625999/01705500-01709999



Window, cabin front lower
RH; front; lower; curved; green tinted

Used on machine type: A, B, C, F, G, H, I, J, K, L, M, N, O, Q, R, S

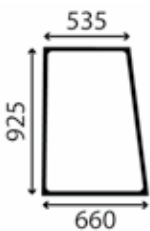
REF 164TA3878



Window, cabin front lower
LH; front; lower; curved; green tinted

Used on machine type: A, B, C, F, G, H, I, J, K, L, M, N, O, Q, R, S

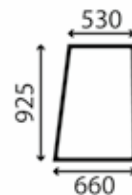
REF 164TA3879



Window, cabin RH door upper
RH; upper; flat; green tinted

Used on machine type: A, B, C, D, E, F, G, H, I, J, K, L, M, N, O, P, Q, R, S

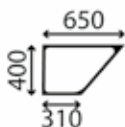
REF 164TA3880



Window, cabin LH door upper
LH; upper; flat; green tinted

Used on machine type: A, B, F, I, J, K, N, O, R, S

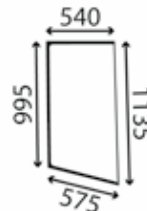
REF 164TA3881



Window, cabin LH door lower
LH; lower; flat; green tinted

Used on machine type: A, B, F, I, J, K, N, O, R, S

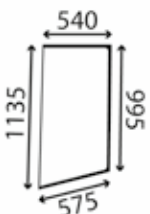
REF 164TA3882



Window, cabin side
LH; flat; green tinted

Used on machine type: A, B, C, D, E, F, G, H, I, J, K, L, M, N, O, P, Q, R, S

REF 164TA3883



Window, cabin side
RH; rear; flat; green tinted

Used on machine type: A, B, C, D, E, F, G, H, I, J, K, L, M, N, O, P, Q, R, S

REF 164TA3884



Window, cabin side
RH; corner; flat; green tinted

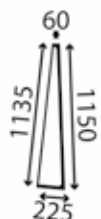
Used on machine type: A, B, D, F, O, P, Q, R, S

REF 164TA3885



Used on: JCB-15

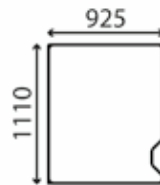
Used on: JCB



Window, cabin side
LH; corner; flat; green tinted

Used on machine type: A, B, D, F, O, P, Q, R, S

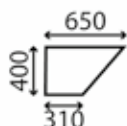
REF 164TA3886



Window, cabin rear
Flat; green tinted

Used on machine type: A, B, D, F, O, P, Q, R, S

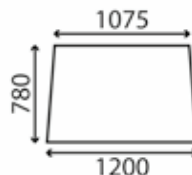
REF 164TA3887



Window, cabin LH door lower
LH; lower; flat; green tinted

Used on machine type: B, C, D, E, F, G, H, L, M, O, P, Q

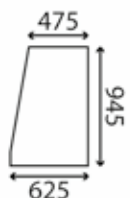
REF 164TA4016



Window, cabin front
Flat; clear

Used on machine type: B, F

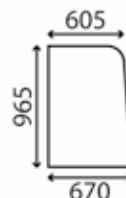
REF 164TA4017



Window, cabin LH door upper
LH; upper; flat; clear

Used on machine type: B, F

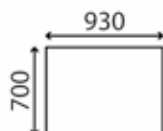
REF 164TA4018



Window, cabin side
Side; flat; clear

Used on machine type: B, F

REF 164TA4020



Window, cabin rear
Upper; flat; clear

Used on machine type: B, D, F, O

REF 164TA4021



Window, cabin rear
Lower; flat; clear

Used on machine type: B, F

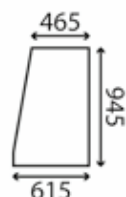
REF 164TA4022



Window, cabin front lower
Front; lower; flat; clear

Used on machine type: B, D, F, O

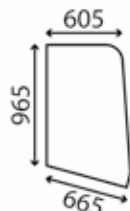
REF 164TA4023



Window, cabin LH door upper
LH; upper; flat; clear

Used on machine type: B, D, F, O

REF 164TA4024



Window, cabin side
Side; flat; clear

Used on machine type: B, D, F, O

REF 164TA4026



Window, cabin rear
Lower; flat; clear

Used on machine type: B, D, F, O

REF 164TA4027



Window, cabin front lower
RH; front; lower; flat; clear

Used on machine type: B, D, F, O, P, Q

REF 164TA4028



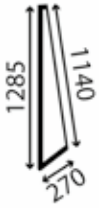
Window, cabin front lower
LH; front; lower; flat; clear

Used on machine type: B, D, F, O, P, Q

REF 164TA4029



Used on: JCB-15



Window, cabin side

RH; corner; flat; green tinted

Used on machine type: B, F, I, J, K, N, O

REF 164TA4030

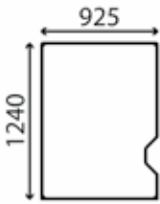


Window, cabin side

LH; corner; flat; green tinted

Used on machine type: B, F, I, J, K, N, O

REF 164TA4031

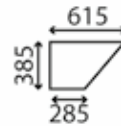


Window, cabin rear

Flat; green tinted

Used on machine type: B, F, I, J, K, N, O

REF 164TA4032



Window, cabin LH door lower

LH; lower; flat; clear

Used on machine type: B, F

REF 165TA3440

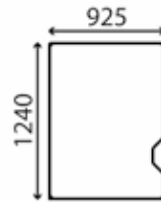


Window, cabin LH door lower

LH; lower; flat; clear

Used on machine type: B, D, F, O

REF 165TA3441



Window, cabin rear

Flat; green tinted

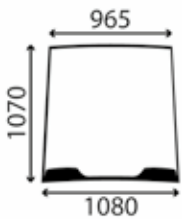
Used on machine type: B, F, I, J, K, N, O

REF 165TA3459



Used on: JCB-16

A	411	00527850-00528049/00528050-00528999/01241500-01241999/01302600-01302999
B	411 B	00527400-00527849
C	411 B LE	00527400-00527849
D	412 S	01242000-01242499/01421800-01421999/01463500-01463999
E	416	00530100-00530349/00530350-00530599/00530600-00530999/01243000-01243499/01317500-01317999/01472000-01472999
F	416 B	00529500-00530099
G	416 B LE	00529500-00530099
H	416 S	00543000-00543099/00543250-00543999/01243500-01243999
I	426	00532100-00532499/00532500-00532999/01173000-01173999
J	426 B	00533300-00533699
K	426 B LE	00531300-00531800
L	426 B-M	00531300-00531800
M	436	00533700-00534199/00534200-00534999
N	436 B	00533300-00533699
O	436 B LE	00533300-00533699
P	446	00540013-00540014/00540100-00540130
Q	446 B	00540000-00540011
R	456	01169001-01169999/00539229-00539399/00539400-00539807
R	456 B	00539000-00539228



Window, cabin front

Curved; green tinted

Used on machine type: A, B, C, E, F, G, H, I, J, K, L, M, N, O, P, Q, R, R

REF 164TA3889

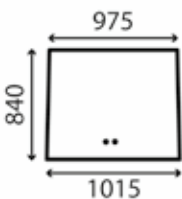


Window, cabin front

LH; flat; green tinted

Used on machine type: A, B, C, D, E, F, G, H, I, J, K, L, M, N, O, P, Q, R, R

REF 164TA3890

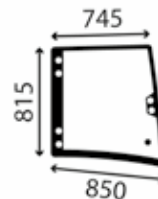


Window, cabin rear

Flat; green tinted

Used on machine type: B, C, F, G, H, J, K, L, N, O, Q, R

REF 165TA3448



Window, cabin side

RH; flat; green tinted

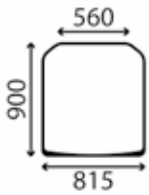
Used on machine type: I, M, P

REF 165TA3465



Used on: JCB-17

J 527-55 T3 01418025-01419999



Window, cabin front
Laminated; flat; green tinted

Used on machine type: J

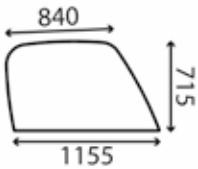
REF 164TA3891



Window, cabin LH door lower
Flat; green tinted

Used on machine type: J

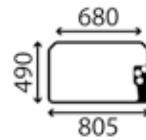
REF 164TA3897



Window, cabin side
RH; flat; green tinted

Used on machine type: J

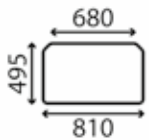
REF 164TA3899



Window, cabin rear
Flat; green tinted

Used on machine type: J

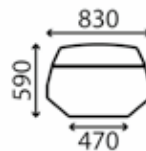
REF 164TA3902



Window, cabin rear
Flat; green tinted

Used on machine type: J

REF 164TA3903



Window, cabin roof
Opening; laminated; flat; green tinted

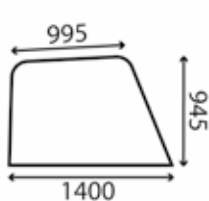
Used on machine type: J

REF 164TA3905

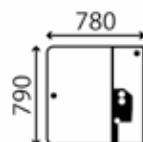


Used on: JCB-18

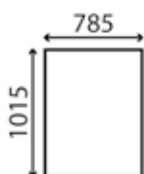
A 526-56 01183732-01183736/01447001-01447999



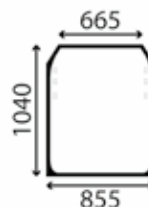
Window, cabin side
RH; flat; green tinted
Used on machine type: A
REF 164TA3919



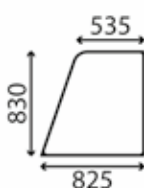
Window, cabin rear
Flat; green tinted
Used on machine type: A
REF 164TA3923



Window, cabin front
Used on machine type: A
REF 164TA3986



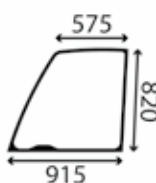
Window, cabin front
Used on machine type: A
REF 164TA3987



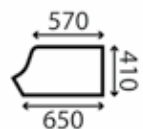
Window, cabin LH door upper
LH; upper; flat; green tinted
Used on machine type: A
REF 164TA3988



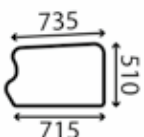
Window, cabin LH door upper
Opening; flat; green tinted
Used on machine type: A
REF 164TA3989



Window, cabin LH door upper
Opening; flat; green tinted
Used on machine type: A
REF 164TA3990



Window, cabin LH door lower
Used on machine type: A
REF 164TA3991



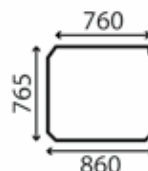
Window, cabin LH door lower
Used on machine type: A
REF 164TA3992



Window, cabin side
LH; flat; green tinted
Used on machine type: A
REF 164TA3993



Window, cabin side
LH; flat; green tinted
Used on machine type: A
REF 164TA3994

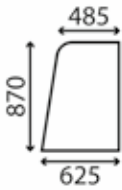


Window, cabin roof
Opening; curved; green tinted
Used on machine type: A
REF 164TA3995



Used on: JCB-19

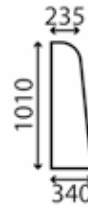
A	1CX	00727000-00727999/00751000-00751599/00807553-00808999/01050000-01051999/01298000-01299998
B	1CX CABLEMASTER	00727000-00727999
C	1CX HF	00727000-00727999/00751000-00751599/00807553-00808999/01050000-01051999/01298000-01299998



Window, cabin LH door upper
LH; upper; flat; green tinted

Used on machine type: A, B, C

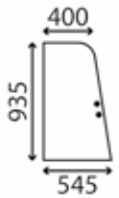
REF 164TA4010



Window, cabin side
LH; flat; green tinted

Used on machine type: A, B, C

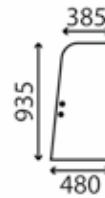
REF 164TA4011



Window, cabin side
RH; front; flat; green tinted

Used on machine type: A, B, C

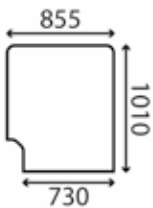
REF 164TA4012



Window, cabin side
RH; rear; flat; green tinted

Used on machine type: A, B, C

REF 164TA4013



Window, cabin rear
Flat; green tinted

Used on machine type: A, B, C

REF 164TA4014



Window, cabin LH door lower
LH; lower; flat; green tinted

Used on machine type: A, C

REF 164TA4015



Used on: JCB-20

A	407 BZX	00755001-00757099
B	407 BZX LE	00755001-00757099
C	407 BZX SUPER	00755001-00757099
D	407 BZX SUPER LE	00755001-00757099
E	407 ZX	00757100-00757999/01136001-01136999
F	407 ZX SUPER	00757100-00757999/01136001-01136999
G	408 BZX	00755001-00757099
H	408 ZX	00757100-00757999/01136001-01136999
I	409 BZX	00755001-00757099
J	409 BZX LE	00755001-00757099
K	409 ZX	00757100-00757999/01136001-01136999
L	410 BZX	00755301-00757599
M	410 ZX	00757600-00757999/01135001-01135999
N	411 BZX	00755301-00757599
O	411 ZX	00757600-00757999/01135001-01135999

Used on: JCB



Window, cabin LH door

LH; flat; green tinted

Used on machine type: A, B, C, D, E, F, G, H, I, J, K, L, M, N, O

REF 164TA3888



Used on: JCB-21

D 2CX FARMMASTER 00659599-00659999/00760001-00764999/00657000-00659598
 O 2CX-AIRMASTER 00489696-00499999/00659599-00659999/00760001-00764999/00920001-00929999/00930001-00959999/00960000-00989999/01327000-01349999/01616000-01625999/01705500-01709999/00657000-00659598



Window, cabin front lower
RH; front; lower; curved; green tinted

Used on machine type: 0

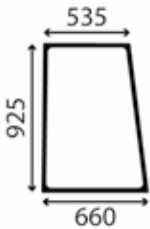
REF 164TA3878



Window, cabin front lower
LH; front; lower; curved; green tinted

Used on machine type: 0

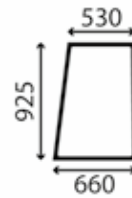
REF 164TA3879



Window, cabin RH door upper
RH; upper; flat; green tinted

Used on machine type: D, 0

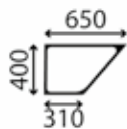
REF 164TA3880



Window, cabin LH door upper
LH; upper; flat; green tinted

Used on machine type: 0

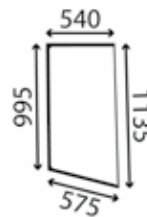
REF 164TA3881



Window, cabin LH door lower
LH; lower; flat; green tinted

Used on machine type: 0

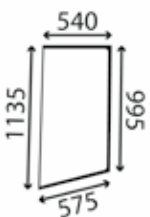
REF 164TA3882



Window, cabin side
LH; flat; green tinted

Used on machine type: D, 0

REF 164TA3883



Window, cabin side
RH; rear; flat; green tinted

Used on machine type: D, 0

REF 164TA3884



Window, cabin side
RH; corner; flat; green tinted

Used on machine type: D, 0

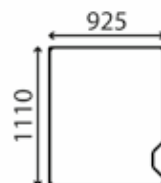
REF 164TA3885



Window, cabin side
LH; corner; flat; green tinted

Used on machine type: D, 0

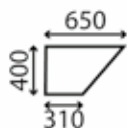
REF 164TA3886



Window, cabin rear
Flat; green tinted

Used on machine type: D, 0

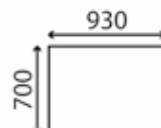
REF 164TA3887



Window, cabin LH door lower
LH; lower; flat; green tinted

Used on machine type: D, 0

REF 164TA4016



Window, cabin rear
Upper; flat; clear

Used on machine type: D, 0

REF 164TA4021



Used on: JCB-21

D 2CX FARMMASTER 00659599-00659999/00760001-00764999/00657000-00659598
 O 2CX-AIRMASTER 00489696-00499999/00659599-00659999/00760001-00764999/00920001-00929999/00930001-00959999/00960000-00989999/01327000-01349999/01616000-01625999/01705500-01709999/00657000-00659598



Window, cabin front lower
Front; lower; flat; clear

Used on machine type: D, O

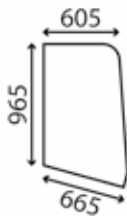
REF 164TA4023



Window, cabin LH door upper
LH; upper; flat; clear

Used on machine type: D, O

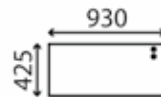
REF 164TA4024



Window, cabin side
Side; flat; clear

Used on machine type: D, O

REF 164TA4026



Window, cabin rear
Lower; flat; clear

Used on machine type: D, O

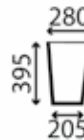
REF 164TA4027



Window, cabin front lower
RH; front; lower; flat; clear

Used on machine type: D, O

REF 164TA4028



Window, cabin front lower
LH; front; lower; flat; clear

Used on machine type: D, O

REF 164TA4029



Window, cabin side
RH; corner; flat; green tinted

Used on machine type: O

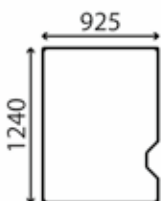
REF 164TA4030



Window, cabin side
LH; corner; flat; green tinted

Used on machine type: O

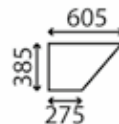
REF 164TA4031



Window, cabin rear
Flat; green tinted

Used on machine type: O

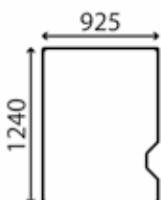
REF 164TA4032



Window, cabin LH door lower
LH; lower; flat; clear

Used on machine type: D, O

REF 165TA3441



Window, cabin rear
Flat; green tinted

Used on machine type: O

REF 165TA3459



Used on: JCB-22

A	3C-2	00290001-00305999/00306001-00336999
B	3C-2 FRANCE	00337000-00399999
C	3CX-2	00290001-00305999/00337000-00399999
D	3CX-2 AUSTRALIA	00290001-00305999/00306001-00336999/00337000-00399999
E	3CX-2 FRANCE	00306001-00336999/00337000-00399999
F	3CX-2 H'MASTER	00306001-00336999/00337000-00399999
G	3CX-2 SITEMASTER	00290001-00305999
H	3CX-2 S'MASTER	00306001-00336999/00337000-00399999
I	3CX-4	00290001-00305999/00306001-00336999/00337000-00399999/00930000-00959999
J	3CX-4 AUSTRALIA	00290001-00305999/00306001-00336999/00337000-00399999
K	3CX-4 FRANCE	00306001-00336999/00337000-00399999
L	3CX-4 H'MASTER	00306001-00336999/00337000-00399999
M	3CX-4 SITEMASTR	00290001-00305999
N	3CX-4 S'MASTER	00306001-00336999/00337000-00399999
O	3D-2	00290001-00305999/00306001-00336999/00337000-00399999
P	3D-4	00290001-00305999/00306001-00336999/00337000-00399999
Q	3D-4 AUSTRALIA	00306001-00336999
R	3DS-2	00290001-00305999
S	3DS-4	00290001-00305999
T	4C TURBO	00306001-00336999
U	4C-2 TURBO	00337000-00399999
V	3CX-4	00290001-00305999/00306001-00336999/00337000-00399999/00930000-00959999//00290001-00305999/00306001-00336999/00337000-00399999/00930000-00959999
V	4C-4 TURBO	00290001-00305999/00337000-00399999
W	4CN-2	00460001-00499999/00920001-00929999/00306001-00336999/00337000-00399999
X	4CN-4	00460001-00499999/00920001-00929999/00306001-00336999/00337000-00399999

Window, cabin front
Flat; clear

Used on machine type: A, B, C, D, E, F, G, H, I, J, K, L, M, N, O, P, Q, R, S, T, U, V, W, X

REF 164TA4033

Window, cabin door upper

Used on machine type: A, C, D, G, I, J, M, O, P, R, S

REF 164TA4034

Window, cabin door upper

Used on machine type: A, C, D, E, G, H, I, J, M, N, O, P, Q, R, S, T, V, W

REF 164TA4035

Window, cabin side
Flat; clear

Used on machine type: A, C, D, E, G, H, I, J, K, M, N, O, P, Q, R, S, V, X

REF 164TA4036

Window, cabin side
Flat; clear

Used on machine type: A, C, D, E, F, G, H, I, J, K, L, M, N, O, P, Q, R, S, T, V, W, X

REF 164TA4037

Window, cabin side
Flat; green tinted

Used on machine type: A, C, D, G, I, J, M, O, P, R, S

REF 164TA4038

Window, cabin rear
Flat; clear

Used on machine type: A, B, C, D, E, F, G, H, I, J, K, L, M, N, O, P, Q, R, S, T, U, V, W, X

REF 164TA4039

Window, cabin rear
Side; flat; clear

Used on machine type: A, C, D, G, I, J, M, O, P, R, S

REF 164TA4040



Used on: JCB-22

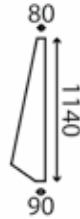
Used on: JCB



Window, cabin side
Rear; flat; clear

Used on machine type: A, B, C, D, E, F, G, H, I, J, K, L, M, N, O, P, Q, R, S, T, U, V, W, X

REF 164TA4041



Window, cabin side
Rear; flat; green tinted

Used on machine type: A, B, C, D, E, F, G, H, I, J, K, L, M, N, O, P, Q, R, S, T, U, V, W, X

REF 164TA4042



Window, cabin RH door
Curved; clear; up to S/N M315336

Used on machine type: A, H, I, J, K, N, O, P, T, W, X

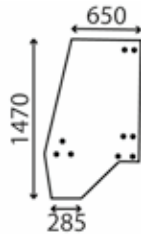
REF 164TA4043



Window, cabin RH door

Used on machine type: A, D, E, F, H, I, J, K, L, N, O, P, Q, T, W, X

REF 164TA4044



Window, cabin LH door
Curved; clear; up to S/N M315336

Used on machine type: A, H, I, J, K, N, O, P, T, W, X

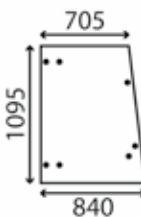
REF 164TA4045



Window, cabin LH door

Used on machine type: A, D, E, F, H, I, J, K, L, N, O, P, Q, T, W, X

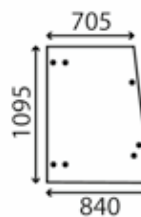
REF 164TA4046



Window, cabin side
Flat; green tinted

Used on machine type: A, D, E, F, H, I, J, K, L, N, O, Q, T, W, X

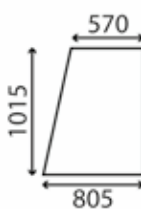
REF 164TA4047



Window, cabin side
Flat; clear

Used on machine type: A, D, E, F, H, I, J, K, L, N, O, Q, T, W, X

REF 164TA4048



Window, cabin door upper
Flat; clear

Used on machine type: B, C, D, E, F, H, I, J, K, L, N, O, P, U, V, W, X

REF 164TA4049



Window, cabin door lower
Flat; clear; up to S/N M363331

Used on machine type: B, C, D, E, F, H, I, J, K, L, N, O, P, U, V, W, X

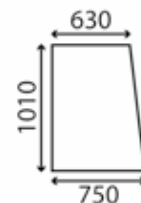
REF 164TA4050



Window, cabin door lower

Used on machine type: B, C, D, E, F, H, I, J, K, L, N, O, P, U, V, W, X

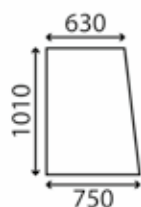
REF 164TA4051



Window, cabin side
Side; flat; clear

Used on machine type: B, C, D, E, F, H, I, J, K, L, N, O, P, U, V, W, X

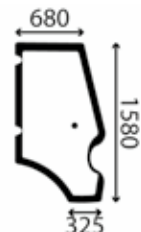
REF 164TA4052



Window, cabin side
Side; flat; green tinted

Used on machine type: B, C, D, E, F, H, I, J, K, L, N, O, P, U, V, W, X

REF 164TA4053



Window, cabin RH door
RH; curved; green tinted

Used on machine type: I, V

REF 164TA4055



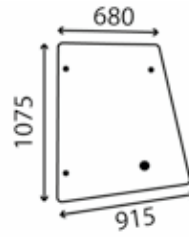
Used on: JCB-22



Window, cabin LH door
LH; curved; clear

Used on machine type: V

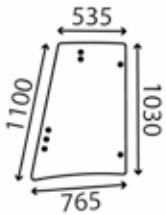
REF 164TA4056



Window, cabin RH door upper
RH; upper; flat; green tinted

Used on machine type: I, V

REF 164TA4057



Window, cabin side
RH; flat; green tinted

Used on machine type: I, V

REF 164TA4058



Window, cabin side

LH; flat; green tinted; from 07/2003

Used on machine type: I, V

REF 164TA4059

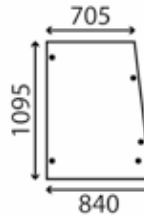


Window, cabin side

LH; flat; green tinted; up to 07/2003

Used on machine type: I, V

REF 164TA4093

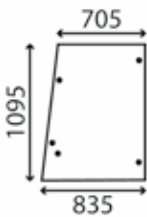


Window, cabin side

Flat; green tinted

Used on machine type: H, K, P, W

REF 164TA4106



Window, cabin side

Flat; clear

Used on machine type: H, K, P, W

REF 164TA4107



Window, cabin front lower

Front; lower; flat; clear

Used on machine type: A, C, I, V

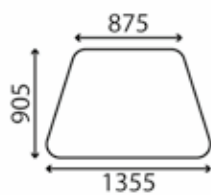
REF 164TA4155



Used on: JCB-23

A	3C MK3	00125001-00289999
B	3D MK3	00125001-00289999

Used on: JCB



Window, cabin front

Flat; clear

Used on machine type: A, B

REF 164TA4054



Used on: JCB-24

A	3CN-4	00930000-00959999
B	3CX	00430001-00459999/00930000-00959999/00960000-00989999/01297000-01297999/01327000-01349999/01616000-01625999/01705500-01709999
C	3CX C-4T PC	00938430-00959999
D	3CX CONTRACTOR	00930000-00959999
E	3CX CSM4TPC	00938430-00959999
F	3CX MANUAL	00930000-00959999
G	3CX P/S	00930000-00959999
H	3CX S	00960000-00989999/01327000-01349999/01616000-01625999/01705500-01709999
I	3CX SM	00430001-00459999/00930000-00959999
J	3CX SM 444 SUPER	00480988-00499999/00920001-00929999/00930000-00959999
K	3CX SM MANUAL	00930000-00959999
L	3CX SM P/S	00930000-00959999
M	3CX SM-4	00930000-00959999
N	3CX SM-4T PC	00480988-00499999/00920001-00929999/00938430-00959999
O	3CX S-PC	00960000-00989999/01327000-01349999/01616000-01625999/01705500-01709999
P	3CX SUPER	00930000-00959999
Q	3CX SUPER MAN	00930000-00959999
R	3CX SUPER P/S	00930000-00959999
S	3CX T	00960000-00989999/01297000-01297999/01327000-01349999/01616000-01625999/01705500-01709999
T	3CX T-PC	00960000-00989999/01327000-01349999/01616000-01625999/01705500-01709999
U	3CX-2	00290001-00305999/00337000-00399999//00930000-00959999
W	3CX-4 T PC	00480988-00499999/00920001-00929999/00938430-00959999
X	3CX-4 WS PC	00938430-00959999
Y	3CX-4 WSSMPC	00938430-00938430/00938430-00959999
Z	3CX-4 WSSMPC	00938430-00938430/00938430-00959999/00938430-00938430/00938430-00959999
AA	4C	00930000-00959999
AB	4C 444 SUPER	00930000-00959999
AC	4C-4 T PC	00938430-00959999
AD	4C-4 WS PC	00938430-00959999
AE	4CN	00930000-00959999
AF	4CN 444 SUPER	00930000-00959999
AG	4CN-4 T PC	00938430-00959999
AH	4CN-4 WS PC	00938430-00959999
AI	4CX	00960000-00989999/01327000-01349999/01616000-01625999/01705500-01709999
AJ	4CX 444 - CENTREMOUNT	00930000-00959999
AK	4CX 444 - SIDESHIFT	00460001-00499999/00469125-00499999/00920001-00927500/00930000-00959999
AL	4CX 444 SUPER	00930000-00959999
AM	4CX PC	00960000-00989999/01327000-01349999/01616000-01625999/01705500-01709999
AN	4CX S-4WSPC	00938430-00959999
AO	4CX S-4WSSMPC	00938430-00959999
AP	4CX SM444	00930000-00959999
AQ	4CX SM444 SUPER	00930000-00959999
AR	4CX-4 WS PC	00938430-00959999
AS	4CX-4 WSSMPC	00938430-00959999



Window, cabin RH door
RH; curved; green tinted

Used on machine type: A, B, C, D, E, F, G, H, I, J, K, L, M, N, O, P, Q, R, U, W, X, Y, Z, AA, AB, AC, AD, AE, AF, AG, AH, AI, AJ, AK, AL, AN, AO, AP, AQ, AR, AS

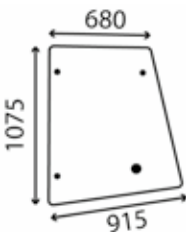
REF 164TA4055



Window, cabin LH door
LH; curved; clear

Used on machine type: A, B, C, D, E, F, G, H, I, J, K, L, M, N, O, P, Q, R, S, T, U, W, X, Y, Z, AA, AB, AC, AD, AE, AF, AG, AH, AI, AJ, AK, AL, AM, AN, AO, AP, AQ, AR, AS

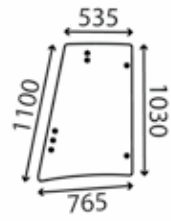
REF 164TA4056



Window, cabin RH door upper
RH; upper; flat; green tinted

Used on machine type: A, B, D, F, G, I, J, K, L, M, P, Q, R, U, AA, AB, AE, AF, AJ, AK, AL, AP, AQ

REF 164TA4057



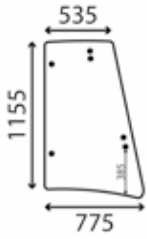
Window, cabin side
RH; flat; green tinted

Used on machine type: A, B, C, D, E, F, G, H, I, J, K, L, M, N, O, P, Q, R, S, T, U, W, X, Y, Z, AA, AB, AD, AE, AF, AI, AJ, AK, AL, AM, AN, AO, AP, AQ, AR, AS

REF 164TA4058



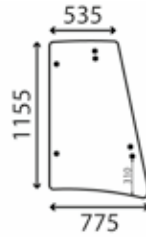
Used on: JCB-24



Window, cabin side
LH; flat; green tinted; from 07/2003

Used on machine type: A, B, C, D, E, F, G, I, J, K, L, M, N, P, Q, R, U, W, X, Y, Z, AA, AB, AD, AE, AF, AJ, AK, AL, AN, AO, AP, AQ, AR, AS

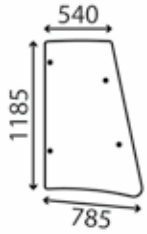
REF 164TA4059



Window, cabin side
LH; flat; green tinted; up to 07/2003

Used on machine type: B, C, D, E, F, G, H, I, J, K, L, M, N, O, P, Q, R, S, T, U, W, X, Y, Z, AA, AB, AD, AE, AF, AI, AJ, AK, AL, AM, AN, AR, AS

REF 164TA4093



Window, cabin side
LH; curved; green tinted

Used on machine type: B

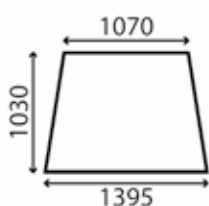
REF 164TA6453

Used on: JCB



Used on: JCB-26

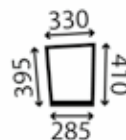
A	3CX	00430001-00459999
B	3CX 444	00430001-00459999
C	3CX SM	00430001-00459999
D	4C	00930000-00959999/00430001-00459999
E	4C 444	00430001-00459999
F	4CN	00930000-00959999/00430001-00459999
G	4CN 444	00430001-00459999
H	4CX 444	00430001-00459999
I	4CX 444 SUPER	00930000-00959999/00430001-00459999
J	4CX SM444	00930000-00959999/00430001-00459999
K	4CX SM444 SUPER	00930000-00959999/00430001-00459999
L	FASTRAC 1115	00736000-00736999
M	FASTRAC 1135	00737017-00737575/00736000-00736999
N	FASTRAC 2115	00738011-00738959/00740003-00740637
O	FASTRAC 2115 ABS	00740003-00740637
P	FASTRAC 2125	00738212-00738884/00740111-00740268
Q	FASTRAC 2125 ABS	00740111-00740268
R	FASTRAC 2135	00738005-00738958/00740000-00741001
S	FASTRAC 2135 ABS	00740000-00741001
T	FASTRAC 2140	00741002-00741999
U	FASTRAC 2150	00738032-00738957/00740001-00740691
V	FASTRAC 2150 ABS	00740001-00740691



Window, cabin front
Curved; green tinted

Used on machine type: A, B, C, D, E, F, G, H, I, J, K, L, M, N, O, P, Q, R, S, T, U, V

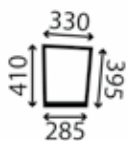
REF 164TA4060



Window, cabin front lower
RH; front; lower; flat; clear

Used on machine type: A, B, C, D, E, F, G, H, I, J, K, L, M, N, O, P, Q, R, S, T, U, V

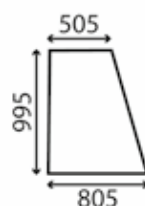
REF 164TA4061



Window, cabin front lower
LH; front; lower; flat; clear

Used on machine type: A, B, C, D, E, F, G, H, I, J, K, L, M, N, O, P, Q, R, S, T, U, V

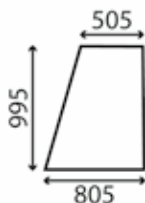
REF 164TA4062



Window, cabin RH door upper
RH; upper; flat; clear

Used on machine type: A, B, C, D, E, F, G, H, I, J, K

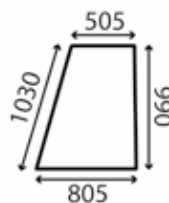
REF 164TA4063



Window, cabin LH door upper

Used on machine type: A, B, C, D, E, F, G, H, I, J, K

REF 164TA4064



Window, cabin LH door upper

Used on machine type: A, B, C, D, E, F, G, H, I, J, K, L, M, N, O, P, Q, R, S, T, U, V

REF 164TA4065



Window, cabin RH door lower

Used on machine type: A, B, C, D, E, F, G, H, I, J, K

REF 164TA4066



Window, cabin RH door lower

Used on machine type: A, B, C, D, E, F, G, H, I, J, K

REF 164TA4067



Used on: JCB-26

Used on: JCB

Window, cabin LH door lower



Used on machine type: A, B, C, D, E, F, G, H, I, J, K

REF 164TA4068

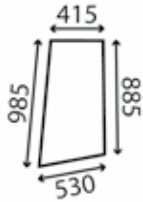
Window, cabin LH door lower



Used on machine type: A, B, C, D, E, F, G, H, I, J, K

REF 164TA4069

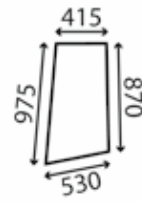
Window, cabin side
RH; flat; clear



Used on machine type: A, B, C, D, E, F, G, H, I, J, K

REF 164TA4070

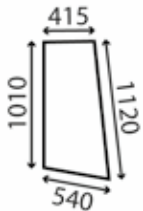
Window, cabin side
RH; flat; clear



Used on machine type: A, B, C, D, E, F, G, H, I, J, K

REF 164TA4071

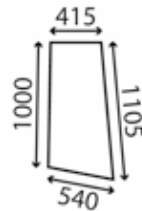
Window, cabin side
LH; flat; clear



Used on machine type: A, B, C, D, E, F, G, H, I, J, K

REF 164TA4072

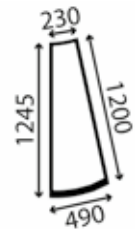
Window, cabin side
LH; flat; clear



Used on machine type: A, B, C, D, E, F, G, H, I, J, K

REF 164TA4073

Window, cabin side
RH; corner; curved; green tinted



Used on machine type: A, B, C, D, E, F, G, H, I, J, K

REF 164TA4074

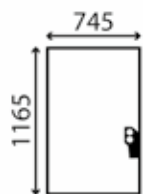
Window, cabin side
LH; corner; curved; green tinted



Used on machine type: A, B, C, D, E, F, G, H, I, J, K

REF 164TA4075

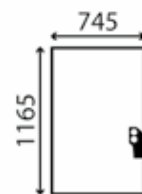
Window, cabin rear
Flat; clear



Used on machine type: A, B, C, D, E, F, G, H, I, J, K

REF 164TA4076

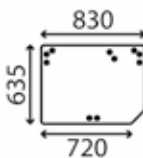
Window, cabin rear
Flat; green tinted



Used on machine type: A, B, C, D, E, F, G, H, I, J, K

REF 164TA4077

Window, cabin rear
Flat; green tinted



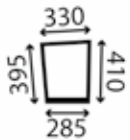
Used on machine type: N, O, P, Q, R, S, T, U, V

REF 164TA4109



Used on: JCB-27

A	3CX 20	00400000-00430000
B	3CX 30	00400000-00430000
C	3CX 35	00400000-00430000
D	3CX HM 30	00400000-00430000
E	3CX HM 35	00400000-00430000
F	3CX HMT 30	00400000-00430000
G	3CX HMT 35	00400000-00430000
H	3CX SM 20	00400000-00430000
I	3CX SM 30	00400000-00430000
J	3CX SM 35	00400000-00430000

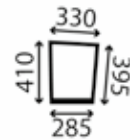


Window, cabin front lower

RH; front; lower; flat; clear

Used on machine type: A, B, C, D, E, F, G, H, I, J

REF 164TA4061

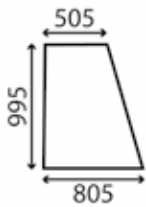


Window, cabin front lower

LH; front; lower; flat; clear

Used on machine type: A, B, C, D, E, F, G, H, I, J

REF 164TA4062

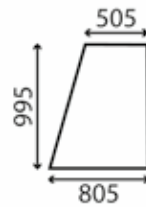


Window, cabin RH door upper

RH; upper; flat; clear

Used on machine type: A, B, C, D, E, F, G, H, I, J

REF 164TA4063

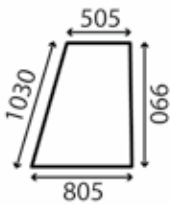


Window, cabin LH door upper

LH; upper; flat; clear

Used on machine type: A, B, C, D, E, F, G, H, I, J

REF 164TA4064



Window, cabin LH door upper

Used on machine type: A, B, C, D, E, F, G, H, I, J

REF 164TA4065



Window, cabin RH door lower

Used on machine type: A, B, C, D, E, F, G, H, I, J

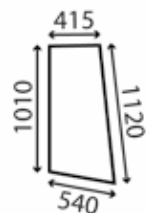
REF 164TA4066



Window, cabin LH door lower

Used on machine type: A, B, C, D, E, F, G, H, I, J

REF 164TA4068

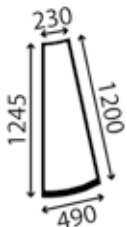


Window, cabin side

LH; flat; clear

Used on machine type: A, B, C, D, E, F, G, H, I, J

REF 164TA4072

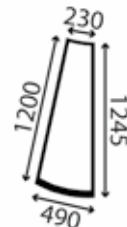


Window, cabin side

RH; corner; curved; green tinted

Used on machine type: A, B, C, D, E, F, G, H, I, J

REF 164TA4074

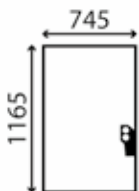


Window, cabin side

LH; corner; curved; green tinted

Used on machine type: A, B, C, D, E, F, G, H, I, J

REF 164TA4075

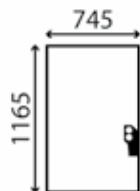


Window, cabin rear

Flat; clear

Used on machine type: A, B, C, D, E, F, G, H, I, J

REF 164TA4076



Window, cabin rear

Flat; green tinted

Used on machine type: A, B, C, D, E, F, G, H, I, J

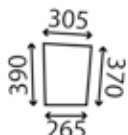
REF 164TA4077



Used on: JCB-27

A	3CX 20	00400000-00430000
B	3CX 30	00400000-00430000
C	3CX 35	00400000-00430000
D	3CX HM 30	00400000-00430000
E	3CX HM 35	00400000-00430000
F	3CX HMT 30	00400000-00430000
G	3CX HMT 35	00400000-00430000
H	3CX SM 20	00400000-00430000
I	3CX SM 30	00400000-00430000
J	3CX SM 35	00400000-00430000

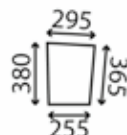
Window, cabin front lower



Used on machine type: A, B, C, D, E, F, G, H, I, J

REF 164TA4094

Window, cabin front lower

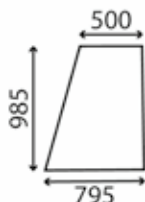


Used on machine type: A, B, C, D, E, F, G, H, I, J

REF 164TA4095

Window, cabin door upper

Flat; clear



Used on machine type: A, B, C, D, E, F, G, H, I, J

REF 164TA4096

Window, cabin RH door lower



Used on machine type: A, B, C, D, E, F, G, H, I, J

REF 164TA4097

Window, cabin LH door lower

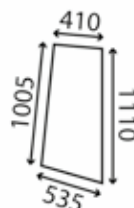


Used on machine type: A, B, C, D, E, F, G, H, I, J

REF 164TA4098

Window, cabin side

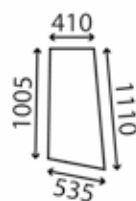
Side; flat; clear



Used on machine type: A, B, C, D, E, F, G, H, I, J

REF 164TA4099

Window, cabin side

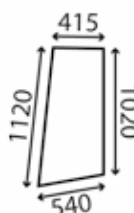


Used on machine type: A, B, C, D, E, F, G, H, I, J

REF 164TA4100

Window, cabin side

RH; flat; clear

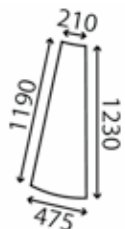


Used on machine type: A, B, C, D, E, F, G, H, I, J

REF 164TA4101

Window, cabin side

RH; corner; curved; clear

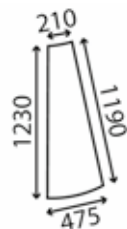


Used on machine type: A, B, C, D, E, F, G, H, I, J

REF 164TA4102

Window, cabin side

LH; corner; curved; clear

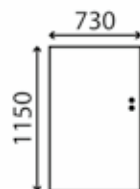


Used on machine type: A, B, C, D, E, F, G, H, I, J

REF 164TA4103

Window, cabin rear

Flat; clear; up to S/N M405929



Used on machine type: A, B, C, D, E, F, G, H, I, J

REF 164TA4104

Window, cabin rear

Flat; clear



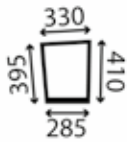
Used on machine type: A, B, C, D, E, F, G, H, I, J

REF 164TA4105



Used on: JCB-28

A	3CX SMT 20	00400000-00430000	U	4CX 444 PS 30	00400000-00430000
B	3CX SMT 30	00400000-00430000	V	4CX 444 PS 35	00400000-00430000
C	3CX SMT 35	00400000-00430000	W	4CX 444 SM SP 20	00400000-00430000
D	3CX T 20	00400000-00430000	X	4CX 444 SM SP 30	00400000-00430000
E	3CX T 30	00400000-00430000	Y	4CX 444 SM SP 35	00400000-00430000
F	3CX T 35	00400000-00430000	Z	4CX 444 SP 20	00400000-00430000
G	4C 30	00400000-00430000	AA	4CX 444 SP 30	00400000-00430000
H	4C 35	00400000-00430000	AB	4CX 444 SP 35	00400000-00430000
I	4CN 30	00400000-00430000	AC	4CX SM444 MS 20	00400000-00430000
J	4CN 35	00400000-00430000	AD	4CX SM444 MS 30	00400000-00430000
K	4CN 444 MS 30	00400000-00430000	AE	4CX SM444 PS 20	00400000-00430000
L	4CN 444 MS 35	00400000-00430000	AF	4CX SM444 PS 30	00400000-00430000
M	4CN 444 PS 30	00400000-00430000	AG	4CX SM444 PS 35	00400000-00430000
N	4CN 444 PS 35	00400000-00430000	AH	FASTRAC 1115 S	00737001-00737999
O	4CN 444 SP 30	00400000-00430000	AI	FASTRAC 1125	00737098-00737464
P	4CN 444 SP 35	00400000-00430000	AJ	FASTRAC 1135	00737017-00737575
Q	4CX 444 MS 20	00400000-00430000			
R	4CX 444 MS 30	00400000-00430000			
S	4CX 444 MS 35	00400000-00430000			
T	4CX 444 PS 20	00400000-00430000			

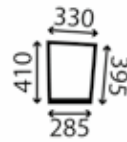


Window, cabin front lower

RH; front; lower; flat; clear

Used on machine type: A, B, C, D, E, F, G, H, I, J, K, L, M, N, O, P, Q, R, S, T, U, V, W, X, Y, Z, AA, AB, AC, AD, AE, AF, AG, AH, AI, AJ

REF 164TA4061

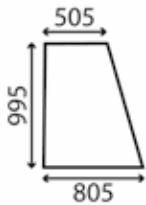


Window, cabin front lower

LH; front; lower; flat; clear

Used on machine type: A, B, C, D, E, F, G, H, I, J, K, L, M, N, O, P, Q, R, S, T, U, V, W, X, Y, Z, AA, AB, AC, AD, AE, AF, AG, AH, AI, AJ

REF 164TA4062

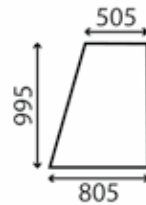


Window, cabin RH door upper

RH; upper; flat; clear

Used on machine type: A, B, C, D, E, F, G, H, I, J, K, L, M, N, O, P, Q, R, S, T, U, V, W, X, Y, Z, AA, AB, AC, AD, AE, AF, AG

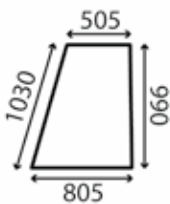
REF 164TA4063



Window, cabin LH door upper

Used on machine type: A, B, C, D, E, F, G, H, I, J, K, L, M, N, O, P, Q, R, S, T, U, V, W, X, Y, Z, AA, AB, AC, AD, AE, AF, AG

REF 164TA4064



Window, cabin LH door upper

Used on machine type: A, B, C, D, E, F, G, H, I, J, K, L, M, N, O, P, Q, R, S, T, U, V, W, X, Y, Z, AA, AB, AC, AD, AE, AF, AG, AH, AI, AJ

REF 164TA4065



Window, cabin RH door lower

Used on machine type: A, B, C, D, E, F, G, H, I, J, K, L, M, N, O, P, Q, R, S, T, U, V, W, X, Y, Z, AA, AB, AC, AD, AE, AF, AG

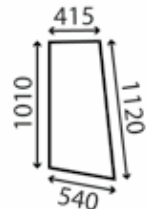
REF 164TA4066



Window, cabin LH door lower

Used on machine type: A, B, C, D, E, F, G, H, I, J, K, L, M, N, O, P, Q, R, S, T, U, V, W, X, Y, Z, AA, AB, AC, AD, AE, AF, AG

REF 164TA4068

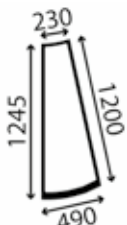


Window, cabin side

LH; flat; clear

Used on machine type: A, B, C, D, E, F, G, H, I, J, K, L, M, N, O, P, Q, R, S, T, U, V, W, X, Y, Z, AA, AB, AC, AD, AE, AF, AG

REF 164TA4072



Window, cabin side

RH; corner; curved; green tinted

Used on machine type: A, B, C, D, E, F, G, H, I, J, K, L, M, N, O, Q, R, S, T, U, V, W, X, Y, Z, AA, AB, AC, AD, AE, AF, AG

REF 164TA4074



Window, cabin side

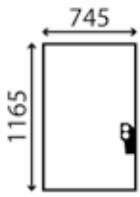
LH; corner; curved; green tinted

Used on machine type: A, B, C, D, E, F, G, H, I, J, K, L, M, N, O, Q, R, S, T, U, V, W, X, Y, Z, AA, AB, AC, AD, AE, AF, AG

REF 164TA4075



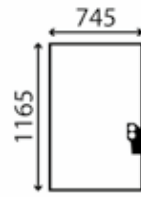
Used on: JCB-28



Window, cabin rear
Flat; clear

Used on machine type: A, B, C, D, E, F, G, H, I, J, K, L, M, N, Q, R, S, T, U, V, AC, AD, AE, AF, AG

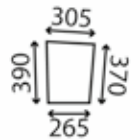
REF 164TA4076



Window, cabin rear
Flat; green tinted

Used on machine type: B, C, D, E, F, G, H, I, J, K, L, M, N, P, Q, R, S, T, U, V, AC, AD, AE, AF, AG

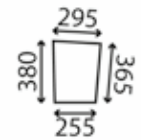
REF 164TA4077



Window, cabin front lower

Used on machine type: A, B, C, D, E, F, G, H, I, J, K, L, M, N, Q, R, S, T, U, V, AC, AD, AE, AF, AG

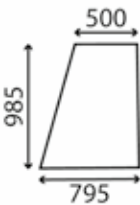
REF 164TA4094



Window, cabin front lower

Used on machine type: A, B, C, D, E, F, G, H, I, J, K, L, M, N, Q, R, S, T, U, V, AC, AD, AE, AF, AG

REF 164TA4095



Window, cabin door upper
Flat; clear

Used on machine type: A, B, C, D, E, F, G, H, I, J, K, L, M, N, Q, R, S, T, U, V, AC, AD, AE, AF, AG

REF 164TA4096



Window, cabin RH door lower

Used on machine type: A, B, C, D, E, F, G, H, I, J, K, L, M, N, Q, R, S, T, U, V, AC, AD, AE, AF, AG

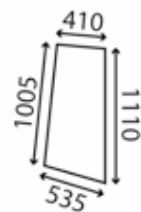
REF 164TA4097



Window, cabin LH door lower

Used on machine type: A, B, C, D, E, F, G, H, I, J, K, L, M, N, Q, R, S, T, U, V, AC, AD, AE, AF, AG

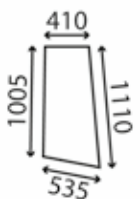
REF 164TA4098



Window, cabin side
Side; flat; clear

Used on machine type: A, B, C, D, E, F, G, H, I, J, K, L, M, N, Q, R, S, T, U, V, AC, AD, AE, AF, AG

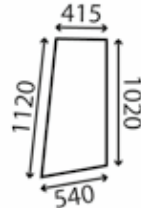
REF 164TA4099



Window, cabin side

Used on machine type: A, B, C, D, E, F, G, H, I, J, K, L, M, N, Q, R, S, T, U, V, AC, AD, AE, AF, AG

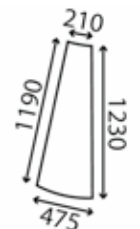
REF 164TA4100



Window, cabin side
RH; flat; clear

Used on machine type: A, B, C, D, E, F, G, H, I, J, K, L, M, N, O, P, Q, R, S, T, U, V, W, X, Y, Z, AA, AB, AC, AD, AE, AF, AG

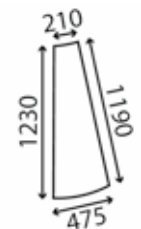
REF 164TA4101



Window, cabin side
RH; corner; curved; clear

Used on machine type: A, B, C, D, E, F, G, H, I, J, K, L, M, N, Q, R, S, T, U, V, AC, AD, AE, AF, AG

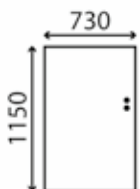
REF 164TA4102



Window, cabin side
LH; corner; curved; clear

Used on machine type: A, B, C, D, E, F, G, H, I, J, K, L, M, N, Q, R, S, T, U, V, AC, AD, AE, AF, AG

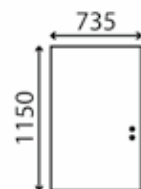
REF 164TA4103



Window, cabin rear
Flat; clear; up to S/N M405929

Used on machine type: A, B, C, D, E, F, G, H, I, J, K, L, M, N, Q, R, S, T, U, V, AC, AD, AE, AF, AG

REF 164TA4104



Window, cabin rear
Flat; clear

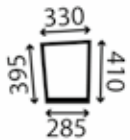
Used on machine type: A, B, C, D, E, F, G, H, I, J, K, L, M, N, Q, R, S, T, U, V, AC, AD, AE, AF, AG

REF 164TA4105



Used on: JCB-29

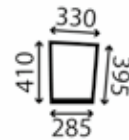
A	FASTRAC 2155	00742003-00742999
B	FASTRAC 2170	00742003-00742999



Window, cabin front lower
RH; front; lower; flat; clear

Used on machine type: A, B

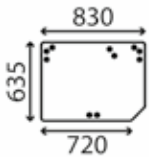
REF 164TA4061



Window, cabin front lower
LH; front; lower; flat; clear

Used on machine type: A, B

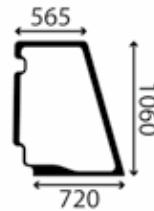
REF 164TA4062



Window, cabin rear
Flat; green tinted

Used on machine type: A, B

REF 164TA4109



Window, cabin RH door upper
RH; upper; flat; green tinted

Used on machine type: A, B

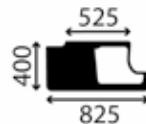
REF 164TA4110



Window, cabin LH door upper
LH; upper; flat; green tinted

Used on machine type: A, B

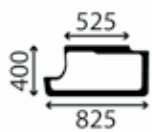
REF 164TA4111



Window, cabin RH door lower
RH; lower; flat; green tinted

Used on machine type: A, B

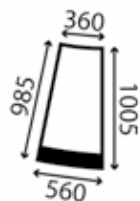
REF 164TA4112



Window, cabin LH door lower
LH; lower; flat; green tinted

Used on machine type: A, B

REF 164TA4113



Window, cabin side
LH; corner; curved; green tinted

Used on machine type: A, B

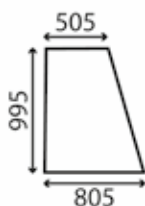
REF 164TA5189



Used on: JCB-30

A 4CX SM444 MS 35

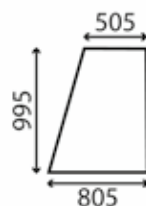
00400000-00430000



Window, cabin RH door upper
RH; upper; flat; clear

Used on machine type: A

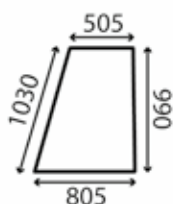
REF 164TA4063



Window, cabin LH door upper

Used on machine type: A

REF 164TA4064



Window, cabin LH door upper

Used on machine type: A

REF 164TA4065



Window, cabin RH door lower

Used on machine type: A

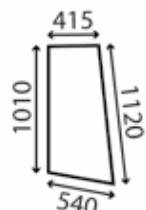
REF 164TA4066



Window, cabin LH door lower

Used on machine type: A

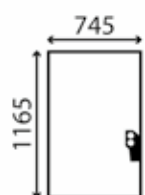
REF 164TA4068



Window, cabin side
LH; flat; clear

Used on machine type: A

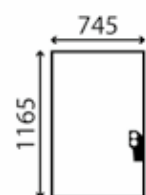
REF 164TA4072



Window, cabin rear
Flat; clear

Used on machine type: A

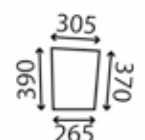
REF 164TA4076



Window, cabin rear
Flat; green tinted

Used on machine type: A

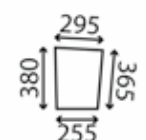
REF 164TA4077



Window, cabin front lower

Used on machine type: A

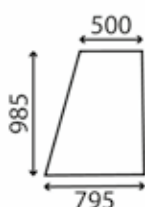
REF 164TA4094



Window, cabin front lower

Used on machine type: A

REF 164TA4095



Window, cabin door upper
Flat; clear

Used on machine type: A

REF 164TA4096



Window, cabin RH door lower

Used on machine type: A

REF 164TA4097



Used on: JCB-30

A 4CX SM444 MS 35

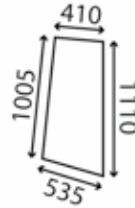
00400000-00430000



Window, cabin LH door lower

Used on machine type: A

REF 164TA4098

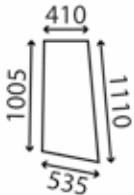


Window, cabin side

Side; flat; clear

Used on machine type: A

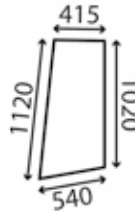
REF 164TA4099



Window, cabin side

Used on machine type: A

REF 164TA4100

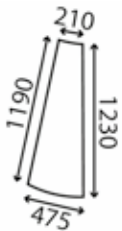


Window, cabin side

RH; flat; clear

Used on machine type: A

REF 164TA4101



Window, cabin side

RH; corner; curved; clear

Used on machine type: A

REF 164TA4102

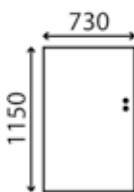


Window, cabin side

LH; corner; curved; clear

Used on machine type: A

REF 164TA4103

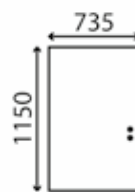


Window, cabin rear

Flat; clear; up to S/N M405929

Used on machine type: A

REF 164TA4104



Window, cabin rear

Flat; clear

Used on machine type: A

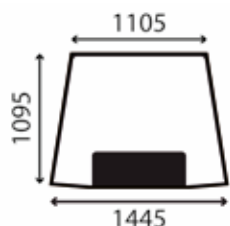
REF 164TA4105



Used on: JCB-31

A 3CX - SIDESHIFT

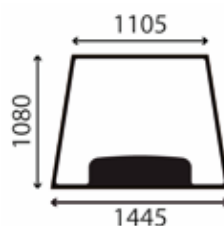
00460001-00499999/00469125-00499999/00920001-00927500



Window, cabin front

Used on machine type: A

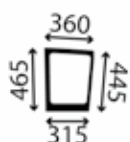
REF 164TA4078



Window, cabin front

Used on machine type: A

REF 164TA4079

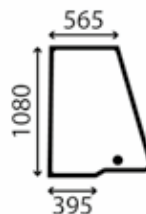


Window, cabin front lower

Front; lower; curved; green tinted

Used on machine type: A

REF 164TA4080

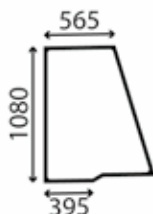


Window, cabin RH door upper

Flat; green tinted; from S/N M480988

Used on machine type: A

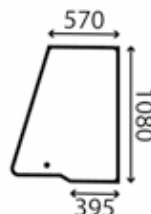
REF 164TA4081



Window, cabin RH door upper

Used on machine type: A

REF 164TA4082

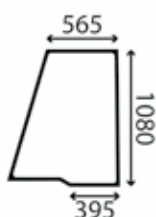


Window, cabin LH door upper

Flat; green tinted; from S/N M480988

Used on machine type: A

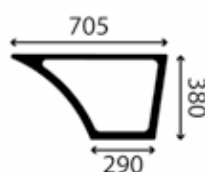
REF 164TA4083



Window, cabin LH door upper

Used on machine type: A

REF 164TA4084

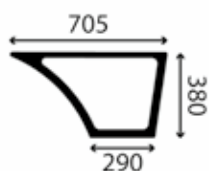


Window, cabin RH door lower

Flat; green tinted; from S/N M476373

Used on machine type: A

REF 164TA4085

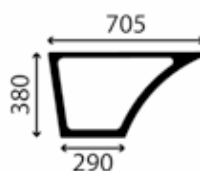


Window, cabin RH door lower

Flat; green tinted; from 06/2001

Used on machine type: A

REF 164TA4086

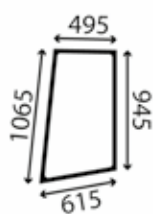


Window, cabin LH door lower

Flat; green tinted; from 06/2001

Used on machine type: A

REF 164TA4088

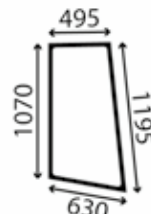


Window, cabin side

RH; flat; green tinted

Used on machine type: A

REF 164TA4089



Window, cabin side

LH; flat; green tinted

Used on machine type: A

REF 164TA4090

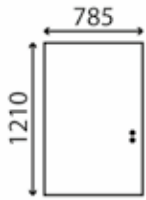


Used on: JCB

Used on: JCB-31

A 3CX - SIDESHIFT

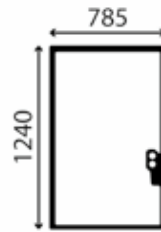
00460001-00499999/00469125-00499999/00920001-00927500



Window, cabin rear

Used on machine type: A

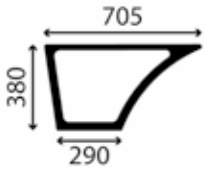
REF 164TA4091



Window, cabin rear

Used on machine type: A

REF 164TA4092



Window, cabin LH door lower

Flat; green tinted

Used on machine type: A

REF 165TA3449



Used on: JCB-34

A	3CX (CM) - CENTREMOUNT	00460001-00499999/00920001-00929999
B	3CX 444 SUPER - SIDESHIFT	00460001-00499999/00469125-00499999/00920001-00927500
C	3CX CONTRACTOR - SIDESHIFT	00460001-00499999/00469125-00499999/00920001-00927500
D	3CX E	00460001-00499999/00920001-00929999

Window, cabin front
Used on machine type: A, B, C, D
REF 164TA4078

Window, cabin front
Used on machine type: A, B, C, D
REF 164TA4079

Window, cabin front lower
Front; lower; curved; green tinted
Used on machine type: A, B, C, D
REF 164TA4080

Window, cabin RH door upper
Flat; green tinted; from S/N M480988
Used on machine type: A, B, C, D
REF 164TA4081

Window, cabin RH door upper
Used on machine type: A, B, C, D
REF 164TA4082

Window, cabin LH door upper
Flat; green tinted; from S/N M480988
Used on machine type: A, B, C, D
REF 164TA4083

Window, cabin LH door upper
Used on machine type: A, B, C, D
REF 164TA4084

Window, cabin RH door lower
Flat; green tinted; from S/N M476373
Used on machine type: A, B, C, D
REF 164TA4085

Window, cabin RH door lower
Flat; green tinted; from 06/2001
Used on machine type: A, B, C, D
REF 164TA4086

Window, cabin LH door lower
Flat; green tinted; from 06/2001
Used on machine type: A, B, C, D
REF 164TA4088

Window, cabin side
RH; flat; green tinted
Used on machine type: A, B, C, D
REF 164TA4089

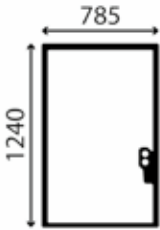
Window, cabin side
LH; flat; green tinted
Used on machine type: A, B, C, D
REF 164TA4090



Used on: JCB

Used on: JCB-34

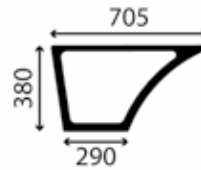
A	3CX (CM) - CENTREMOUNT	00460001-00499999/00920001-00929999
B	3CX 444 SUPER - SIDESHIFT	00460001-00499999/00469125-00499999/00920001-00927500
C	3CX CONTRACTOR - SIDESHIFT	00460001-00499999/00469125-00499999/00920001-00927500
D	3CX E	00460001-00499999/00920001-00929999



Window, cabin rear

Used on machine type: A, B, C, D

REF 164TA4092



Window, cabin LH door lower

Flat; green tinted

Used on machine type: A, B, C, D

REF 165TA3449



Used on: JCB-35

A 3CX SIDESHIFT 00460001-00499999/00469125-00499999/00920001-00927500

Window, cabin front
Used on machine type: A
REF 164TA4078

Window, cabin front
Used on machine type: A
REF 164TA4079

Window, cabin front lower
Front; lower; curved; green tinted
Used on machine type: A
REF 164TA4080

Window, cabin RH door upper
Flat; green tinted; from S/N M480988
Used on machine type: A
REF 164TA4081

Window, cabin RH door upper
Used on machine type: A
REF 164TA4082

Window, cabin LH door upper
Flat; green tinted; from S/N M480988
Used on machine type: A
REF 164TA4083

Window, cabin LH door upper
Used on machine type: A
REF 164TA4084

Window, cabin RH door lower
Flat; green tinted; from S/N M476373
Used on machine type: A
REF 164TA4085

Window, cabin RH door lower
Flat; green tinted; from 06/2001
Used on machine type: A
REF 164TA4086

Window, cabin LH door lower
Flat; green tinted; from 06/2001
Used on machine type: A
REF 164TA4088

Window, cabin side
RH; flat; green tinted
Used on machine type: A
REF 164TA4089

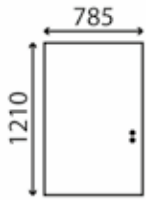
Window, cabin side
LH; flat; green tinted
Used on machine type: A
REF 164TA4090



Used on: JCB

Used on: JCB-35

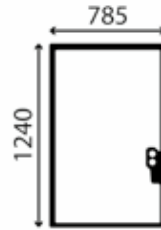
A 3CX SIDESHIFT 00460001-00499999/00469125-00499999/00920001-00927500



Window, cabin rear

Used on machine type: A

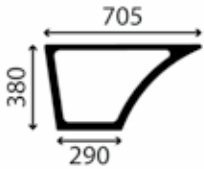
REF 164TA4091



Window, cabin rear

Used on machine type: A

REF 164TA4092



Window, cabin LH door lower

Flat; green tinted

Used on machine type: A

REF 165TA3449



Used on: JCB-38

A	3CX SM - SIDESHIFT	00460001-00499999/00469125-00499999/00920001-00927500
B	3CX SM 444 SUPER	00480988-00499999/00920001-00929999
C	3CX SM-4T	00480988-00499999/00920001-00929999
D	3CX-4 T	00480988-00499999/00920001-00929999
E	4C	00930000-00959999/00430001-00459999/00480988-00499999/00920001-00929999
F	4C 444	00430001-00459999/00460001-00499999/00920001-00929999
G	4C SUPER	00480988-00499999/00920001-00929999
H	4CN	00930000-00959999/00430001-00459999/00480988-00499999/00920001-00929999
I	4CN 444	00430001-00459999/00460001-00499999/00920001-00929999
J	4CN 444 SUPER	00930000-00959999/00480988-00499999/00920001-00929999
K	4CN-2	00460001-00499999/00920001-00929999
L	4CN-4	00460001-00499999/00920001-00929999
M	4CX 444 - CENTREMOUNT	00930000-00959999/00480988-00499999/00920001-00929999

Window, cabin front
Used on machine type: A, B, C, D, E, F, G, H, I, J, K, L, M
REF 164TA4078

Window, cabin front
Used on machine type: A, B, C, D, E, F, G, H, I, J, K, L, M
REF 164TA4079

Window, cabin front lower
Front; lower; curved; green tinted
Used on machine type: A, B, C, D, E, F, G, H, I, J, K, L, M
REF 164TA4080

Window, cabin RH door upper
Flat; green tinted; from S/N M480988
Used on machine type: A, B, C, D, E, F, G, H, I, J, K, L, M
REF 164TA4081

Window, cabin RH door upper
Used on machine type: A, B, C, D, E, F, G, H, I, J, K, L, M
REF 164TA4082

Window, cabin LH door upper
Flat; green tinted; from S/N M480988
Used on machine type: A, B, C, D, E, F, G, H, I, J, K, L, M
REF 164TA4083

Window, cabin LH door upper
Used on machine type: A, B, C, D, E, F, G, H, I, J, K, L, M
REF 164TA4084

Window, cabin RH door lower
Flat; green tinted; from S/N M476373
Used on machine type: A, B, C, D, E, F, G, H, I, J, K, L, M
REF 164TA4085

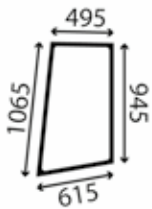
Window, cabin RH door lower
Flat; green tinted; from 06/2001
Used on machine type: A, B, C, D, E, F, G, H, I, J, K, L, M
REF 164TA4086

Window, cabin LH door lower
Flat; green tinted; from 06/2001
Used on machine type: A, B, C, D, E, F, G, H, I, J, K, L, M
REF 164TA4088



Used on: JCB-38

A	3CX SM - SIDESHIFT	00460001-00499999/00469125-00499999/00920001-00927500
B	3CX SM 444 SUPER	00480988-00499999/00920001-00929999
C	3CX SM-4T	00480988-00499999/00920001-00929999
D	3CX-4 T	00480988-00499999/00920001-00929999
E	4C	00930000-00959999/00430001-00459999/00480988-00499999/00920001-00929999
F	4C 444	00430001-00459999/00460001-00499999/00920001-00929999
G	4C SUPER	00480988-00499999/00920001-00929999
H	4CN	00930000-00959999/00430001-00459999/00480988-00499999/00920001-00929999
I	4CN 444	00430001-00459999/00460001-00499999/00920001-00929999
J	4CN 444 SUPER	00930000-00959999/00480988-00499999/00920001-00929999
K	4CN-2	00460001-00499999/00920001-00929999
L	4CN-4	00460001-00499999/00920001-00929999
M	4CX 444 - CENTREMOUNT	00930000-00959999/00480988-00499999/00920001-00929999

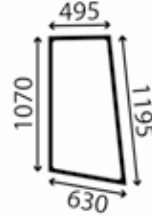


Window, cabin side

RH; flat; green tinted

Used on machine type: A, B, C, D, E, F, G, H, I, J, K, L, M

REF 164TA4089

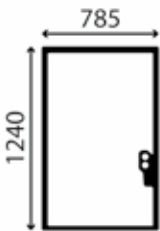


Window, cabin side

LH; flat; green tinted

Used on machine type: A, B, C, D, E, F, G, H, I, J, K, L, M

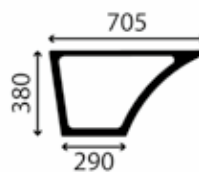
REF 164TA4090



Window, cabin rear

Used on machine type: A, B, C, D, E, F, G, H, I, J, K, L, M

REF 164TA4092



Window, cabin LH door lower

Flat; green tinted

Used on machine type: A, B, C, D, E, F, G, H, I, J, K, L, M

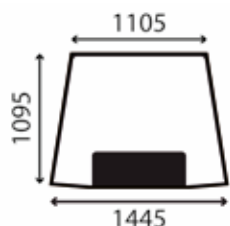
REF 165TA3449



Used on: JCB-39

A 4CX 444 - SIDESHIFT

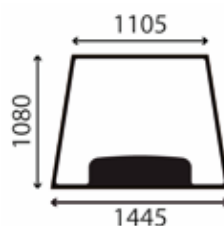
00460001-00499999



Window, cabin front

Used on machine type: A

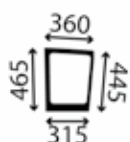
REF 164TA4078



Window, cabin front

Used on machine type: A

REF 164TA4079

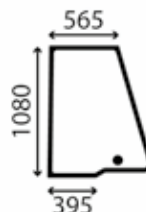


Window, cabin front lower

Front; lower; curved; green tinted

Used on machine type: A

REF 164TA4080

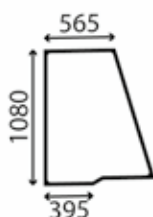


Window, cabin RH door upper

Flat; green tinted; from S/N M480988

Used on machine type: A

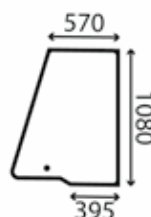
REF 164TA4081



Window, cabin RH door upper

Used on machine type: A

REF 164TA4082

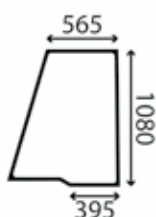


Window, cabin LH door upper

Flat; green tinted; from S/N M480988

Used on machine type: A

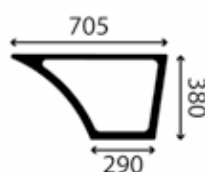
REF 164TA4083



Window, cabin LH door upper

Used on machine type: A

REF 164TA4084

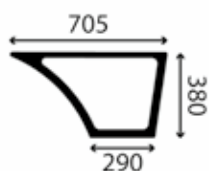


Window, cabin RH door lower

Flat; green tinted; from S/N M476373

Used on machine type: A

REF 164TA4085

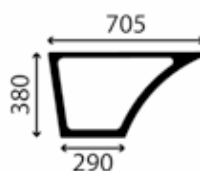


Window, cabin RH door lower

Flat; green tinted; from 06/2001

Used on machine type: A

REF 164TA4086

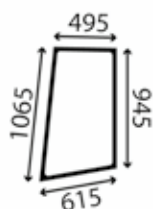


Window, cabin LH door lower

Flat; green tinted; from 06/2001

Used on machine type: A

REF 164TA4088

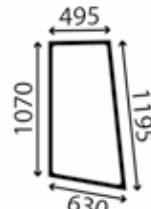


Window, cabin side

RH; flat; green tinted

Used on machine type: A

REF 164TA4089



Window, cabin side

LH; flat; green tinted

Used on machine type: A

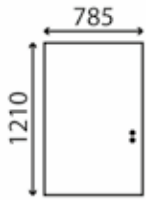
REF 164TA4090



Used on: JCB

Used on: JCB-39

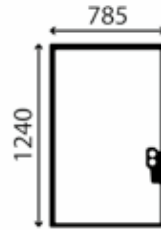
A 4CX 444 - SIDESHIFT 00460001-00499999



Window, cabin rear

Used on machine type: A

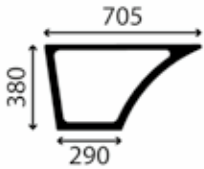
REF 164TA4091



Window, cabin rear

Used on machine type: A

REF 164TA4092



Window, cabin LH door lower

Flat; green tinted

Used on machine type: A

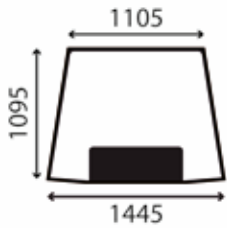
REF 165TA3449



Used on: JCB-40

A 4CX 444 - SIDESHIFT

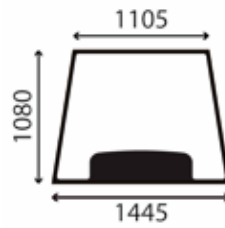
00460001-00499999/00469125-00499999



Window, cabin front

Used on machine type: A

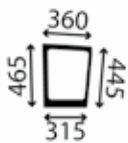
REF 164TA4078



Window, cabin front

Used on machine type: A

REF 164TA4079

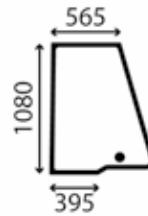


Window, cabin front lower

Front; lower; curved; green tinted

Used on machine type: A

REF 164TA4080

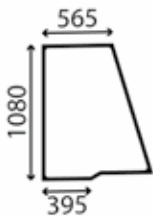


Window, cabin RH door upper

Flat; green tinted; from S/N M480988

Used on machine type: A

REF 164TA4081



Window, cabin RH door upper

Used on machine type: A

REF 164TA4082

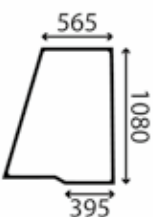


Window, cabin LH door upper

Flat; green tinted; from S/N M480988

Used on machine type: A

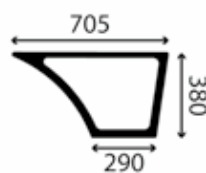
REF 164TA4083



Window, cabin LH door upper

Used on machine type: A

REF 164TA4084

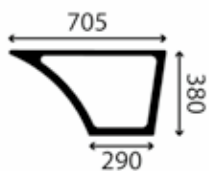


Window, cabin RH door lower

Flat; green tinted; from S/N M476373

Used on machine type: A

REF 164TA4085

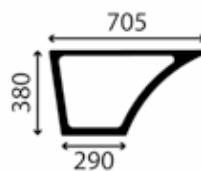


Window, cabin RH door lower

Flat; green tinted; from 06/2001

Used on machine type: A

REF 164TA4086

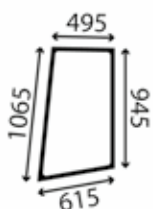


Window, cabin LH door lower

Flat; green tinted; from 06/2001

Used on machine type: A

REF 164TA4088

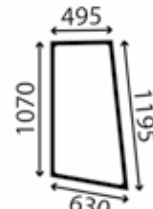


Window, cabin side

RH; flat; green tinted

Used on machine type: A

REF 164TA4089



Window, cabin side

LH; flat; green tinted

Used on machine type: A

REF 164TA4090

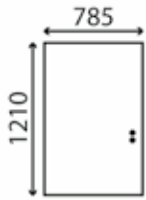


Used on: JCB

Used on: JCB-40

A 4CX 444 - SIDESHIFT

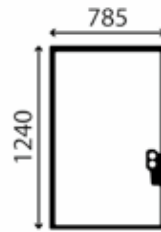
00460001-00499999/00469125-00499999



Window, cabin rear

Used on machine type: A

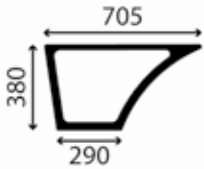
REF 164TA4091



Window, cabin rear

Used on machine type: A

REF 164TA4092



Window, cabin LH door lower

Flat; green tinted

Used on machine type: A

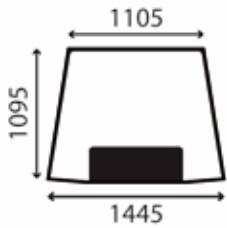
REF 165TA3449



Used on: JCB-41

A 4CX 444 - SIDESHIFT

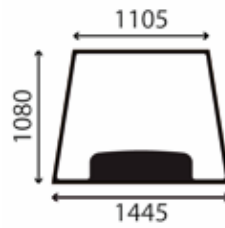
00460001-00499999/00469125-00499999/00920001-00927500



Window, cabin front

Used on machine type: A

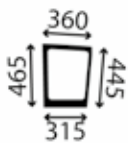
REF 164TA4078



Window, cabin front

Used on machine type: A

REF 164TA4079

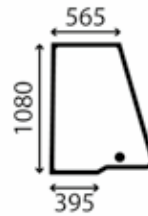


Window, cabin front lower

Front; lower; curved; green tinted

Used on machine type: A

REF 164TA4080

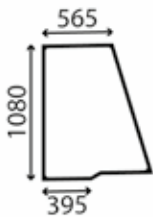


Window, cabin RH door upper

Flat; green tinted; from S/N M480988

Used on machine type: A

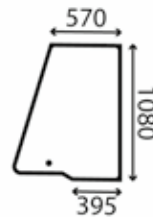
REF 164TA4081



Window, cabin RH door upper

Used on machine type: A

REF 164TA4082

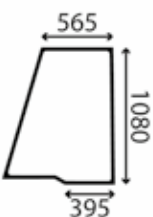


Window, cabin LH door upper

Flat; green tinted; from S/N M480988

Used on machine type: A

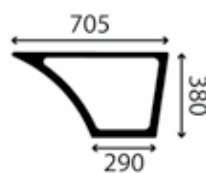
REF 164TA4083



Window, cabin LH door upper

Used on machine type: A

REF 164TA4084

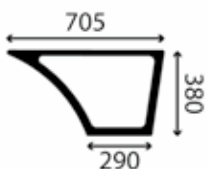


Window, cabin RH door lower

Flat; green tinted; from S/N M476373

Used on machine type: A

REF 164TA4085

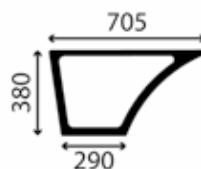


Window, cabin RH door lower

Flat; green tinted; from 06/2001

Used on machine type: A

REF 164TA4086

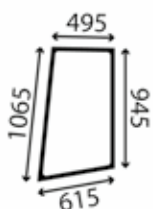


Window, cabin LH door lower

Flat; green tinted; from 06/2001

Used on machine type: A

REF 164TA4088

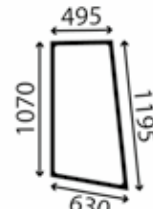


Window, cabin side

RH; flat; green tinted

Used on machine type: A

REF 164TA4089



Window, cabin side

LH; flat; green tinted

Used on machine type: A

REF 164TA4090

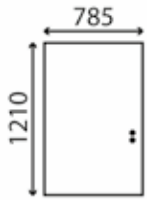


Used on: JCB

Used on: JCB-41

A 4CX 444 - SIDESHIFT

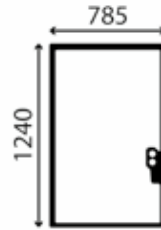
00460001-00499999/00469125-00499999/00920001-00927500



Window, cabin rear

Used on machine type: A

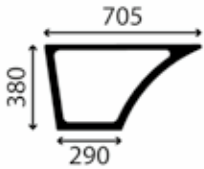
REF 164TA4091



Window, cabin rear

Used on machine type: A

REF 164TA4092



Window, cabin LH door lower

Flat; green tinted

Used on machine type: A

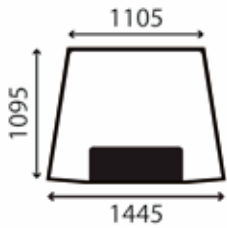
REF 165TA3449



Used on: JCB-42

A 4CX 444 SUPER - CENTREMOUNT

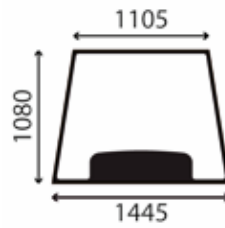
00460001-00499999/00469125-00499999



Window, cabin front

Used on machine type: A

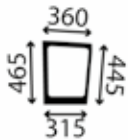
REF 164TA4078



Window, cabin front

Used on machine type: A

REF 164TA4079

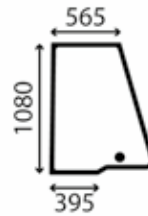


Window, cabin front lower

Front; lower; curved; green tinted

Used on machine type: A

REF 164TA4080

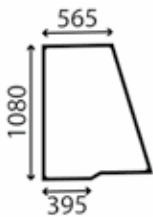


Window, cabin RH door upper

Flat; green tinted; from S/N M480988

Used on machine type: A

REF 164TA4081



Window, cabin RH door upper

Used on machine type: A

REF 164TA4082

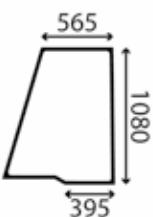


Window, cabin LH door upper

Flat; green tinted; from S/N M480988

Used on machine type: A

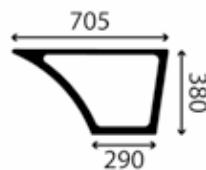
REF 164TA4083



Window, cabin LH door upper

Used on machine type: A

REF 164TA4084

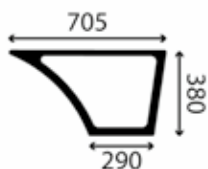


Window, cabin RH door lower

Flat; green tinted; from S/N M476373

Used on machine type: A

REF 164TA4085

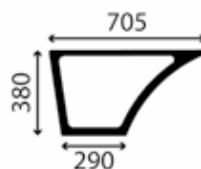


Window, cabin RH door lower

Flat; green tinted; from 06/2001

Used on machine type: A

REF 164TA4086

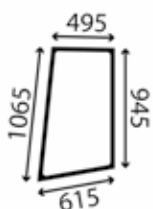


Window, cabin LH door lower

Flat; green tinted; from 06/2001

Used on machine type: A

REF 164TA4088

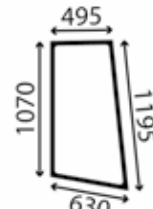


Window, cabin side

RH; flat; green tinted

Used on machine type: A

REF 164TA4089



Window, cabin side

LH; flat; green tinted

Used on machine type: A

REF 164TA4090

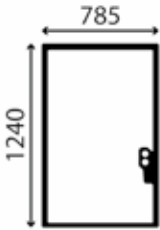


Used on: JCB

Used on: JCB-42

A 4CX 444 SUPER - CENTREMOUNT

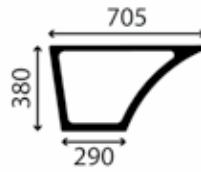
00460001-00499999/00469125-00499999



Window, cabin rear

Used on machine type: A

REF 164TA4092



Window, cabin LH door lower

Flat; green tinted

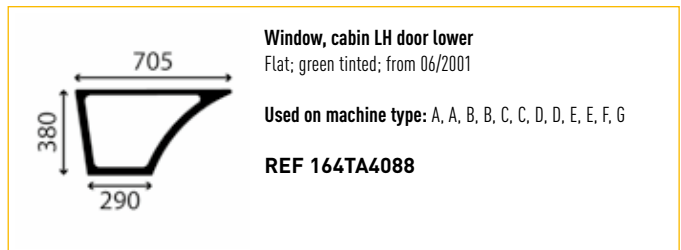
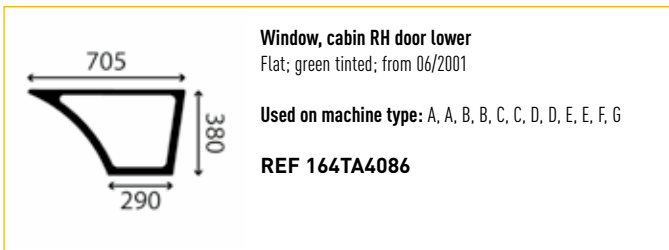
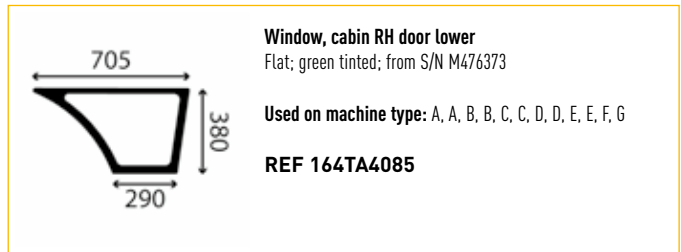
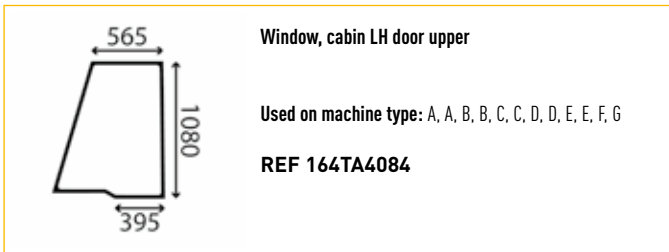
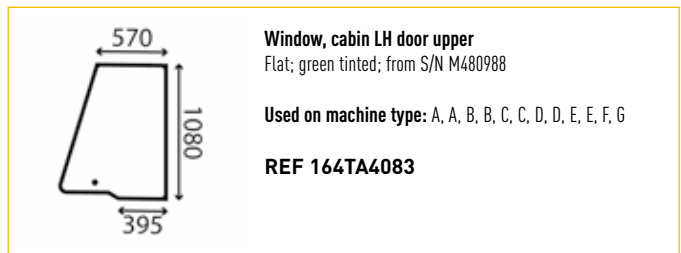
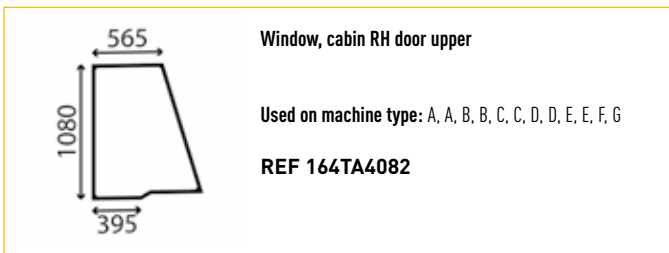
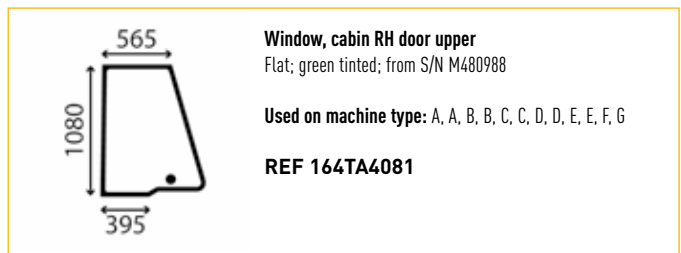
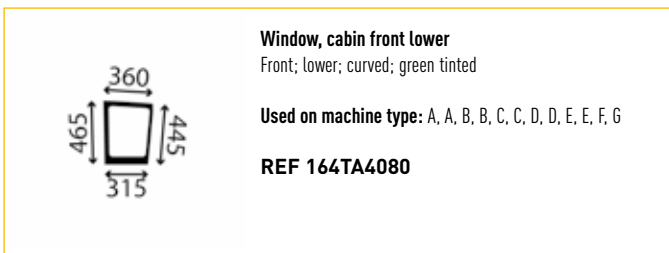
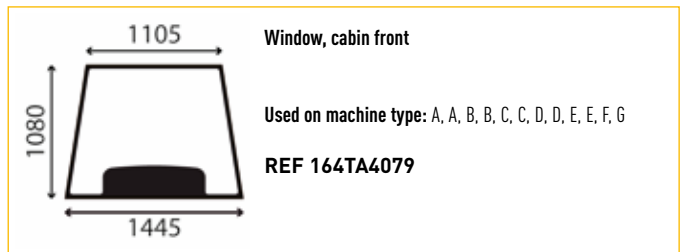
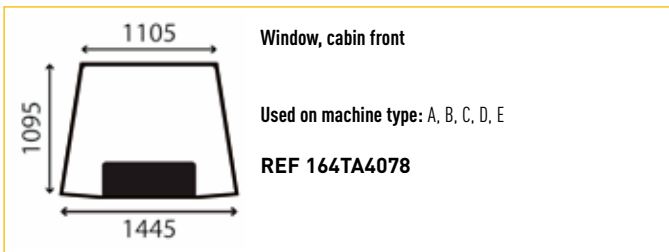
Used on machine type: A

REF 165TA3449



Used on: JCB-43

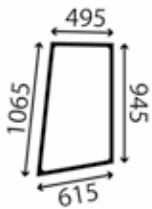
A	3CX 444S PC	00480988-00499999/00920001-00929999
A	4CX 444 SUPER - CENTREMOUNT	00460001-00499999/00469125-00499999/00920001-00927500
B	3CX C PC	00480988-00499999/00920001-00929999
B	4CX 444 SUPER - SIDESHIFT	00460001-00499999/00920001-00927500
C	3CX PC	00480988-00499999/00920001-00929999
C	4CX SM444 - SIDESHIFT	00460001-00499999/00469125-00499999/00920001-00927500
D	3CX SM 444S PC	00480988-00499999/00920001-00929999
D	4CX SM444 SUPER - SIDESHIFT	00460001-00499999/00469125-00499999/00920001-00927500
E	3CX SM PC	00480988-00499999/00920001-00929999
E	4CX SM444 - SIDESHIFT	00460001-00499999/00469125-00499999/00920001-00927500/00460001-00499999/00469125-00499999/00920001-00927500
F	3CX SM-4T PC	00480988-00499999/00920001-00929999
G	3CX-4 T PC	00480988-00499999/00920001-00929999





Used on: JCB-43

A	3CX 444S PC	00480988-00499999/00920001-00929999
A	4CX 444 SUPER - CENTREMOUNT	00460001-00499999/00469125-00499999/00920001-00927500
B	3CX C PC	00480988-00499999/00920001-00929999
B	4CX 444 SUPER - SIDESHIFT	00460001-00499999/00920001-00927500
C	3CX PC	00480988-00499999/00920001-00929999
C	4CX SM444 - SIDESHIFT	00460001-00499999/00469125-00499999/00920001-00927500
D	3CX SM 444S PC	00480988-00499999/00920001-00929999
D	4CX SM444 SUPER - SIDESHIFT	00460001-00499999/00469125-00499999/00920001-00927500
E	3CX SM PC	00480988-00499999/00920001-00929999
E	4CX SM444 - SIDESHIFT	00460001-00499999/00469125-00499999/00920001-00927500/00460001-00499999/00469125-00499999/00920001-00927500
F	3CX SM-4T PC	00480988-00499999/00920001-00929999
G	3CX-4 T PC	00480988-00499999/00920001-00929999

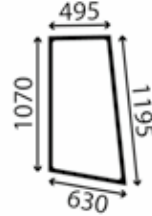


Window, cabin side

RH; flat; green tinted

Used on machine type: A, A, B, B, C, C, D, D, E, E, F, G

REF 164TA4089

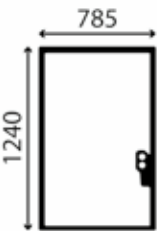


Window, cabin side

LH; flat; green tinted

Used on machine type: A, A, B, B, C, C, D, D, E, E, F, G

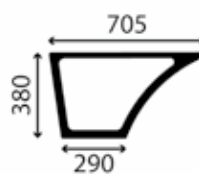
REF 164TA4090



Window, cabin rear

Used on machine type: A, A, B, B, C, C, D, D, E, E, F, G

REF 164TA4092



Window, cabin LH door lower

Flat; green tinted

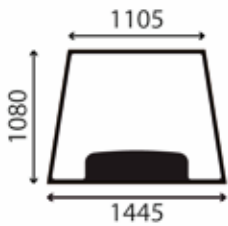
Used on machine type: A, A, B, B, C, C, D, D, E, E, F, G

REF 165TA3449



Used on: JCB-44

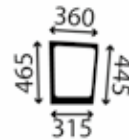
A	4C PC	00480988-00499999/00920001-00929999
B	4CN 444S PC	00480988-00499999/00920001-00929999
C	4CN PC	00480988-00499999/00920001-00929999
C	4CS PC	00480988-00499999/00920001-00929999
D	4CX 444 PC - CENTREMOUNT SERVO	00480988-00499999/00920001-00929999
E	4CX 444 PC - SIDESHIFT SERVO	00480988-00499999/00920001-00929999
F	4CX 444 S PC	00480988-00499999/00920001-00929999
G	4CX SM444 PC	00480988-00499999/00920001-00929999
H	4CX SM444S PC	00480988-00499999/00920001-00929999



Window, cabin front

Used on machine type: A, B, C, C, D, E, F, G, H

REF 164TA4079

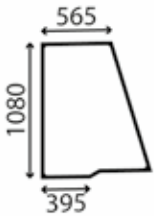


Window, cabin front lower

Front; lower; curved; green tinted

Used on machine type: A, B, C, C, D, E, F, G, H

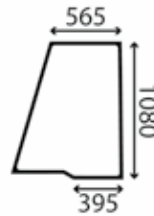
REF 164TA4080



Window, cabin RH door upper

Used on machine type: A, B, C, C, D, E, F, G, H

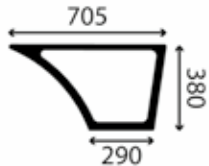
REF 164TA4082



Window, cabin LH door upper

Used on machine type: A, B, C, C, D, E, F, G, H

REF 164TA4084

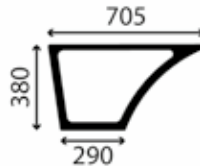


Window, cabin RH door lower

Flat; green tinted; from 06/2001

Used on machine type: A, B, C, C, D, E, F, G, H

REF 164TA4086

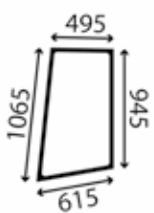


Window, cabin LH door lower

Flat; green tinted; from 06/2001

Used on machine type: A, B, C, C, D, E, F, G, H

REF 164TA4088

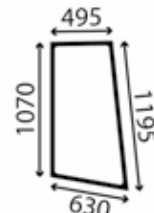


Window, cabin side

RH; flat; green tinted

Used on machine type: A, B, C, C, D, E, F, G, H

REF 164TA4089

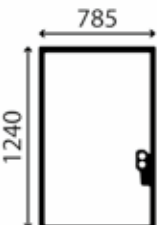


Window, cabin side

LH; flat; green tinted

Used on machine type: A, B, C, C, D, E, F, G, H

REF 164TA4090



Window, cabin rear

Used on machine type: A, B, C, C, D, E, F, G, H

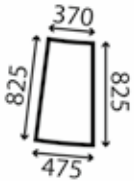
REF 164TA4092



Used on: JCB

Used on: JCB-45

A	FASTRAC 130 T CONTRACTOR	0063500-00635994
B	FASTRAC 185 TI	00636001-00639999



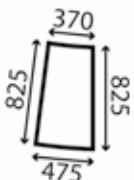
Window, cabin side
RH; corner; curved; green tinted

Used on machine type: A, B

REF 164TA4108

Used on: JCB-46

A	FASTRAC 3200	01270000-01271999
B	FASTRAC 3230	01270000-01271999/01350002-01350004



Window, cabin side
RH; corner; curved; green tinted

Used on machine type: A, B

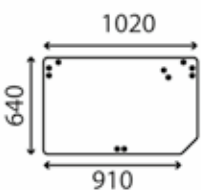
REF 164TA4108



Gas spring, cabin rear window
200 N; length: 260,00 mm

Used on machine type: A, B

REF 165TA3374



Window, cabin rear
Flat; green tinted

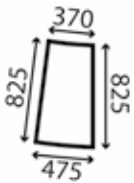
Used on machine type: A, B

REF 165TA3450



Used on: JCB-47

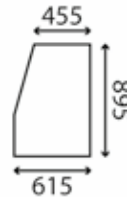
A	FASTRAC 125	00635001-00635994/00636001-00639999
B	FASTRAC 135 T	00636001-00639999
C	FASTRAC 145 T	00635001-00635994/00636601-00639999
D	FASTRAC 150 T CONTRACTOR	00635001-00635994/00636001-00639999
E	FASTRAC 155 T	00636001-00639999



Window, cabin side
RH; corner; curved; green tinted

Used on machine type: A, B, C, D, E

REF 164TA4108



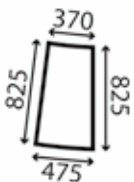
Window, cabin door upper
LH; flat; green tinted

Used on machine type: A, B, C, D, E

REF 165TA3447

Used on: JCB-48

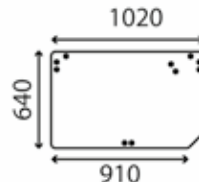
A	FASTRAC 3155	00640001-00641999/00642001-00643010
B	FASTRAC 3155 ABS	00642001-00643010
C	FASTRAC 3170	00643430-00644999
D	FASTRAC 3185	00640001-00641999/00642001-00643010
E	FASTRAC 3185 ABS	00642001-00643010
F	FASTRAC 3190	00643011-00644999
G	FASTRAC 3220	00643011-00644999
H	FASTRAC 8250	01138001-01138360



Window, cabin side
RH; corner; curved; green tinted

Used on machine type: A, B, C, D, E, F, G, H

REF 164TA4108



Window, cabin rear
Flat; green tinted

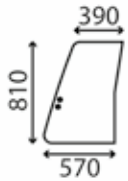
Used on machine type: A, B, C, D, E, F, G, H

REF 165TA3450



Used on: JCB-49

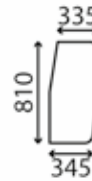
A	JS450 LC	00714500-00714549
B	JS70	00695501-00695712



Window, cabin LH door upper
Front; flat; green tinted

Used on machine type: A, B

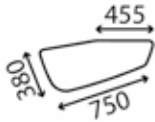
REF 164TA4114



Window, cabin LH door upper
LH; rear; upper; flat; green tinted

Used on machine type: A, B

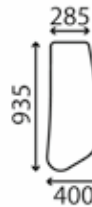
REF 164TA4115



Window, cabin LH door lower

Used on machine type: A, B

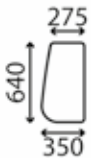
REF 164TA4116



Window, cabin side
LH; flat; green tinted

Used on machine type: A, B

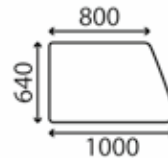
REF 164TA4117



Window, cabin side
RH; rear; flat; green tinted

Used on machine type: A, B

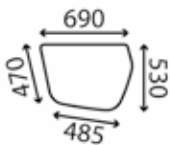
REF 164TA4118



Window, cabin RH door upper
RH; front; upper; flat; green tinted

Used on machine type: A, B

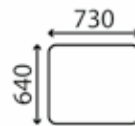
REF 164TA4119



Window, cabin side lower
RH; flat; green tinted

Used on machine type: A, B

REF 164TA4120



Window, cabin rear
Flat; green tinted

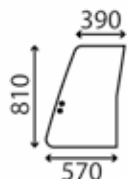
Used on machine type: A, B

REF 164TA4121



Used on: JCB-50

A	JS130	00758001-00759999/00890001-00890999/01058001-01058049
B	JS130 W	00716500-00717236
C	JS145 W	00810001-00810248
D	JS160	00702001-00703849
E	JS160 W	00718503-00719162
F	JS180	00702001-00703849
G	JS200	00705001-00707999
H	JS220	00705001-00707999
I	JS240	01504700-01505099/00708501-00709199
J	JS260	01504700-01505099/00708501-00709199



Window, cabin LH door upper
Front; flat; green tinted

Used on machine type: A, B, C, D, E, F, G, H, I, J

REF 164TA4114



Window, cabin LH door upper
LH; rear; upper; flat; green tinted

Used on machine type: A, B, C, D, E, F, G, H, I, J

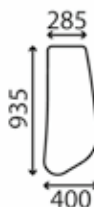
REF 164TA4115



Window, cabin LH door lower

Used on machine type: A, B, C, D, E, F, G, H, I, J

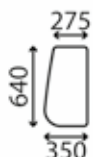
REF 164TA4116



Window, cabin side
LH; flat; green tinted

Used on machine type: A, B, C, D, E, F, G, H, I, J

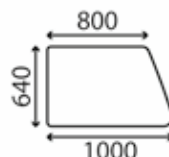
REF 164TA4117



Window, cabin side
RH; rear; flat; green tinted

Used on machine type: A, B, C, D, E, F, G, H, I, J

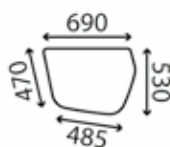
REF 164TA4118



Window, cabin RH door upper
RH; front; upper; flat; green tinted

Used on machine type: A, B, C, D, E, F, G, H, I, J

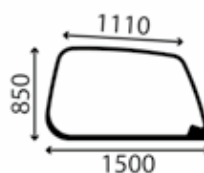
REF 164TA4119



Window, cabin side lower
RH; flat; green tinted

Used on machine type: A, B, C, D, E, F, G, H, I, J

REF 164TA4120



Window, cabin side upper
RH; flat; green tinted

Used on machine type: A, B, C, D, E, F, G, H, I, J

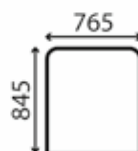
REF 164TA4138



Window, cabin rear
Sliding; flat; green tinted

Used on machine type: A, B, C, D, E, F, G, H, I, J

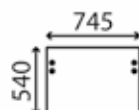
REF 164TA4139



Window, cabin front
Curved; green tinted

Used on machine type: A, B, C, D, E, F, G, H, I, J

REF 164TA5188



Window, cabin front lower
Front; curved; green tinted

Used on machine type: A, B, C, D, E, F, G, H, I, J

REF 164TA5190



Window, cabin LH door upper
Front; flat; green tinted

Used on machine type: A, B, C, D, E, F, G, H, I, J

REF 164TA5191



Used on: JCB-50

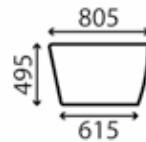
A	JS130	00758001-00759999/00890001-00890999/01058001-01058049
B	JS130 W	00716500-00717236
C	JS145 W	00810001-00810248
D	JS160	00702001-00703849
E	JS160 W	00718503-00719162
F	JS180	00702001-00703849
G	JS200	00705001-00707999
H	JS220	00705001-00707999
I	JS240	01504700-01505099/00708501-00709199
J	JS260	01504700-01505099/00708501-00709199



Window, cabin LH door upper
LH; rear; upper; sliding; flat; green tinted

Used on machine type: A, B, C, D, E, F, G, H, I, J

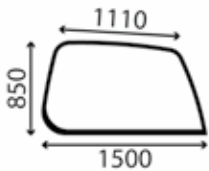
REF 164TA5192



Window, cabin side lower
RH; flat; clear

Used on machine type: A, B, C, D, E, F, G, H, I, J

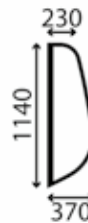
REF 164TA5193



Window, cabin side upper
RH; flat; green tinted; from S/N M759560

Used on machine type: A, B, C, D, E, F, G, H, I, J

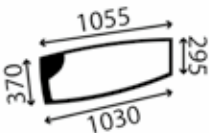
REF 164TA5194



Window, cabin side
LH; flat; clear

Used on machine type: A, B, C, D, E, F, G, H, I, J

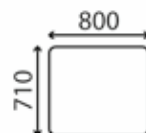
REF 164TA5195



Window, cabin LH door lower

Used on machine type: A, B, C, D, E, F, G, H, I, J

REF 164TA5196



Window, cabin rear
Curved; green tinted

Used on machine type: A, B, C, D, E, F, G, H, I, J

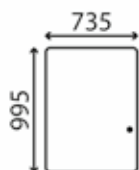
REF 164TA5197



Used on: JCB-51

A	JS70 MONO	00695001-00695500
B	JS70 OFFSET	00695001-00695500

Used on: JCB



Window, cabin front

Flat; clear

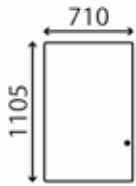
Used on machine type: A, B

REF 164TA4122



Used on: JCB-52

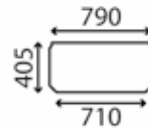
A	JS110	00697002-00697055
B	JS130	00758001-00759999/00890001-00890999/01058001-01058049/00699002-00700999
C	JS130 W	00716500-00717236/00716001-00716499
D	JS150 LC	00701002-00701999
E	JS150 W	00718001-00718499
F	JS200 LC	00704002-00705000
G	JS240 LC	00708002-00708500
H	JS300 LC	00712002-00712500
I	JS450 LC	00714500-00714549/00714002-00714499



Window, cabin front
Flat; clear

Used on machine type: A, B, C, D, E, F, G, H, I

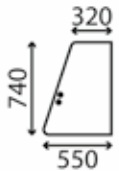
REF 164TA4123



Window, cabin front lower
Front; lower; flat; clear

Used on machine type: A, B, C, D, E, F, G, H, I

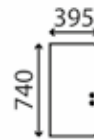
REF 164TA4124



Window, cabin LH door upper
LH; front; upper; sliding; flat; green tinted

Used on machine type: A, B, C, D, E, F, G, H, I

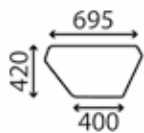
REF 164TA4125



Window, cabin LH door upper
LH; rear; upper; sliding; flat; green tinted

Used on machine type: A, B, C, D, E, F, G, H, I

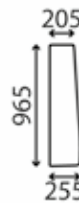
REF 164TA4126



Window, cabin LH door lower
LH; lower; flat; green tinted

Used on machine type: A, B, C, D, E, F, G, H, I

REF 164TA4127



Window, cabin side
LH; flat; green tinted

Used on machine type: A, B, C, D, E, F, G, H, I

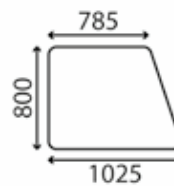
REF 164TA4128



Window, cabin side
RH; rear; flat; green tinted

Used on machine type: A, B, C, D, E, F, G, H, I

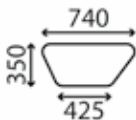
REF 164TA4129



Window, cabin RH door upper
RH; front; upper; flat; green tinted

Used on machine type: A, B, C, D, E, F, G, H, I

REF 164TA4130



Window, cabin side lower
RH; lower; flat; green tinted

Used on machine type: A, B, C, D, E, F, G, H, I

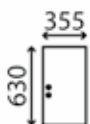
REF 164TA4131



Window, cabin side
RH; rear; sliding; flat; clear

Used on machine type: A, B, C, D, E, F, G, H, I

REF 164TA4132



Window, cabin rear
LH; sliding; flat; clear

Used on machine type: A, B, C, D, E, F, G, H, I

REF 164TA4133

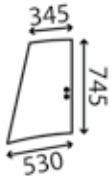


Used on: JCB-53

A JS200 W T3

01314600-01314699/01542000-01542499

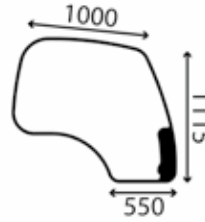
Used on: JCB



Window, cabin LH door upper
LH; rear; upper; sliding; flat; green tinted

Used on machine type: A

REF 164TA4134



Window, cabin side
RH; flat; green tinted

Used on machine type: A

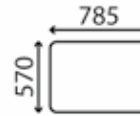
REF 164TA4135



Window, cabin side
LH; flat; green tinted

Used on machine type: A

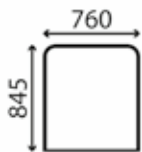
REF 164TA4136



Window, cabin rear
Curved; green tinted

Used on machine type: A

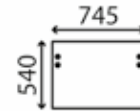
REF 164TA4137



Window, cabin front
Curved; green tinted

Used on machine type: A

REF 164TA4140



Window, cabin front lower
Front; curved; green tinted

Used on machine type: A

REF 164TA5190



Used on: JCB-54

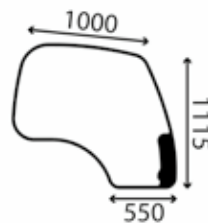
A	JS130 W T3	01060300-01060999
B	JS145 W T3	01314300-01314599/01458000-01458999
C	JS160 W T3	01421600-01421799/01451000-01451999
D	JS175 W AUTO	01235500-01235999
E	JS175 W T3	01505100-01505499/01628500-01628999



Window, cabin LH door upper
LH; rear; upper; sliding; flat; green tinted

Used on machine type: A, B, C, D, E

REF 164TA4134



Window, cabin side
RH; flat; green tinted

Used on machine type: A, B, C, D, E

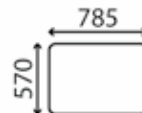
REF 164TA4135



Window, cabin side
LH; flat; green tinted

Used on machine type: A, B, C, D, E

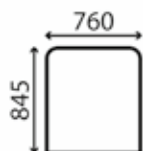
REF 164TA4136



Window, cabin rear
Curved; green tinted

Used on machine type: A, B, C, D, E

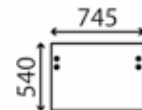
REF 164TA4137



Window, cabin front
Curved; green tinted

Used on machine type: A, B, C, D, E

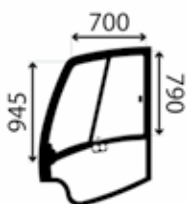
REF 164TA4140



Window, cabin front lower
Front; curved; green tinted

Used on machine type: A, B, C, D, E

REF 164TA5190



Window, cabin LH door upper
LH; front; upper; flat; green tinted

Used on machine type: A, B, C, D, E

REF 165TA3373



Used on: JCB-55

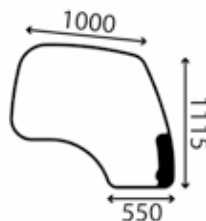
A	JZ140	01137000-01137574/01137583-01137999
B	JZ140 R	01137575-01137582/01390000-01390499
C	JZ235	01234500-01235499



Window, cabin LH door upper
LH; rear; upper; sliding; flat; green tinted

Used on machine type: A, B, C

REF 164TA4134



Window, cabin side
RH; flat; green tinted

Used on machine type: A, B, C

REF 164TA4135



Window, cabin side
LH; flat; green tinted

Used on machine type: A, B, C

REF 164TA4136



Window, cabin rear
Curved; green tinted

Used on machine type: A, B, C

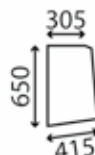
REF 164TA4137



Window, cabin LH door lower
LH; rear; lower; flat; green tinted

Used on machine type: A, B, C

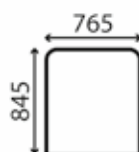
REF 164TA4145



Window, cabin LH door upper
LH; upper; rear; flat; green tinted

Used on machine type: A, B, C

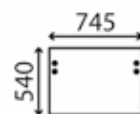
REF 164TA4146



Window, cabin front
Curved; green tinted

Used on machine type: A, B, C

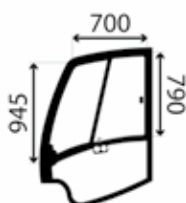
REF 164TA5188



Window, cabin front lower
Front; curved; green tinted

Used on machine type: A, B, C

REF 164TA5190



Window, cabin LH door upper
LH; front; upper; flat; green tinted

Used on machine type: A, B, C

REF 165TA3373



Used on: JCB-56

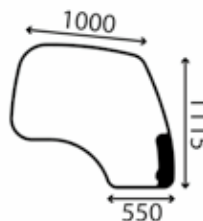
A	JS115 AUTO	01703500-01703599
B	JS130 LC	01535000-01535999
C	JS145 HD	01600011-01600999
D	JS145 LC	01600011-01600999
E	JS190 T3	01314100-01314299
F	JS240	01504700-01505099
G	JS260	01504700-01505099



Window, cabin LH door upper
LH; rear; upper; sliding; flat; green tinted

Used on machine type: A, B, C, D, E, F, G

REF 164TA4134



Window, cabin side
RH; flat; green tinted

Used on machine type: A, B, C, D, E, F, G

REF 164TA4135



Window, cabin side
LH; flat; green tinted

Used on machine type: A, B, C, D, E, F, G

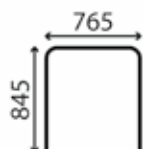
REF 164TA4136



Window, cabin rear
Curved; green tinted

Used on machine type: A, B, C, D, E, F, G

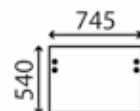
REF 164TA4137



Window, cabin front
Curved; green tinted

Used on machine type: A, B, C, D, E, F, G

REF 164TA5188



Window, cabin front lower
Front; curved; green tinted

Used on machine type: A, B, C, D, E, F, G

REF 164TA5190



Used on: JCB-57

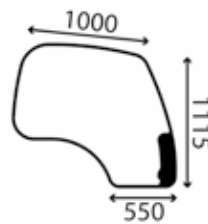
A	JS110 AUTO	01168000-01168999
B	JS115 AUTO	01703500-01703599/01168000-01168999
C	JS130 AUTO	01058102-01058999/01179000-01180999
D	JS130 LC	01535000-01535999/01058102-01058999/01179000-01180999
E	JS145 AUTO	01289000-01289999
F	JS160 AUTO	01059000-01059999
G	JS160 T3	01612500-01612899/01704000-01704999
H	JS180 AUTO	01059000-01059999
I	JS180 T3	01612500-01612899/01704000-01704999
J	JS190	01224000-01224499
K	JS200	00705001-00707999/01018001-01020001/01202500-01204022/01503300-01504499/01701500-01702499
L	JS200 T3	01459000-01461999/01610000-01612499/01613000-01613999
M	JS210	00705001-00707999/01018001-01020001/01202500-01204022/01503300-01504499/01701500-01702499
N	JS210 T3	01459000-01461999/01610000-01612499/01613000-01613999
O	JS220	00705001-00707999/01018001-01020001/01202500-01204022/01503300-01504499/01701500-01702499
P	JS220 HD	01018001-01020001/01202500-01204022/01503300-01504499/01701500-01702499
Q	JS220 L.REACH	01018001-01020001/01202500-01204022/01503300-01504499/01701500-01702499
R	JS220 LR T3	01459000-01461999/01610000-01612499/01613000-01613999
S	JS220 T3	01459000-01461999/01610000-01612499/01613000-01613999
T	JS220 XD	01018001-01020001/01202500-01204022/01503300-01504499/01701500-01702499
U	JS220 XD T3	01459000-01461999/01610000-01612499/01613000-01613999
V	JS235 HD	01018001-01020001/01202500-01204022/01503300-01504499/01701500-01702499
W	JS235 T3	01459000-01461999/01610000-01612499/01613000-01613999
X	JS240 AUTO	01040003-01041999
Y	JS260 AUTO	01040003-01041999
Z	JS260 XD AUTO	01040003-01041999
AA	JS290	01421200-01421599
AB	JS330 AUTO T2	01240500-01240999/01304700-01304999
AC	JS330 AUTO T3	01224215-01224999/01474000-01478999
AD	JS330 XD AUTO T2	01240500-01240999/01304700-01304999
AE	JS330 XD AUTO T3	01224215-01224999/01474000-01478999
AF	JZ140	01137000-01137574/01137583-01137999/01137575-01137582/01390000-01390499
AG	JZ140 HD	01137575-01137582/01390000-01390499
AH	JZ140 WM	01137575-01137582/01390000-01390499
AI	JZ255	01234500-01235499



Window, cabin LH door upper
LH; rear; upper; sliding; flat; green tinted

Used on machine type: A, B, C, D, E, F, G, H, I, J, K, L, M, N, O, P, Q, R, S, T, U, V, W, X, Y, Z, AA, AB, AC, AD, AE, AF, AG, AH, AI

REF 164TA4134



Window, cabin side
RH; flat; green tinted

Used on machine type: A, B, C, D, E, F, G, H, I, J, K, L, M, N, O, P, Q, R, S, T, U, V, W, X, Y, Z, AA, AB, AC, AD, AE, AF, AG, AH, AI

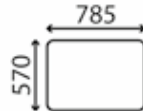
REF 164TA4135



Window, cabin side
LH; flat; green tinted

Used on machine type: A, B, C, D, E, F, G, H, I, J, K, L, M, N, O, P, Q, R, S, T, U, V, W, X, Y, Z, AA, AB, AC, AD, AE, AF, AG, AH, AI

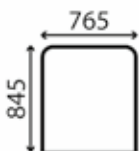
REF 164TA4136



Window, cabin rear
Curved; green tinted

Used on machine type: A, B, C, D, E, F, G, H, I, J, K, L, M, N, O, P, Q, R, S, T, U, V, W, X, Y, Z, AA, AB, AC, AD, AE, AF, AG, AH, AI

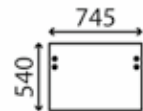
REF 164TA4137



Window, cabin front
Curved; green tinted

Used on machine type: A, B, C, D, E, F, G, H, I, J, K, L, M, N, O, P, Q, R, S, T, U, V, W, X, Y, Z, AA, AB, AC, AD, AE, AF, AG, AH, AI

REF 164TA5188



Window, cabin front lower
Front; curved; green tinted

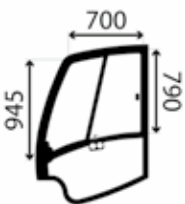
Used on machine type: A, B, C, D, E, F, G, H, I, J, K, L, M, N, O, P, Q, R, S, T, U, V, W, X, Y, Z, AA, AB, AC, AD, AE, AF, AG, AH, AI

REF 164TA5190



Used on: JCB-57

A	JS110 AUTO	01168000-01168999
B	JS115 AUTO	01703500-01703599/01168000-01168999
C	JS130 AUTO	01058102-01058999/01179000-01180999
D	JS130 LC	01535000-01535999/01058102-01058999/01179000-01180999
E	JS145 AUTO	01289000-01289999
F	JS160 AUTO	01059000-01059999
G	JS160 T3	01612500-01612899/01704000-01704999
H	JS180 AUTO	01059000-01059999
I	JS180 T3	01612500-01612899/01704000-01704999
J	JS190	01224000-01224499
K	JS200	00705001-00707999/01018001-01020001/01202500-01204022/01503300-01504499/01701500-01702499
L	JS200 T3	01459000-01461999/01610000-01612499/01613000-01613999
M	JS210	00705001-00707999/01018001-01020001/01202500-01204022/01503300-01504499/01701500-01702499
N	JS210 T3	01459000-01461999/01610000-01612499/01613000-01613999
O	JS220	00705001-00707999/01018001-01020001/01202500-01204022/01503300-01504499/01701500-01702499
P	JS220 HD	01018001-01020001/01202500-01204022/01503300-01504499/01701500-01702499
Q	JS220 L.REACH	01018001-01020001/01202500-01204022/01503300-01504499/01701500-01702499
R	JS220 LR T3	01459000-01461999/01610000-01612499/01613000-01613999
S	JS220 T3	01459000-01461999/01610000-01612499/01613000-01613999
T	JS220 XD	01018001-01020001/01202500-01204022/01503300-01504499/01701500-01702499
U	JS220 XD T3	01459000-01461999/01610000-01612499/01613000-01613999
V	JS235 HD	01018001-01020001/01202500-01204022/01503300-01504499/01701500-01702499
W	JS235 T3	01459000-01461999/01610000-01612499/01613000-01613999
X	JS240 AUTO	01040003-01041999
Y	JS260 AUTO	01040003-01041999
Z	JS260 XD AUTO	01040003-01041999
AA	JS290	01421200-01421599
AB	JS330 AUTO T2	01240500-01240999/01304700-01304999
AC	JS330 AUTO T3	01224215-01224999/01474000-01478999
AD	JS330 XD AUTO T2	01240500-01240999/01304700-01304999
AE	JS330 XD AUTO T3	01224215-01224999/01474000-01478999
AF	JZ140	01137000-01137574/01137583-01137999/01137575-01137582/01390000-01390499
AG	JZ140 HD	01137575-01137582/01390000-01390499
AH	JZ140 WM	01137575-01137582/01390000-01390499
AI	JZ255	01234500-01235499



Window, cabin LH door upper
LH; front; upper; flat; green tinted

Used on machine type: A, B, C, D, E, F, G, H, I, J, K, L, M, N, O, P, Q, R, S, T, U, V, W, X, Y, Z, AA, AB, AC, AD, AE, AF, AG, AH, AI

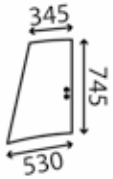
REF 165TA3373



Used on: JCB-58

A	JS360	01807000-01807299
B	JS360 LR	01807000-01807299
C	JS360 XD	01807000-01807299

Used on: JCB



Window, cabin LH door upper
LH; rear; upper; sliding; flat; green tinted

Used on machine type: A, B, C

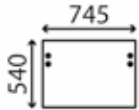
REF 164TA4134



Window, cabin front
Curved; green tinted

Used on machine type: A, B, C

REF 164TA4140



Window, cabin front lower
Front; curved; green tinted

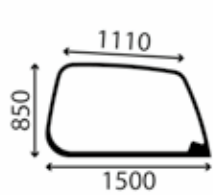
Used on machine type: A, B, C

REF 164TA5190



Used on: JCB-59

A	JS130 W PLE	00716500-00717236
A	JS160 W PLE	00718503-00719162
B	JS175 W	00885004-00885216
C	JS175 W T2	00885217-00885999
D	JS200 W	00809001-00809116
E	JS200 W PLE	00809001-00809116
F	JS200 W T2	00809117-00809999
G	JS210	00705001-00707999
H	JS330	00712952-00713999/00712501-00712951
I	JS330 XD	00712952-00713999/00712501-00712951

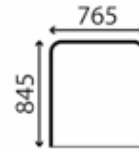


Window, cabin side upper

RH; flat; green tinted

Used on machine type: A, A, B, C, D, E, F, G, H, I

REF 164TA4138

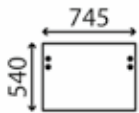


Window, cabin front

Curved; green tinted

Used on machine type: A, A, B, C, D, E, F, G, H, I

REF 164TA5188



Window, cabin front lower

Front; curved; green tinted

Used on machine type: A, A, B, C, D, E, F, G, H, I

REF 164TA5190



Window, cabin LH door upper

Front; flat; green tinted

Used on machine type: A, A, B, C, D, E, F, G, H, I

REF 164TA5191

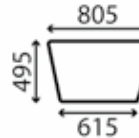


Window, cabin LH door upper

LH; rear; upper; sliding; flat; green tinted

Used on machine type: A, A, B, C, D, E, F, G, H, I

REF 164TA5192

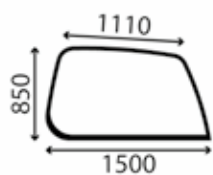


Window, cabin side lower

RH; flat; clear

Used on machine type: A, A, B, C, D, E, F, G, H, I

REF 164TA5193

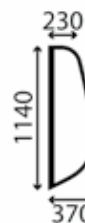


Window, cabin side upper

RH; flat; green tinted; from S/N M759560

Used on machine type: A, A, B, C, D, E, F, G, H, I

REF 164TA5194

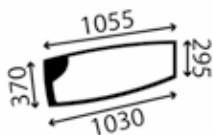


Window, cabin side

LH; flat; clear

Used on machine type: A, A, B, C, D, E, F, G, H, I

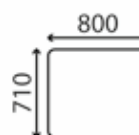
REF 164TA5195



Window, cabin LH door lower

Used on machine type: A, A, B, C, D, E, F, G, H, I

REF 164TA5196



Window, cabin rear

Curved; green tinted

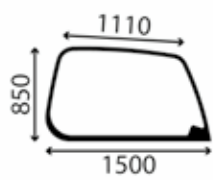
Used on machine type: A, A, B, C, D, E, F, G, H, I

REF 164TA5197



Used on: JCB-60

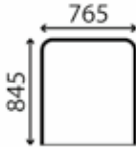
A	JS130 W T2	01060000-01060299
B	JS145 W T2	01061001-01061999
C	JS160 W T2	01062000-01062999
D	JS330	00712952-00713999
E	JS330 XD	00712952-00713999
F	JS460	00714551-00714580
G	JS460 T2	00714581-00714999



Window, cabin side upper
RH; flat; green tinted

Used on machine type: A, B, C, D, E, F, G

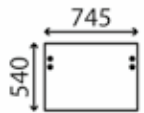
REF 164TA4138



Window, cabin front
Curved; green tinted

Used on machine type: A, B, C, D, E, F, G

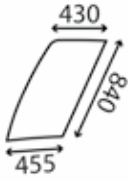
REF 164TA5188



Window, cabin front lower
Front; curved; green tinted

Used on machine type: A, B, C, D, E, F, G


REF 164TA5190



Window, cabin LH door upper
Front; flat; green tinted

Used on machine type: A, B, C, D, E, F, G

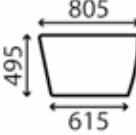
REF 164TA5191



Window, cabin LH door upper
LH; rear; upper; sliding; flat; green tinted

Used on machine type: A, B, C, D, E, F, G


REF 164TA5192



Window, cabin side lower
RH; flat; clear

Used on machine type: A, B, C, D, E, F, G

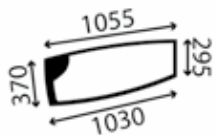
REF 164TA5193



Window, cabin side
LH; flat; clear

Used on machine type: A, B, C, D, E, F, G

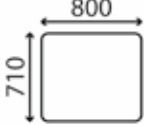
REF 164TA5195



Window, cabin LH door lower

Used on machine type: A, B, C, D, E, F, G

REF 164TA5196



Window, cabin rear
Curved; green tinted

Used on machine type: A, B, C, D, E, F, G

REF 164TA5197



Used on: JCB-61

A JZ70 00834001-00834999



Window, cabin LH door upper
LH; upper; front; flat; green tinted

Used on machine type: A

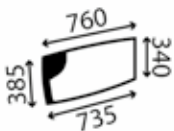
REF 164TA4141



Window, cabin LH door upper
LH; upper; sliding; flat; green tinted

Used on machine type: A

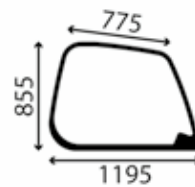
REF 164TA4142



Window, cabin LH door lower

Used on machine type: A

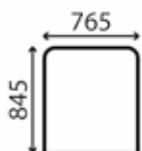
REF 164TA4143



Window, cabin side upper
RH; upper; flat; green tinted

Used on machine type: A

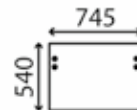
REF 164TA4144



Window, cabin front
Curved; green tinted

Used on machine type: A

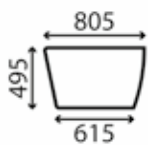
REF 164TA5188



Window, cabin front lower
Front; curved; green tinted

Used on machine type: A

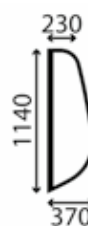
REF 164TA5190



Window, cabin side lower
RH; flat; clear

Used on machine type: A

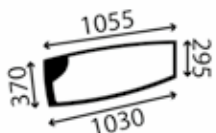
REF 164TA5193



Window, cabin side
LH; flat; clear

Used on machine type: A

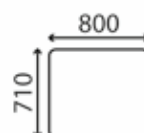
REF 164TA5195



Window, cabin LH door lower

Used on machine type: A

REF 164TA5196



Window, cabin rear
Curved; green tinted

Used on machine type: A

REF 164TA5197



Used on: JCB-62

A MIDI CX 00972175-00989999/01327000-01349999/01616000-01625999/01705500-01709999

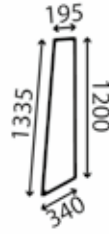
Used on: JCB



Window, cabin front lower
RH; front; lower; curved; green tinted

Used on machine type: A

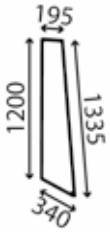
REF 164TA4147



Window, cabin side
RH; corner; curved; green tinted

Used on machine type: A

REF 164TA4148



Window, cabin side
LH; corner; curved; green tinted

Used on machine type: A

REF 164TA4149



Window, cabin side
RH; front; curved; green tinted

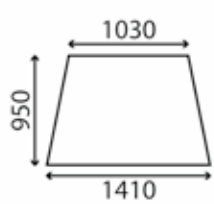
Used on machine type: A

REF 164TA5198



Used on: JCB-64

A	3C-2	00290001-00305999/00306001-00336999
B	3C-4	
C	3CX-2	00290001-00305999/00337000-00399999
D	3CX-2 H'MASTER	
E	3CX-2 SITEMASTER	
F	3CX-4 H'MASTER	
G	3CX-4 SITEMASTER	
H	3D-2	
I	3D-4	
J	4C-2 TURBO	



Window, cabin front
Flat; clear

Used on machine type: A, C

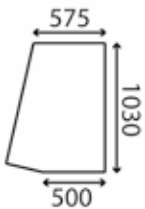
REF 164TA4033



Window, cabin door upper

Used on machine type: A, C

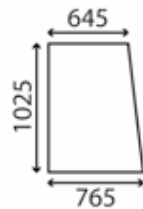
REF 164TA4034



Window, cabin door upper

Used on machine type: A, C

REF 164TA4035

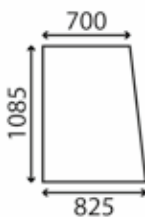


Window, cabin side

Flat; clear

Used on machine type: A, C

REF 164TA4036

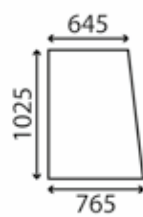


Window, cabin side

Flat; clear

Used on machine type: A, C

REF 164TA4037

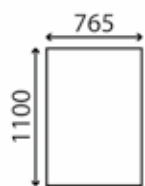


Window, cabin side

Flat; green tinted

Used on machine type: A, C

REF 164TA4038



Window, cabin rear

Flat; clear

Used on machine type: A, C

REF 164TA4039



Window, cabin rear

Side; flat; clear

Used on machine type: A, C

REF 164TA4040

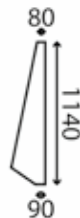


Window, cabin side

Rear; flat; clear

Used on machine type: A, C

REF 164TA4041

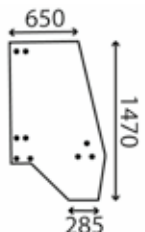


Window, cabin side

Rear; flat; green tinted

Used on machine type: A, C

REF 164TA4042

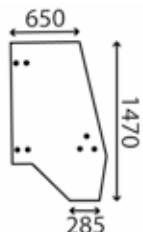


Window, cabin RH door

Curved; clear; up to S/N M315336

Used on machine type: A

REF 164TA4043



Window, cabin RH door

Used on machine type: A

REF 164TA4044



Used on: JCB-64

A	3C-2	00290001-00305999/00306001-00336999
B	3C-4	
C	3CX-2	00290001-00305999/00337000-00399999
D	3CX-2 H'MASTER	
E	3CX-2 SITEMASTER	
F	3CX-4 H'MASTER	
G	3CX-4 SITEMASTER	
H	3D-2	
I	3D-4	
J	4C-2 TURBO	



Window, cabin LH door
Curved; clear; up to S/N M315336

Used on machine type: A

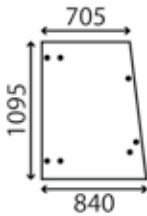
REF 164TA4045



Window, cabin LH door

Used on machine type: A

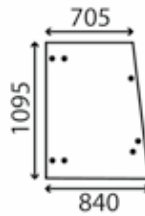
REF 164TA4046



Window, cabin side
Flat; green tinted

Used on machine type: A

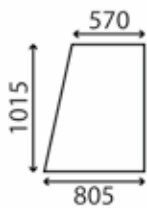
REF 164TA4047



Window, cabin side
Flat; clear

Used on machine type: A

REF 164TA4048



Window, cabin door upper
Flat; clear

Used on machine type: C

REF 164TA4049



Window, cabin door lower
Flat; clear; up to S/N M363331

Used on machine type: C

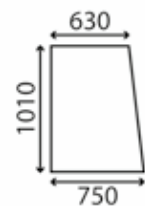
REF 164TA4050



Window, cabin door lower

Used on machine type: C

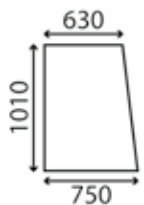
REF 164TA4051



Window, cabin side
Side; flat; clear

Used on machine type: C

REF 164TA4052



Window, cabin side
Side; flat; green tinted

Used on machine type: C

REF 164TA4053



Window, cabin front lower
Front; lower; flat; clear

Used on machine type: A, B, C, D, E, F, G, H, I, J

REF 164TA4155



Used on: JCB

Used on: JCB-65

A 803 PLUS



Window, cabin door lower

Used on machine type: A

REF 164TA4160

Used on: JCB-66

A 802.7 SUPER (BONDED VERSION)

B 803



Window, cabin side

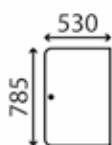
LH; flat; clear

Used on machine type: A, B

REF 164TA4162

Used on: JCB-68

A 526S



Window, cabin rear

LH; flat; clear

Used on machine type: A

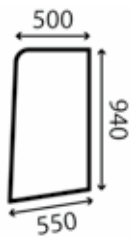
REF 164TA4173



Used on: JCB-69

A 802.4

Used on: JCB



Window, cabin LH door upper
LH; upper; flat; clear

Used on machine type: A

REF 165TA3443



Used on: JCB-70

A	926-2	00602000-00605999
B	926-4	00602000-00605999
C	930-2	00607700-00609999
D	930-4	00607700-00609999

Window, cabin rear
Flat; green tinted

Used on machine type: A, B, C, D

REF 165TA3444

Window, cabin front
Flat; clear

Used on machine type: A, B, C, D

REF 165TA3445

Window, cabin front
Flat; clear

Used on machine type: A, B, C, D

REF 165TA3446

Window, cabin rear
Flat; green tinted

Used on machine type: A, B, C, D

REF 165TA3451

Window, cabin RH door upper
Flat; green tinted

Used on machine type: A, B, C, D

REF 165TA3452

Window, cabin front
Flat; green tinted

Used on machine type: A, B, C, D

REF 165TA3453

Window, cabin side
LH; front; flat; green tinted

Used on machine type: A, B, C, D

REF 165TA3454

Window, cabin RH door lower
RH; lower; flat; green tinted

Used on machine type: A, B, C, D

REF 165TA3455

Window, cabin side
RH; front; flat; green tinted

Used on machine type: A, B, C, D

REF 165TA3456

Window, cabin LH door lower
LH; lower; flat; green tinted

Used on machine type: A, B, C, D

REF 165TA3457



Used on: JCB-71

A	926-2	00602000-00605999/00660300-00664999/00822000-00823755
B	926-4	00602000-00605999/00660300-00664999/00822000-00823755
C	930-2	00607700-00609999/00660300-00664999/00822000-00823755
D	930-4	00607700-00609999/00660300-00664999/00822000-00823755

Window, cabin rear
Flat; green tinted

Used on machine type: A, B, C, D

REF 165TA3444

Window, cabin front
Flat; clear

Used on machine type: A, B, C, D

REF 165TA3445

Window, cabin front
Flat; clear

Used on machine type: A, B, C, D

REF 165TA3446

Window, cabin rear
Flat; green tinted

Used on machine type: A, B, C, D

REF 165TA3451

Window, cabin RH door upper
Flat; green tinted

Used on machine type: A, B, C, D

REF 165TA3452

Window, cabin front
Flat; green tinted

Used on machine type: A, B, C, D

REF 165TA3453

Window, cabin side
LH; front; flat; green tinted

Used on machine type: A, B, C, D

REF 165TA3454

Window, cabin RH door lower
RH; lower; flat; green tinted

Used on machine type: A, B, C, D

REF 165TA3455

Window, cabin side
RH; front; flat; green tinted

Used on machine type: A, B, C, D

REF 165TA3456

Window, cabin LH door lower
LH; lower; flat; green tinted

Used on machine type: A, B, C, D

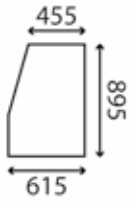
REF 165TA3457



Used on: JCB

Used on: JCB-72

A	FASTRAC 125-30	00635001-00635994	K	FASTRAC 145 T-40	00635001-00635994
B	FASTRAC 125-40	00635001-00635994	L	FASTRAC 145 T-55	00635001-00635994
C	FASTRAC 125-55	00635001-00635994	M	FASTRAC 145 T-65	00635001-00635994
D	FASTRAC 125-65	00635001-00635994	N	FASTRAC 150 T-40	00635001-00635994
E	FASTRAC 130 T	00635001-00635994	O	FASTRAC 150 T-55	00635001-00635994
F	FASTRAC 130 T-30	00635001-00635994	P	FASTRAC 150 T-65	00635001-00635994
G	FASTRAC 130 T-40	00635001-00635994			
H	FASTRAC 130 T-55	00635001-00635994			
I	FASTRAC 130 T-65	00635001-00635994			
J	FASTRAC 145 T-30	00635001-00635994			



Window, cabin door upper

LH; flat; green tinted

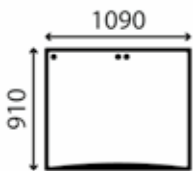
Used on machine type: A, B, C, D, E, F, G, H, I, J, K, L, M, N, O, P

REF 165TA3447



Used on: JCB-73

A	926-2 LE	00660300-00664999/00822000-00823755
B	926-2 T2	00823756-00825399
C	926-2WD	00825400-00825483/01280000-01281999/01483000-01483999
D	926-4 LE	00660300-00664999/00822000-00823755
E	926-4 T2	00823756-00825399
F	926-4WD	00825400-00825483/01280000-01281999/01483000-01483999
G	930-2 LE	00660300-00664999/00822000-00823755
H	930-2 T2	00823756-00825399
I	930-2WD	00825400-00825483/01280000-01281999/01483000-01483999
J	930-4 LE	00660300-00664999/00822000-00823755
K	926-4WD	00825400-00825483/01280000-01281999/01483000-01483999/00825400-00825483/01280000-01281999/01483000-01483999
K	930-4 T2	00823756-00825399
L	930-4WD	00825400-00825483/01280000-01281999/01483000-01483999
M	940-2 LE	00660300-00664999/00822000-00823755
N	940-2 T2	00823756-00825399
O	940-2WD	00825400-00825483/01280000-01281999/01483000-01483999
P	940-4 LE	00660300-00664999/00822000-00823755
Q	940-4 T2	00823756-00825399
R	940-4WD	00825400-00825483/01280000-01281999/01483000-01483999

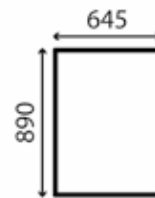


Window, cabin rear

Flat; green tinted

Used on machine type: A, B, C, D, E, F, G, H, I, J, K, K, L, M, N, O, P, Q, R

REF 165TA3451

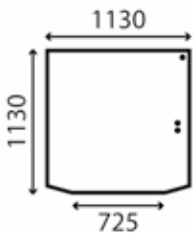


Window, cabin RH door upper

Flat; green tinted

Used on machine type: A, B, C, D, E, F, G, H, I, J, K, K, L, M, N, O, P, Q, R

REF 165TA3452



Window, cabin front

Flat; green tinted

Used on machine type: A, B, C, D, E, F, G, H, I, K, K, L, M, N, O, P, Q, R

REF 165TA3453

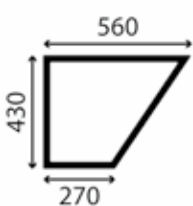


Window, cabin side

LH; front; flat; green tinted

Used on machine type: A, B, C, D, E, F, G, H, I, K, K, L, M, N, O, P, Q, R

REF 165TA3454



Window, cabin RH door lower

RH; lower; flat; green tinted

Used on machine type: A, B, C, D, E, F, G, H, I, J, K, K, L, M, N, O, P, Q, R

REF 165TA3455

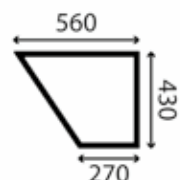


Window, cabin side

RH; front; flat; green tinted

Used on machine type: A, B, C, D, E, F, G, H, I, K, K, L, M, N, O, P, Q, R

REF 165TA3456



Window, cabin LH door lower

LH; lower; flat; green tinted

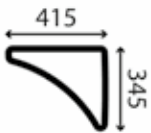
Used on machine type: A, B, C, D, E, F, G, H, I, J, K, K, L, M, N, O, P, Q, R

REF 165TA3457



Used on: JCB-74

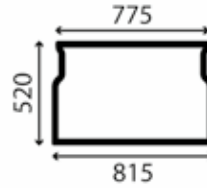
A	8025ZTS	2020000-2020999/2226007-2228007
B	8030ZTS	01228500-01230499/01908500-01908999



Window, cabin side lower
Lower; flat; clear

Used on machine type: A, B

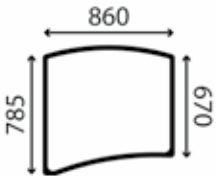
REF 165TA3458



Window, cabin front lower
Front; lower; flat; green tinted

Used on machine type: B

REF 165TA3466



Window, cabin rear
Flat; green tinted

Used on machine type: B

REF 165TA3467



Window, cabin LH door lower
LH; lower; flat; green tinted

Used on machine type: A

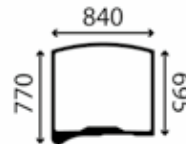
REF 165TA3469



Window, cabin LH door upper
LH; upper; flat; green tinted

Used on machine type: A

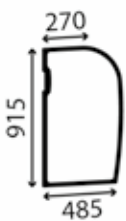
REF 165TA3470



Window, cabin rear
Curved; green tinted

Used on machine type: A, B

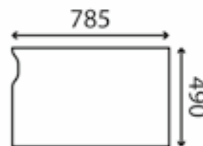
REF 165TA3475



Window, cabin side
LH; rear; curved; green tinted

Used on machine type: A, B

REF 165TA3476



Window, cabin front lower
Front; flat; clear

Used on machine type: A, B

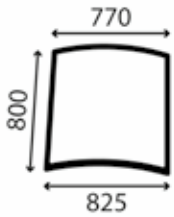
REF 165TA3478



Used on: JCB-75

A 8016 CTS

2071290-2073290/2544759-2544759



Window, cabin rear
Flat; green tinted

Used on machine type: A

REF 165TA3460



Window, cabin LH door upper
LH; upper; flat; green tinted

Used on machine type: A

REF 165TA3461



Window, cabin side
LH; flat; green tinted

Used on machine type: A

REF 165TA3477

Used on: JCB-76

A 8014



Window, cabin LH door upper
LH; upper; flat; green tinted

Used on machine type: A

REF 165TA3461



Window, cabin side
LH; flat; green tinted

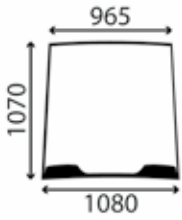
Used on machine type: A

REF 165TA3477



Used on: JCB-77

B	426 E	01295000-01295999
C	434 S	01244000-01244499
E	436 E	01410000-01410999
G	456	01169001-01169999
H	456 E	01239000-01239502/01304000-01304499
I	426	00532100-00532499/00532500-00532999/01173000-01173999/01231500-01232499
M	436	00533700-00534199/00534200-00534999/01305000-01305999
P	446	00540013-00540014/00540100-00540130/01181001-01181999



Window, cabin front
Curved; green tinted

Used on machine type: I, M, P

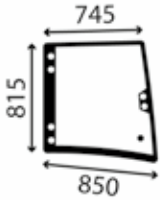
REF 164TA3889



Window, cabin front
LH; flat; green tinted

Used on machine type: I, M, P

REF 164TA3890



Window, cabin side
RH; flat; green tinted

Used on machine type: B, C, E, G, H, I, M, P

REF 165TA3465



Used on: JCB-78

A	406 T2	01163001-01164999
B	406 T3	01300000-01301999
C	409	01302000-01302599

Used on: JCB



Window, cabin LH door
LH; flat; green tinted

Used on machine type: A, B, C

REF 165TA3468



Used on: JLG

Used on: JLG			
Model	Series	Model	Series
2505	2505 - G5-18A	4008 PS	3508 PS 3513 PS-4008 PS 4017 PS
266	266-266 LO-PRO-307	4009 PS	3508 PS 3513 PS-4008 PS 4017 PS
266 LO-PRO	266-266 LO-PRO-307	4012 PS	3508 PS 3513 PS-4008 PS 4017 PS
2906 H	619A-723A-2906H-3507H	4013 PS	3508 PS 3513 PS-4008 PS 4017 PS
307	266-266 LO-PRO-307	4014 PS	3706 PS - 3707 PS - 4014 PS - 4017 PS
3507 H	619A-723A-2906H-3507H	4017 PS	3508 PS 3513 PS-4008 PS 4017 PS
3508 PS	3508 PS 3513 PS-4008 PS 4017 PS	4017 PS	3508 PS 3513 PS-4008 PS 4017 PS
3509 PS	3508 PS 3513 PS-4008 PS 4017 PS	619 A	619A-723A-2906H-3507H
3512 PS	3508 PS 3513 PS-4008 PS 4017 PS	723 A	619A-723A-2906H-3507H
3513 PS	3508 PS 3513 PS-4008 PS 4017 PS	G5-18A	2505 - G5-18A
3706 PS	3706 PS - 3707 PS - 4014 PS - 4017 PS	L 2906 H	L 2906 H
3707 PS	3706 PS - 3707 PS - 4014 PS - 4017 PS		



Used on: JLG 2505 - G5-18A

- A 2505
- B G5-18A

Used on: JLG



Window, cabin side
LH; flat; green tinted

Used on machine type: A, B

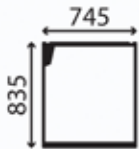
REF 166TA2038



Window, cabin LH door upper
Rear; opening; flat; green tinted

Used on machine type: A, B

REF 166TA2039



Window, cabin front
Curved; green tinted

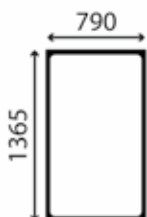
Used on machine type: A, B

REF 166TA2040



Used on: JLG 266-266 LO-PRO-307

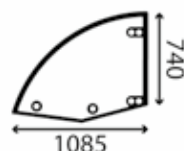
- A 266
- B 266 LO-PRO
- C 307



Window, cabin front
Curved; green tinted

Used on machine type: A, C

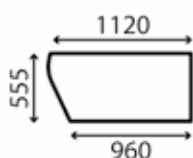
REF 164TA4177



Window, cabin LH door upper
Opening; flat; green tinted

Used on machine type: A, C

REF 164TA4178



Window, cabin LH door lower
Flat; green tinted

Used on machine type: A, B, C

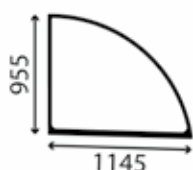
REF 164TA4179



Window, cabin side
LH; flat; green tinted

Used on machine type: A, C

REF 164TA4180



Window, cabin side
RH; front; flat; green tinted

Used on machine type: A, C

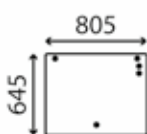
REF 164TA4181



Window, cabin side
RH; rear; flat; green tinted

Used on machine type: A, C

REF 164TA4182



Window, cabin rear
Flat; green tinted

Used on machine type: A, C

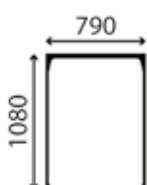
REF 164TA4183



Gas spring, hood/cover
1150 N; length: 487,00 mm

Used on machine type: A, B, C

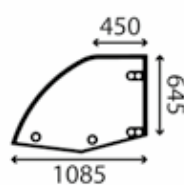
REF 164TA4184



Window, cabin front
Curved; green tinted

Used on machine type: B

REF 164TA4185



Window, cabin LH door upper
Opening; flat; green tinted

Used on machine type: B

REF 164TA4186



Window, cabin side
LH; flat; green tinted

Used on machine type: B

REF 164TA4187



Window, cabin side
RH; front; flat; green tinted

Used on machine type: B

REF 164TA4188



Used on: JLG 266-266 LO-PRO-307

- A 266
- B 266 LO-PRO
- C 307

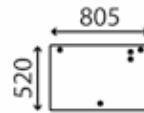
Used on: JLG



Window, cabin side
RH; rear; flat; green tinted

Used on machine type: B

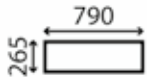
REF 164TA4189



Window, cabin rear
Flat; green tinted

Used on machine type: B

REF 164TA4190



Window, cabin roof
Opening; curved; green tinted

Used on machine type: B

REF 164TA4191



Used on: JLG 3508 PS | 3513 PS-4008 PS | 4017 PS

- A 3508 PS
- B 3509 PS
- C 3512 PS
- D 3513 PS
- D 4017 PS
- E 4008 PS
- F 4009 PS
- G 4012 PS
- H 4013 PS
- I 4017 PS

Window, cabin LH door lower
Flat; green tinted

Used on machine type: A, B, C, D, E, F, G, H, I

REF 164TA4179

Window, cabin rear
Flat; green tinted

Used on machine type: A, B, C, D, E, F, G, H, I

REF 164TA4183

Window, cabin LH door upper
Opening; flat; green tinted

Used on machine type: A, B, C, D, E, F, G, H, I

REF 164TA4192

Window, cabin side
LH; flat; green tinted

Used on machine type: A, B, C, D, E, F, G, H, I

REF 164TA4193

Window, cabin side
RH; front; flat; green tinted

Used on machine type: A, B, C, D, E, F, G, H, I

REF 164TA4194

Window, cabin side
RH; rear; flat; green tinted

Used on machine type: A, B, C, D, E, F, G, H, I

REF 164TA4195

Window, cabin front
Curved; green tinted

Used on machine type: A, B, C, D, E, F, G, H, I

REF 166TA2471

Window, cabin LH door upper
Flat; clear

Used on machine type: D

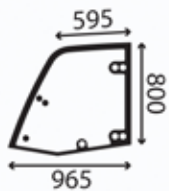
REF 166TA2475



Used on: JLG 3706 PS - 3707 PS - 4014 PS - 4017 PS

- A 3706 PS
- B 3707 PS
- C 4014 PS

Used on: JLG



Window, cabin LH door upper
Flat; clear

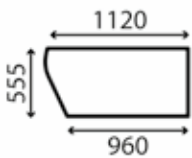
Used on machine type: A, B, C

REF 166TA2475



Used on: JLG 619A-723A-2906H-3507H

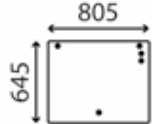
- A 619 A
- B 723 A
- C 2906 H
- D 3507 H



Window, cabin LH door lower
Flat; green tinted

Used on machine type: C, D

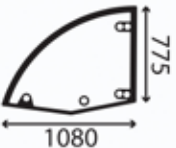
REF 164TA4179



Window, cabin rear
Flat; green tinted

Used on machine type: A, B, C, D


REF 164TA4183



Window, cabin LH door upper
Opening; flat; green tinted

Used on machine type: A, B, C, D

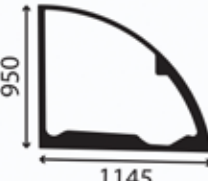
REF 164TA4192



Seal, cabin rear window

Used on machine type: A, B, C, D


REF 166TA2079



Window, cabin side
RH; front; flat; green tinted

Used on machine type: A, B, C, D

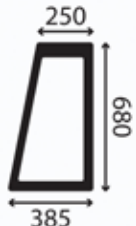
REF 166TA2458



Window, cabin side
LH; flat; green tinted

Used on machine type: A, B, C, D

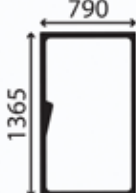
REF 166TA2468



Window, cabin side
RH; rear; flat; green tinted

Used on machine type: A, B, C, D

REF 166TA2470



Window, cabin front
Curved; green tinted

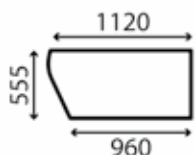
Used on machine type: A, B, C, D

REF 166TA2471



Used on: JLG L 2906 H

A L 2906 H



Window, cabin LH door lower
Flat; green tinted

Used on machine type: A

REF 164TA4179



Window, cabin rear
Flat; green tinted

Used on machine type: A

REF 164TA4183



Window, cabin roof
Opening; curved; green tinted

Used on machine type: A

REF 164TA4191



Seal, cabin rear window

Used on machine type: A

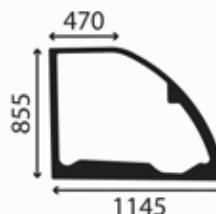
REF 166TA2079



Window, cabin side
LH; flat; green tinted

Used on machine type: A

REF 166TA2460



Window, cabin side
RH; front; flat; green tinted

Used on machine type: A

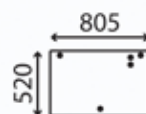
REF 166TA2462



Window, cabin side
RH; rear; flat; green tinted

Used on machine type: A

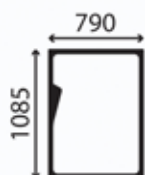
REF 166TA2464



Window, cabin rear
Flat; green tinted

Used on machine type: A

REF 166TA2466



Window, cabin front
Curved; green tinted

Used on machine type: A

REF 166TA2473



Used on: JOHN DEERE

Used on: JOHN DEERE

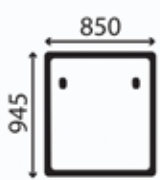
Model	Series
3200 - TELESCOPIQUE	3200-3400
3215 - TELESCOPIQUE	3200-3400
3220 - TELESCOPIQUE	3200-3400
3400 - TELESCOPIQUE	3200-3400
3415 - TELESCOPIQUE	3200-3400

Model	Series
3420 - TELESCOPIQUE	3200-3400
3800	3800
4400 - TELESCOPIQUE	4000 TELESCO
4500 - TELESCOPIQUE	4000 TELESCO



Used on: JOHN DEERE 3200-3400

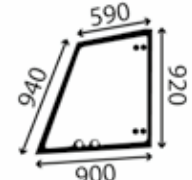
- A 3200 - TELESCOPIQUE
- B 3215 - TELESCOPIQUE
- C 3220 - TELESCOPIQUE
- D 3400 - TELESCOPIQUE
- E 3415 - TELESCOPIQUE
- F 3420 - TELESCOPIQUE



Window, cabin front
Laminated; flat; green tinted

Used on machine type: A, B, C, D, E, F

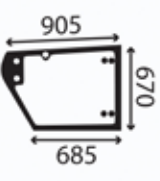
REF 164TA4196



Window, cabin LH door upper
Flat; green tinted

Used on machine type: A, B, C, D, E, F

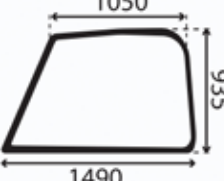
REF 164TA4197



Window, cabin LH door lower
Flat; green tinted

Used on machine type: A, B, C, D, E, F


REF 164TA4198



Window, cabin side
RH; flat; green tinted

Used on machine type: A, B, C, D, E, F

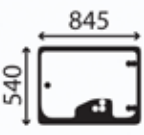
REF 164TA4199



Window, cabin side
LH; flat; green tinted

Used on machine type: A, B, C, D, E, F

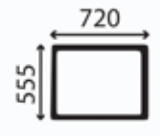
REF 164TA4200



Window, cabin rear
Flat; green tinted

Used on machine type: A, B, C, D, E, F


REF 164TA4201



Window, cabin roof
Opening; flat; green tinted

Used on machine type: A, B, C, D, E, F


REF 164TA4202



Gas spring, hood/cover
550 N; length: 495,00 mm

Used on machine type: A, D

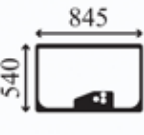
REF 164TA4203



Gas spring, hood/cover
1000 N; length: 335,00 mm

Used on machine type: A, B, C, D, E, F

REF 164TA4204



Window, cabin rear
Flat; green tinted

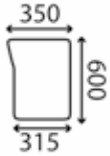
Used on machine type: B, C, E, F

REF 164TA4205



Used on: JOHN DEERE 3800

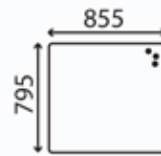
A 3800



Window, cabin front lower
Flat; green tinted

Used on machine type: A

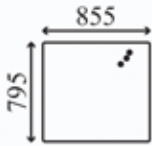
REF 164TA4206



Window, cabin rear
Flat; green tinted

Used on machine type: A

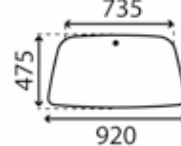
REF 164TA4207



Window, cabin rear
Flat; green tinted

Used on machine type: A

REF 164TA4208



Window, cabin roof
Opening; flat; green tinted

Used on machine type: A

REF 164TA4209



Gas spring, hood/cover

Used on machine type: A

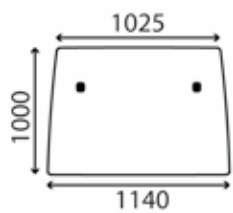
REF 164TA4210



Gas spring, cabin door

Used on machine type: A

REF 165TA3492



Window, cabin front
Curved; green tinted

Used on machine type: A

REF 166TA2006



Window, cabin RH door
Curved; green tinted

Used on machine type: A

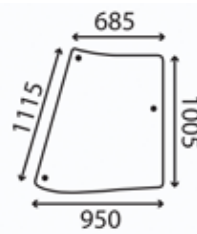
REF 166TA2007



Window, cabin LH door
Curved; green tinted

Used on machine type: A

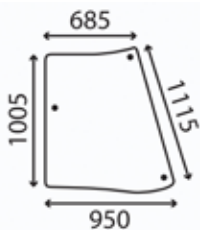
REF 166TA2008



Window, cabin rear
RH; curved; green tinted

Used on machine type: A

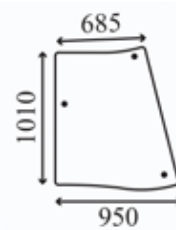
REF 166TA2009



Window, cabin rear
LH; curved; green tinted

Used on machine type: A

REF 166TA2010



Window, cabin rear
LH; curved; green tinted

Used on machine type: A

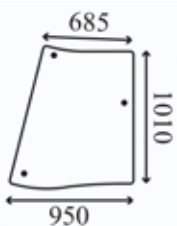
REF 166TA2011



Used on: JOHN DEERE 3800

A 3800

Used on: JOHN DEERE



Window, cabin rear
RH; curved; green tinted

Used on machine type: A

REF 166TA2012



Seal, cabin window

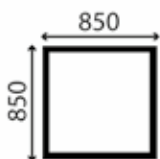
Used on machine type: A

REF 166TA2013



Used on: JOHN DEERE 4000 TELESCO

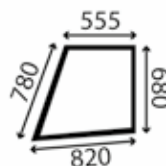
- A 4400 - TELESCOPIQUE
- B 4500 - TELESCOPIQUE



Window, cabin front
Laminated; flat; green tinted

Used on machine type: A, B

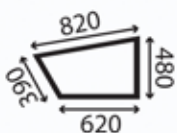
REF 164TA4211



Window, cabin LH door upper
Flat; green tinted

Used on machine type: A, B

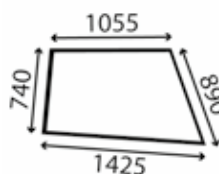
REF 164TA4212



Window, cabin LH door lower
Flat; green tinted

Used on machine type: A, B

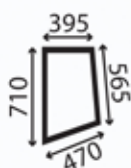
REF 164TA4213



Window, cabin side
RH; flat; green tinted

Used on machine type: A, B

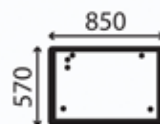
REF 164TA4214



Window, cabin side
LH; flat; green tinted

Used on machine type: A, B

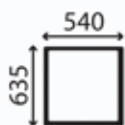
REF 164TA4215



Window, cabin rear
Flat; green tinted

Used on machine type: A, B

REF 164TA4216



Window, cabin roof
Opening; flat; green tinted

Used on machine type: A, B

REF 164TA4217



Gas spring, hood/cover
1050 N; length: 512,00 mm

Used on machine type: A, B

REF 164TA5202



Used on: KOMATSU

Model	Series	Model	Series
PC100-6	KOMATSU-13	PC250 LC-6 LC	KOMATSU-13
PC120-6	KOMATSU-13	PC250 LC-6 LE	KOMATSU-13
PC120LC-6	KOMATSU-13	PC250LC-6	KOMATSU-13
PC120LC-6E0	KOMATSU-13	PC26MR-3	KOMATSU-11
PC130-6	KOMATSU-13	PC270 LC-6	KOMATSU-13
PC130-6 K	KOMATSU-13	PC270 LC-7	KOMATSU-16
PC130-7	KOMATSU-16	PC270-7	KOMATSU-16
PC130-7 K	KOMATSU-16	PC270-8	KOMATSU-17
PC130-8	KOMATSU-17	PC290 NLC-6 K	KOMATSU-13
PC138US-2	KOMATSU-15	PC290 NLC-7 K	KOMATSU-16
PC138US-8	KOMATSU-18	PC290 NLC-8 K	KOMATSU-17
PC150 LC-6 K	KOMATSU-13	PC300 LC-7	KOMATSU-16
PC160 LC-7 K	KOMATSU-16	PC300 LC-7 L	KOMATSU-16
PC160-6 K	KOMATSU-13	PC300 LC-8	KOMATSU-17
PC160LC-7	KOMATSU-16	PC300-6	KOMATSU-13
PC160LC-8	KOMATSU-17	PC300-7	KOMATSU-16
PC20 MR-2	KOMATSU-1	PC300-8	KOMATSU-17
PC200 EN-6 K	KOMATSU-13	PC300LC-6	KOMATSU-13
PC200 LC-6 S	KOMATSU-13	PC340 LC-6 K	KOMATSU-13
PC200-6	KOMATSU-13	PC340 LC-6 K-J	KOMATSU-13
PC200-6S	KOMATSU-12	PC340 LC-7 K	KOMATSU-16
PC200-7	KOMATSU-16	PC340 NLC-6 K	KOMATSU-13
PC200-8	KOMATSU-17	PC340 NLC-7 K-E0	KOMATSU-16
PC200LC-6	KOMATSU-13	PC340-6 K	KOMATSU-13
PC200LC-6H	KOMATSU-13	PC350 LC-7	KOMATSU-16
PC200LC-6Z	KOMATSU-13	PC350 LC-7 E0	KOMATSU-16
PC200LC-7	KOMATSU-16	PC350 LC-8	KOMATSU-17
PC200LC-8	KOMATSU-17	PC350 NLC-8	KOMATSU-17
PC210 LC-6 K	KOMATSU-13	PC350-7	KOMATSU-16
PC210 LC-7 K	KOMATSU-16	PC35MR-2	KOMATSU-3
PC210 NLC-7 K	KOMATSU-16	PC35MR-3	KOMATSU-2
PC210-6 K	KOMATSU-13	PC360-7	KOMATSU-16
PC210-7 K	KOMATSU-16	PC40MR-2	KOMATSU-1
PC210-8 K	KOMATSU-17	PC450 LC-8	KOMATSU-17
PC220 LC-6	KOMATSU-13	PC450 LCHD-8	KOMATSU-17
PC220-6	KOMATSU-13	PC450-8	KOMATSU-17
PC220-6Z	KOMATSU-13	PC50MR-2	KOMATSU-1
PC220-7	KOMATSU-16	PC60-7	KOMATSU-13
PC220-8	KOMATSU-17	PC60-7 E	KOMATSU-13
PC220LC-6Z	KOMATSU-13	PC78MR-6	KOMATSU-15
PC220LC-7	KOMATSU-16	PC78US-6	KOMATSU-15
PC220LC-8	KOMATSU-17	PC78UU-6	KOMATSU-15
PC228USLC-8	KOMATSU-19	PC88 MR-6	KOMATSU-5
PC22MR-3	KOMATSU-11	PC95 R-2 HYDRAULIQUE	KOMATSU-4
PC240 LC-6 K	KOMATSU-13	PC95-1 HYDRAULIQUE	KOMATSU-8
PC240 LC-8 K	KOMATSU-17	PW130 ES-6 K	KOMATSU-13
PC240 NLC-8 K	KOMATSU-17	PW130-6 K	KOMATSU-13
PC250 LC-6 L	KOMATSU-14	PW140-7	KOMATSU-16



Used on: KOMATSU

Used on: KOMATSU

Model	Series	Model	Series
PW150 ES-6 K	KOMATSU-13	WA200 PT-5	KOMATSU-20
PW160-7 K	KOMATSU-16	WA200-5	KOMATSU-6
PW170 ES-6 K	KOMATSU-13	WA250 L-5	KOMATSU-6
PW220-7 K	KOMATSU-16	WA250 PT-5	KOMATSU-6
PW410	KOMATSU-10	WA250-5	KOMATSU-6
PW95R	KOMATSU-9	WA320 L-5	KOMATSU-6
PW95R-2	KOMATSU-4	WA320-5	KOMATSU-6
WA150-5	KOMATSU-20	WA70-5	KOMATSU-7



Used on: KOMATSU-1

- A PC20 MR-2
- B PC40MR-2
- C PC50MR-2

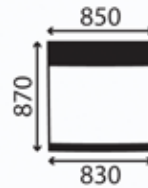


Window, cabin side

LH; rear; curved; green tinted

Used on machine type: A, B, C

REF 139TA5307



Window, cabin rear

Curved; green tinted

Used on machine type: A, B, C

REF 139TA5308

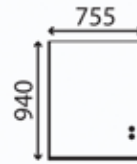


Window, cabin LH door upper

LH; upper; curved; clear

Used on machine type: A, B, C

REF 139TA5310

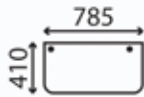


Window, cabin front

Flat; green tinted

Used on machine type: A, B, C

REF 164TA4960

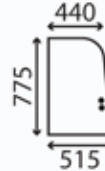


Window, cabin front lower

Front; flat; green tinted

Used on machine type: A, B, C

REF 164TA4961



Window, cabin side upper

RH; front; upper; sliding; flat; clear

Used on machine type: A, B, C

REF 164TA4962



Window, cabin side

RH; rear; flat; clear

Used on machine type: A, B, C

REF 164TA4963



Window, cabin roof

Opening; flat; green tinted

Used on machine type: A, B, C

REF 164TA4964



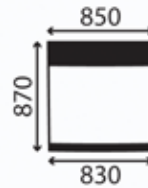
Used on: KOMATSU-2

A PC35MR-3



Window, cabin side
LH; rear; curved; green tinted

Used on machine type: A
REF 139TA5307



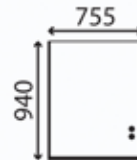
Window, cabin rear
Curved; green tinted

Used on machine type: A
REF 139TA5308



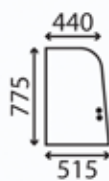
Window, cabin LH door upper
LH; upper; curved; clear

Used on machine type: A
REF 139TA5310



Window, cabin front
Flat; green tinted

Used on machine type: A
REF 164TA4960



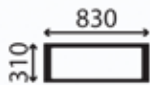
Window, cabin side upper
RH; front; upper; sliding; flat; clear

Used on machine type: A
REF 164TA4962



Window, cabin side
RH; rear; flat; clear

Used on machine type: A
REF 164TA4963



Window, cabin roof
Opening; flat; green tinted

Used on machine type: A
REF 164TA4964



Used on: KOMATSU-3

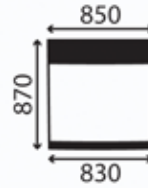
A PC35MR-2



Window, cabin side
LH; rear; curved; green tinted

Used on machine type: A

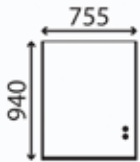
REF 139TA5307



Window, cabin rear
Curved; green tinted

Used on machine type: A

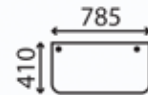
REF 139TA5308



Window, cabin front
Flat; green tinted

Used on machine type: A

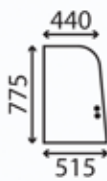
REF 164TA4960



Window, cabin front lower
Front; flat; green tinted

Used on machine type: A

REF 164TA4961



Window, cabin side upper
RH; front; upper; sliding; flat; clear

Used on machine type: A

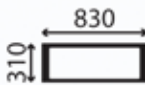
REF 164TA4962



Window, cabin side
RH; rear; flat; clear

Used on machine type: A

REF 164TA4963



Window, cabin roof
Opening; flat; green tinted

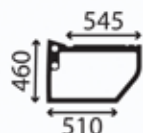
Used on machine type: A

REF 164TA4964



Used on: KOMATSU-4

- A PC95 R-2 HYDRAULIQUE
- B PW95R-2



Window, cabin LH door lower
LH; lower; flat; clear

Used on machine type: A, B

REF 139TA5309



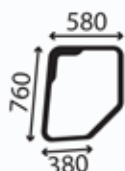
Window, cabin front lower
Front; lower; curved; clear

Used on machine type: A, B

REF 164TA4218

Used on: KOMATSU-5

- A PC88 MR-6



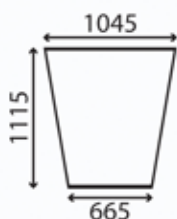
Window, cabin LH door upper
LH; upper; curved; clear

Used on machine type: A

REF 139TA5310

Used on: KOMATSU-6

- A WA200-5
- B WA250 L-5
- C WA250 PT-5
- D WA250-5
- E WA320 L-5
- F WA320-5



Window, cabin front
Flat; green tinted

Used on machine type: A, B, C, D, E, F

REF 164TA4990



Window, cabin front
RH; flat; green tinted

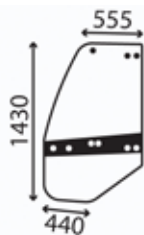
Used on machine type: A, B, C, D, E, F

REF 164TA4991



Used on: KOMATSU-7

A WA70-5



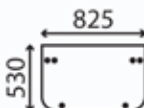
Window, cabin LH door
LH; flat; green tinted

Used on machine type: A

REF 164TA4992

Used on: KOMATSU-8

A PC95-1 HYDRAULIQUE



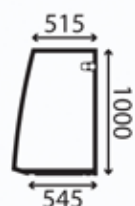
Window, cabin front lower
Front; lower; curved; clear

Used on machine type: A

REF 164TA4218

Used on: KOMATSU-9

A PW95R



Window, cabin RH door upper
RH; upper; flat; clear

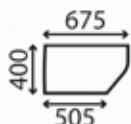
Used on machine type: A

REF 164TA4219



Used on: KOMATSU-10

A PW410



Window, cabin side lower
LH; lower; flat; clear

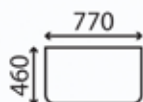
Used on machine type: A

REF 164TA4220

Used on: KOMATSU-11

A PC22MR-3

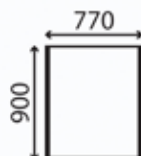
B PC26MR-3



Window, cabin front lower
Front; lower; flat; green tinted

Used on machine type: A, B

REF 164TA4758



Window, cabin front
Flat; green tinted

Used on machine type: A, B

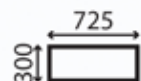
REF 164TA4759



Window, cabin door
Flat; green tinted

Used on machine type: A, B

REF 164TA4760



Window, cabin roof
Opening; flat; green tinted

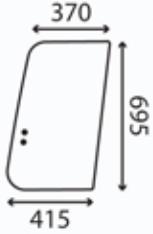
Used on machine type: A, B

REF 164TA4761



Used on: KOMATSU-12

K PC200-6S



Window, cabin LH door upper
LH; front; upper; sliding; flat; green tinted

Used on machine type: K

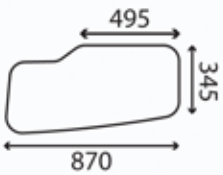
REF 164TA4965



Window, cabin LH door upper
LH; rear; upper; sliding; flat; green tinted

Used on machine type: K

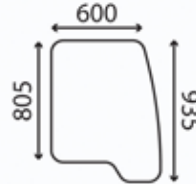
REF 164TA4966



Window, cabin LH door lower
LH; lower; flat; green tinted

Used on machine type: K

REF 164TA4967



Window, cabin side
RH; flat; green tinted

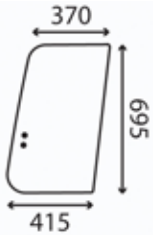
Used on machine type: K

REF 164TA4968



Used on: KOMATSU-13

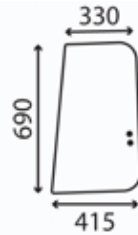
A	PC100-6	K	PC200-6	U	PC240 LC-6 K	AE	PC340 NLC-6 K
B	PC120-6	L	PC200LC-6	V	PC250 LC-6 LC	AF	PC340-6 K
C	PC120LC-6	M	PC200LC-6H	W	PC250 LC-6 LE	AG	PC60-7
D	PC120LC-6EO	N	PC200LC-6Z	X	PC250LC-6	AH	PC60-7 E
E	PC130-6	O	PC210 LC-6 K	Y	PC270 LC-6	AI	PW130 ES-6 K
F	PC130-6 K	P	PC210-6 K	Z	PC290 NLC-6 K	AJ	PW130-6 K
G	PC150 LC-6 K	Q	PC220 LC-6	AA	PC300-6	AK	PW150 ES-6 K
H	PC160-6 K	R	PC220-6	AB	PC300LC-6	AL	PW170 ES-6 K
I	PC200 EN-6 K	S	PC220-6Z	AC	PC340 LC-6 K		
J	PC200 LC-6 S	T	PC220LC-6Z	AD	PC340 LC-6 K-J		



Window, cabin LH door upper
LH; front; upper; sliding; flat; green tinted

Used on machine type: A, B, C, D, E, F, G, H, I, J, K, L, M, N, O, P, Q, R, S, T, U, V, W, X, Y, Z, AA, AB, AC, AD, AE, AF, AG, AH, AI, AJ, AK, AL

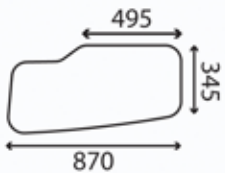
REF 164TA4965



Window, cabin LH door upper
LH; rear; upper; sliding; flat; green tinted

Used on machine type: A, B, C, D, E, F, G, H, I, J, K, L, M, N, O, P, Q, R, S, T, U, V, W, X, Y, Z, AA, AB, AC, AD, AE, AF, AG, AH, AI, AJ, AK, AL

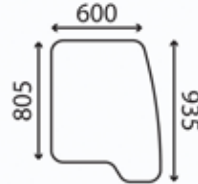
REF 164TA4966



Window, cabin LH door lower
LH; lower; flat; green tinted

Used on machine type: A, B, C, D, E, F, G, H, I, J, K, L, M, N, O, P, Q, R, S, T, U, V, W, X, Y, Z, AA, AB, AC, AD, AE, AF, AG, AH, AI, AJ, AK, AL

REF 164TA4967



Window, cabin side
RH; flat; green tinted

Used on machine type: A, B, C, D, E, F, G, H, I, J, K, L, M, N, O, P, Q, R, S, T, U, V, W, X, Y, Z, AA, AB, AC, AD, AE, AF, AG, AH, AI, AJ, AK, AL

REF 164TA4968



Window, cabin side
LH; flat; green tinted

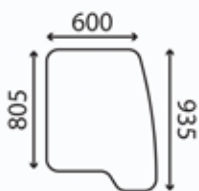
Used on machine type: A, B, C, D, E, F, G, H, I, J, K, L, M, N, O, P, Q, R, S, T, U, V, W, X, Y, Z, AA, AB, AC, AD, AE, AF, AG, AH, AI, AJ, AK, AL

REF 164TA4969



Used on: KOMATSU-14

A PC250 LC-6 L



Window, cabin side
RH; flat; green tinted

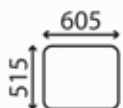
Used on machine type: A

REF 164TA4968

Used on: KOMATSU

Used on: KOMATSU-15

- A PC78MR-6
- B PC78US-6
- C PC78UU-6
- D PC138US-2



Window, cabin rear
Flat; green tinted

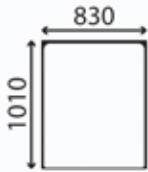
Used on machine type: A, B, C, D

REF 164TA4970



Used on: KOMATSU-16

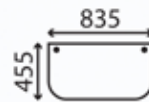
A	PC130-7	K	PC220LC-7	U	PC350 LC-7 EO
B	PC130-7 K	L	PC270 LC-7	V	PC350-7
C	PC160 LC-7 K	M	PC270-7	W	PC360-7
D	PC160LC-7	N	PC290 NLC-7 K	X	PW140-7
E	PC200-7	O	PC300 LC-7	Y	PW160-7 K
F	PC200LC-7	P	PC300 LC-7 L	Z	PW220-7 K
G	PC210 LC-7 K	Q	PC300-7		
H	PC210 NLC-7 K	R	PC340 LC-7 K		
I	PC210-7 K	S	PC340 NLC-7 K-EO		
J	PC220-7	T	PC350 LC-7		



Window, cabin front
Flat; green tinted

Used on machine type: A, B, D, E, F, G, H, I, J, K, L, M, N, O, P, Q, R, S, T, U, V, W, X, Y, Z

REF 164TA4971



Window, cabin front lower
Front; lower; flat; green tinted

Used on machine type: A, B, C, D, E, F, G, H, I, J, K, L, M, N, O, P, Q, R, S, T, U, V, W, X, Y, Z

REF 164TA4972



Window, cabin LH door upper
LH; front; upper; sliding; flat; green tinted

Used on machine type: A, B, C, D, E, F, G, H, I, J, K, L, M, N, O, P, Q, R, S, T, U, V, W, X, Y, Z

REF 164TA4973



Window, cabin LH door upper
LH; rear; upper; sliding; flat; green tinted

Used on machine type: A, B, C, D, E, F, G, H, I, J, K, L, M, N, O, P, Q, R, S, T, U, V, W, X, Y, Z

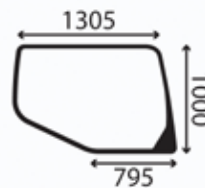
REF 164TA4974



Window, cabin LH door lower
LH; lower; flat; green tinted

Used on machine type: A, B, C, D, E, F, G, H, I, J, K, L, M, N, O, P, Q, R, S, T, U, V, W, X, Y, Z

REF 164TA4975



Window, cabin side
RH; flat; green tinted

Used on machine type: A, B, C, D, E, F, G, H, I, J, K, L, M, N, O, P, Q, R, S, T, U, V, W, X, Y, Z

REF 164TA4976



Window, cabin side
LH; flat; green tinted

Used on machine type: A, B, C, D, E, F, G, H, I, J, K, L, M, N, O, P, Q, R, S, T, U, V, W, X, Y, Z

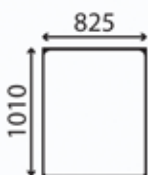
REF 164TA4977



Used on: KOMATSU-17

A PC130-8
 B PC160LC-8
 C PC200-8
 D PC200LC-8
 E PC210-8 K
 F PC220-8
 G PC220LC-8
 H PC240 LC-8 K
 I PC240 NLC-8 K
 J PC270-8

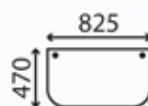
K PC290 NLC-8 K
 L PC300 LC-8
 M PC300-8
 N PC350 LC-8
 O PC350 NLC-8
 P PC450 LC-8
 Q PC450 LCHD-8
 R PC450-8



Window, cabin front
 Flat; green tinted

Used on machine type: A, B, C, D, E, F, G, H, I, J, K, L, M, N, O, P, Q, R

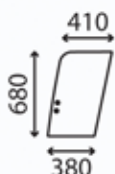
REF 164TA4978



Window, cabin front lower
 Front; lower; flat; green tinted

Used on machine type: A, B, C, D, E, F, G, H, I, J, K, L, M, N, O, P, Q, R

REF 164TA4979



Window, cabin LH door upper
 LH; front; upper; sliding; flat; green tinted

Used on machine type: A, B, C, D, E, F, G, H, I, J, K, L, M, N, O, P, Q, R

REF 164TA4980



Window, cabin LH door upper
 LH; rear; upper; sliding; flat; green tinted

Used on machine type: A, B, C, D, E, F, G, H, I, J, K, L, M, N, O, P, Q, R

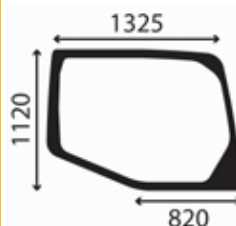
REF 164TA4981



Window, cabin LH door lower
 LH; lower; flat; green tinted

Used on machine type: A, B, C, D, E, F, G, H, I, J, K, L, M, N, O, P, Q, R

REF 164TA4982



Window, cabin side
 RH; flat; green tinted

Used on machine type: A, B, C, D, E, F, G, H, I, J, K, L, M, N, O, P, Q, R

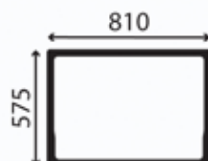
REF 164TA4983



Window, cabin side
 LH; flat; green tinted

Used on machine type: A, B, C, D, E, F, G, H, I, J, K, L, M, N, O, P, Q, R

REF 164TA4984



Window, cabin rear
 Flat; green tinted

Used on machine type: A, B, C, D, E, F, G, H, I, J, K, L, M, N, O, P, Q, R

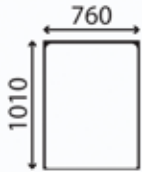
REF 164TA4985



Used on: KOMATSU

Used on: KOMATSU-18

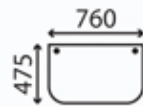
A PC138US-8



Window, cabin front
Flat; green tinted

Used on machine type: A

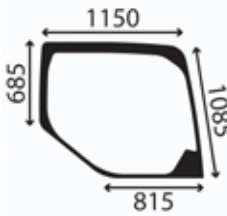
REF 164TA4986



Window, cabin front lower
Front; lower; flat; green tinted

Used on machine type: A

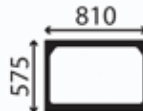
REF 164TA4987



Window, cabin side
RH; flat; green tinted

Used on machine type: A

REF 164TA4988



Window, cabin rear
Flat; green tinted

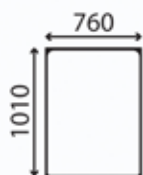
Used on machine type: A

REF 164TA4989



Used on: KOMATSU-19

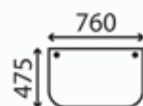
B PC228USLC-8



Window, cabin front
Flat; green tinted

Used on machine type: B

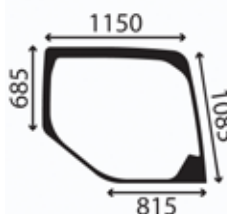
REF 164TA4986



Window, cabin front lower
Front; lower; flat; green tinted

Used on machine type: B

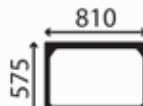
REF 164TA4987



Window, cabin side
RH; flat; green tinted

Used on machine type: B

REF 164TA4988



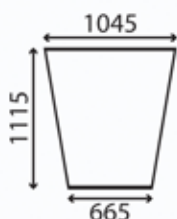
Window, cabin rear
Flat; green tinted

Used on machine type: B

REF 164TA4989

Used on: KOMATSU-20

A WA150-5
B WA200 PT-5



Window, cabin front
Flat; green tinted

Used on machine type: A, B

REF 164TA4990



Window, cabin front
RH; flat; green tinted

Used on machine type: A, B

REF 164TA4991



Used on: KRAMER

Used on: KRAMER

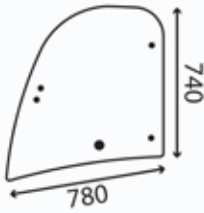
Model	Series
1150	KRAMER-4
180	KRAMER-1
280	KRAMER-1
350	KRAMER-2
380	KRAMER-3
480	KRAMER-3

Model	Series
480 T	KRAMER-3
750	KRAMER-4
750 T	KRAMER-4
850	KRAMER-4
950	KRAMER-4

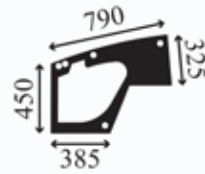


Used on: KRAMER-1

- A 180
- B 280



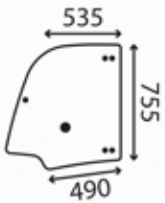
Window, cabin door upper
Flat; green tinted
Used on machine type: A, B
REF 164TA5203



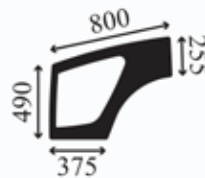
Window, cabin LH door lower
LH; lower; flat; green tinted
Used on machine type: A, B
REF 164TA5204

Used on: KRAMER-2

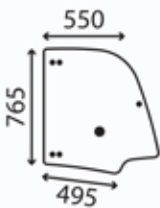
- A 350



Window, cabin LH door upper
LH; upper; flat; green tinted
Used on machine type: A
REF 164TA5205



Window, cabin LH door lower
LH; lower; flat; green tinted
Used on machine type: A
REF 164TA5206



Window, cabin RH door upper
RH; upper; flat; green tinted
Used on machine type: A
REF 164TA5207



Used on: KRAMER

Used on: KRAMER-3

- A 380
- B 480 T
- C 480



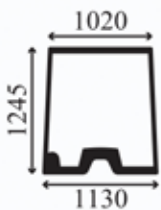
Window, cabin LH door
LH; flat; green tinted

Used on machine type: A, B, C

REF 164TA5208

Used on: KRAMER-4

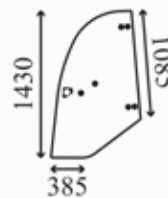
- A 750
- B 750 T
- C 850
- D 950
- E 1150



Window, cabin front
Curved; green tinted

Used on machine type: A, B, C, D, E

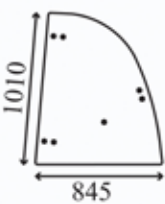
REF 164TA5209



Window, cabin LH door
LH; flat; green tinted

Used on machine type: A, B, C, D, E

REF 164TA5210



Window, cabin side
RH; front; flat; green tinted

Used on machine type: A, B, C, D, E

REF 164TA5211



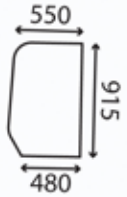
Used on: KUBOTA

Model	Series	Model	Series
KX015-4	KUBOTA-3	KX61-3 KBM	KUBOTA-7
KX016-4	KUBOTA-3	KX71-2	KUBOTA-9
KX018-4	KUBOTA-3	KX71-2 ALPHA	KUBOTA-9
KX019-4	KUBOTA-3	KX71-3	KUBOTA-7
KX057-4	KUBOTA-4	KX71-3 KBM	KUBOTA-7
KX080-3	KUBOTA-2	KX91-2	KUBOTA-9
KX080-3 ALPHA	KUBOTA-2	KX91-3	KUBOTA-7
KX080-4	KUBOTA-5	KX91-3 ALPHA	KUBOTA-7
KX101-3	KUBOTA-7	KX91-3 ALPHA 2	KUBOTA-7
KX101-3 ALPHA	KUBOTA-7	R420 ALPHA	KUBOTA-10
KX101-3 ALPHA 2	KUBOTA-7	R420 FRITZMEIER	KUBOTA-10
KX101-3 ALPHA 3	KUBOTA-7	R520 ALPHA	KUBOTA-10
KX121-2	KUBOTA-9	R520 FRITZMEIER	KUBOTA-10
KX121-3	KUBOTA-7	U 20-3	KUBOTA-11
KX121-3 ALPHA	KUBOTA-7	U 20-3 ALPHA	KUBOTA-11
KX161-2	KUBOTA-9	U 25-3	KUBOTA-11
KX161-3	KUBOTA-7	U 25-3 ALPHA	KUBOTA-11
KX161-3 ALPHA	KUBOTA-7	U 27-4	KUBOTA-12
KX251	KUBOTA-14	U 30-3 ALPHA 2	KUBOTA-7
KX251 ALPHA	KUBOTA-14	U 35	KUBOTA-13
KX36 H	KUBOTA-8	U 35-3	KUBOTA-7
KX36-2	KUBOTA-6	U 35-3 ALPHA	KUBOTA-7
KX36-2 ALPHA	KUBOTA-6	U 35-3 ALPHA 2	KUBOTA-7
KX36-3	KUBOTA-1	U 35-3 ALPHA 2 KBM	KUBOTA-7
KX41 H	KUBOTA-8	U 35-3 ALPHA 3	KUBOTA-7
KX41-2	KUBOTA-6	U 45	KUBOTA-13
KX41-2 ALPHA	KUBOTA-6	U 45-3	KUBOTA-7
KX41-2 S V	KUBOTA-6	U 45-3 ALPHA	KUBOTA-7
KX41-3	KUBOTA-1	U 45-3 ALPHA KBM	KUBOTA-7
KX41-3 S V	KUBOTA-1	U 48-4	KUBOTA-4
KX61-2	KUBOTA-9	U 50-3 ALPHA	KUBOTA-7
KX61-2 ALPHA	KUBOTA-9	U 50-3 ALPHA KBM	KUBOTA-7
KX61-3	KUBOTA-7	U 55-4	KUBOTA-4



Used on: KUBOTA-1

- A 180
- B 280



Window, cabin side
RH; rear; flat; clear

Used on machine type: A, B, C

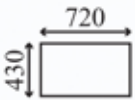
REF 139TA5312



Window, cabin front upper
Front; upper; opening; flat; clear

Used on machine type: A, B, C

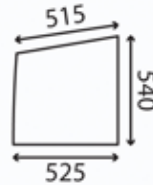
REF 164TA5030



Window, cabin front lower
Front; lower; flat; clear

Used on machine type: A, B, C

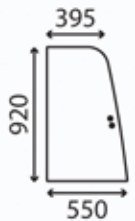
REF 164TA5031



Window, cabin LH door lower
LH; lower; flat; clear

Used on machine type: A, B, C

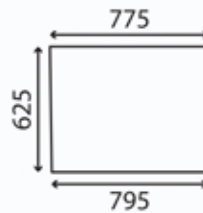
REF 164TA5032



Window, cabin side
RH; front; sliding; flat; clear

Used on machine type: A, B, C

REF 164TA5033



Window, cabin rear
Flat; clear

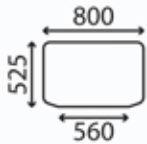
Used on machine type: A, B, C

REF 164TA5034



Used on: KUBOTA-2

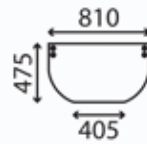
A 350



Window, cabin rear
Flat; green tinted

Used on machine type: A, B

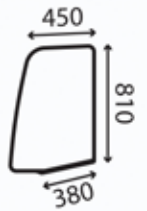
REF 150TA4485



Window, cabin front lower
Front; lower; flat; green tinted

Used on machine type: A, B

REF 164TA5010



Window, cabin LH door upper
LH; upper; flat; green tinted

Used on machine type: A, B

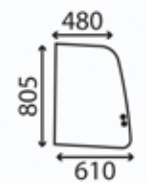
REF 164TA5011



Window, cabin side
LH; flat; green tinted

Used on machine type: A, B

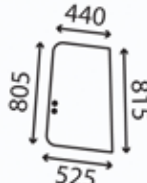
REF 164TA5013



Window, cabin side
RH; front; sliding; flat; green tinted

Used on machine type: A, B

REF 164TA5014



Window, cabin side
RH; rear; sliding; flat; green tinted

Used on machine type: A, B

REF 164TA5015



Window, cabin LH door lower
LH; lower; flat; green tinted

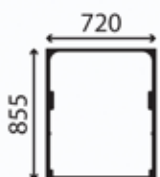
Used on machine type: A, B

REF 165TA3490



Used on: KUBOTA-3

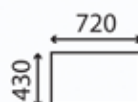
- A 380
- B 480 T
- C 480



Window, cabin front
Flat; green tinted

Used on machine type: B, D

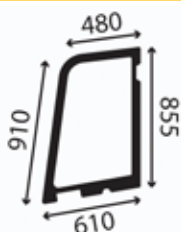
REF 164TA4995



Window, cabin front lower
Front; lower; flat; green tinted

Used on machine type: A, B, C, D

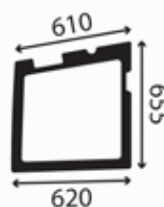
REF 164TA4996



Window, cabin LH door upper
LH; upper; flat; green tinted

Used on machine type: A, B, C, D

REF 164TA4997



Window, cabin LH door lower
LH; lower; flat; green tinted

Used on machine type: A, B, C, D

REF 164TA4998



Window, cabin side
LH; curved; green tinted

Used on machine type: A, B, C, D

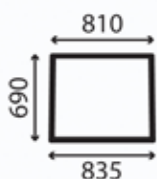
REF 164TA4999



Window, cabin side lower
RH; curved; green tinted

Used on machine type: A, B, C, D

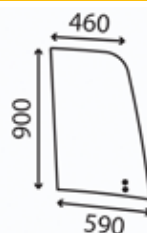
REF 164TA5000



Window, cabin rear
Flat; green tinted

Used on machine type: A, B, C, D

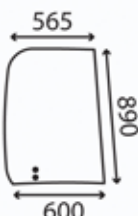
REF 164TA5001



Window, cabin side
RH; front; sliding; flat; green tinted

Used on machine type: B, D

REF 164TA5072



Window, cabin side
RH; rear; sliding; flat; green tinted

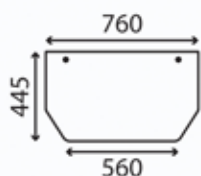
Used on machine type: B, D

REF 164TA5073



Used on: KUBOTA-4

- A 750
- B 750 T
- C 850
- D 950
- E 1150



Window, cabin front lower
Front; lower; flat; green tinted

Used on machine type: A, B, C

REF 164TA5002



Window, cabin LH door upper
LH; upper; flat; green tinted

Used on machine type: A

REF 164TA5003



Window, cabin LH door lower
LH; lower; flat; green tinted

Used on machine type: A

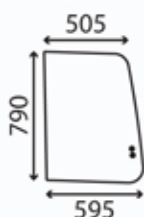
REF 164TA5004



Window, cabin side
LH; flat; green tinted

Used on machine type: A

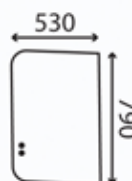
REF 164TA5005



Window, cabin side
RH; front; sliding; flat; green tinted

Used on machine type: A

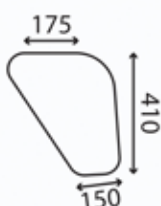
REF 164TA5006



Window, cabin side
RH; rear; sliding; flat; green tinted

Used on machine type: A

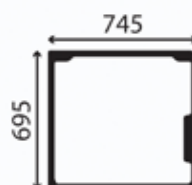
REF 164TA5007



Window, cabin side lower
RH; lower; flat; green tinted

Used on machine type: A

REF 164TA5008



Window, cabin rear
Flat; green tinted

Used on machine type: A, B, C

REF 164TA5009



Window, cabin LH door upper
LH; upper; flat; green tinted

Used on machine type: B, C

REF 164TA5066



Window, cabin LH door lower
LH; lower; flat; green tinted

Used on machine type: B, C

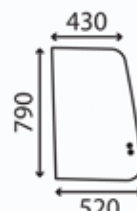
REF 164TA5067



Window, cabin side
LH; flat; green tinted

Used on machine type: B, C

REF 164TA5068



Window, cabin side
RH; front; sliding; flat; green tinted

Used on machine type: A, B, C

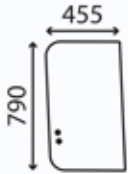
REF 164TA5069



Used on: KUBOTA

Used on: KUBOTA-4

- A 750
- B 750 T
- C 850
- D 950
- E 1150



Window, cabin side
RH; rear; sliding; flat; green tinted

Used on machine type: A, B, C

REF 164TA5070



Window, cabin side lower
RH; flat; green tinted

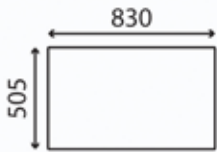
Used on machine type: B, C

REF 164TA5071



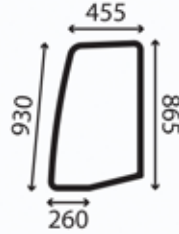
Used on: KUBOTA-5

A KX080-4



Window, cabin front lower
Front; lower; flat; green tinted

Used on machine type: A
REF 164TA5016



Window, cabin LH door upper
LH; upper; flat; green tinted

Used on machine type: A
REF 164TA5017



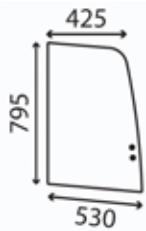
Window, cabin LH door lower
LH; lower; flat; green tinted

Used on machine type: A
REF 164TA5018



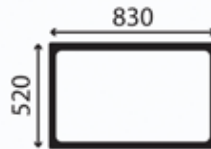
Window, cabin side
LH; flat; green tinted

Used on machine type: A
REF 164TA5019



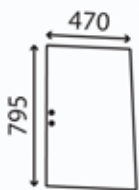
Window, cabin side
RH; front; sliding; flat; green tinted

Used on machine type: A
REF 164TA5020



Window, cabin rear
Flat; green tinted

Used on machine type: A
REF 164TA5021



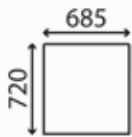
Window, cabin side
RH; rear; sliding; flat; green tinted

Used on machine type: A
REF 165TA3491



Used on: KUBOTA-6

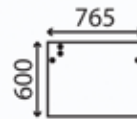
- A KX36-2
- B KX36-2 ALPHA
- C KX41-2
- D KX41-2 ALPHA
- E KX41-2 S V



Window, cabin front
Flat; clear

Used on machine type: A, B, C, D, E

REF 164TA5022



Window, cabin front lower
Front; lower; flat; clear

Used on machine type: A, B, C, D, E

REF 164TA5023



Window, cabin LH door upper
LH; upper; flat; clear

Used on machine type: A, B, C, D, E

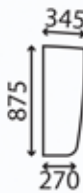
REF 164TA5024



Window, cabin LH door lower
LH; lower; flat; clear

Used on machine type: A, B, C, D, E

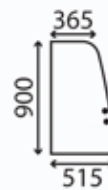
REF 164TA5025



Window, cabin side
LH; flat; clear

Used on machine type: A, B, C, D, E

REF 164TA5026



Window, cabin side
RH; front; sliding; flat; clear

Used on machine type: A, B, C, D, E

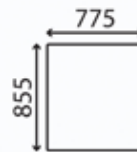
REF 164TA5027



Window, cabin side
RH; rear; flat; clear

Used on machine type: A, B, C, D, E

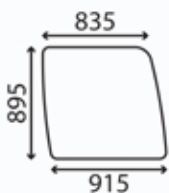
REF 164TA5028



Window, cabin rear
Flat; clear

Used on machine type: A, B, C, D, E

REF 164TA5029



Window, cabin side
RH; flat; clear

Used on machine type: A, E

REF 164TA5212

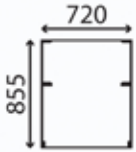


Used on: KUBOTA-7

A KX61-3
 B KX61-3 KBM
 C KX71-3
 D KX71-3 KBM
 E KX91-3
 F KX91-3 ALPHA
 G KX91-3 ALPHA 2
 H KX101-3
 I KX101-3 ALPHA
 J KX101-3 ALPHA 2

K KX101-3 ALPHA 3
 L KX121-3
 M KX121-3 ALPHA
 N KX161-3
 O KX161-3 ALPHA
 P U 30-3 ALPHA 2
 Q U 35-3
 R U 35-3 ALPHA
 S U 35-3 ALPHA 2
 T U 35-3 ALPHA 2 KBM

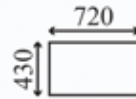
U U 35-3 ALPHA 3
 V U 45-3
 W U 45-3 ALPHA
 X U 45-3 ALPHA KBM
 Y U 50-3 ALPHA
 Z U 50-3 ALPHA KBM



Window, cabin front upper
 Front; upper; opening; flat; clear

Used on machine type: A, B, C, D, E, F, G, H, I, J, K, L, M, N, O, P, Q, R, S, T, U, V, W, X, Y, Z

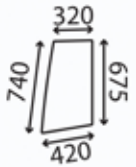
REF 164TA5030



Window, cabin front lower
 Front; lower; flat; clear

Used on machine type: A, B, C, D, E, F, G, H, I, J, K, L, M, N, O, P, Q, R, S, T, U, V, W, X, Y, Z

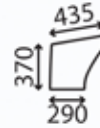
REF 164TA5031



Window, cabin LH door upper
 LH; upper; flat; clear

Used on machine type: A, B, C, D, E, F, G, H, I, J, K, L, M, N, O, P, Q, R, S, T, U, V, W, X, Y, Z

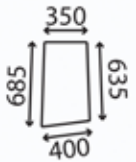
REF 164TA5044



Window, cabin LH door lower
 LH; lower; flat; clear

Used on machine type: A, B, C, D, E, F, G, H, I, J, K, L, M, N, O, P, Q, R, S, T, U, V, W, X, Y, Z

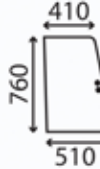
REF 164TA5045



Window, cabin side
 LH; flat; clear

Used on machine type: A, B, C, D, E, F, G, H, I, J, K, L, M, N, O, Q, R, S, T, U, V, W, X, Y, Z

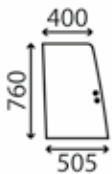
REF 164TA5046



Window, cabin side
 RH; front; sliding; flat; clear

Used on machine type: A, B, C, D, E, F, G, H, I, L, M, N, O, Q, R, V, W, X, Y, Z

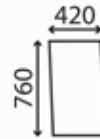
REF 164TA5047



Window, cabin side
 RH; front; sliding; flat; clear

Used on machine type: A, B, C, D, F, G, J, K, M, N, O, P, S, T, U, W, X, Y, Z

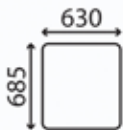
REF 164TA5048



Window, cabin side
 RH; rear; sliding; flat; clear

Used on machine type: A, B, C, D, E, F, H, I, L, M, N, O, Q, R, V, W, X, Y, Z

REF 164TA5049



Window, cabin rear
 Flat; clear

Used on machine type: A, B, C, D, E, F, G, H, I, J, K, L, M, N, O, V, W, X, Y, Z

REF 164TA5050



Window, cabin side
 RH; rear; sliding; flat; clear

Used on machine type: A, B, C, D, F, G, J, K, M, N, O, P, S, T, U, W, X, Y, Z

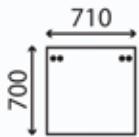
REF 164TA5051



Used on: KUBOTA

Used on: KUBOTA-8

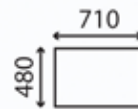
- A KX36 H
- B KX41 H



Window, cabin front
Flat; clear

Used on machine type: A, B

REF 164TA5035



Window, cabin front lower
Front; lower; flat; clear

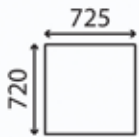
Used on machine type: A, B

REF 165TA3416



Used on: KUBOTA-9

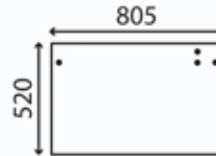
- A KX61-2
- B KX61-2 ALPHA
- C KX71-2
- D KX71-2 ALPHA
- E KX91-2
- F KX121-2
- G KX161-2



Window, cabin front
Flat; clear

Used on machine type: A, B, C, D, E, F, G

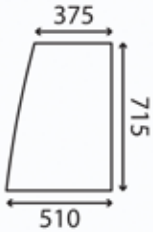
REF 164TA5036



Window, cabin front lower
Frontlower; flat; clear

Used on machine type: A, B, C, D, E, F, G

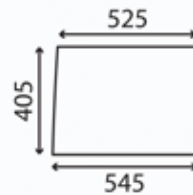
REF 164TA5037



Window, cabin LH door upper
LH; upper; flat; clear

Used on machine type: A, C, E, F

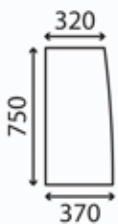
REF 164TA5038



Window, cabin LH door lower
LH; lower; flat; clear

Used on machine type: A, C, E, F, G

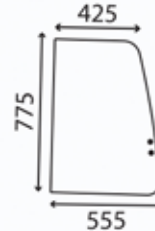
REF 164TA5039



Window, cabin side
LH; flat; clear

Used on machine type: A, C, E, F, G

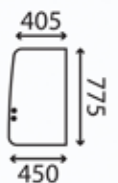
REF 164TA5040



Window, cabin side
RH; front; sliding; flat; clear

Used on machine type: A, B, C, D, E, F, G

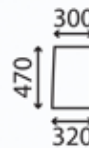
REF 164TA5041



Window, cabin side
RH; rear; sliding; flat; clear

Used on machine type: A, C, E, F, G

REF 164TA5042



Window, cabin side lower
RH; lower; flat; clear

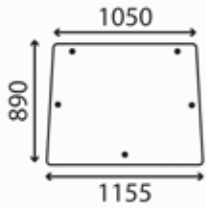
Used on machine type: A, C, E, F, G

REF 164TA5043



Used on: KUBOTA-10

- A R420 ALPHA
- B R420 FRITZMEIER
- C R520 ALPHA
- D R520 FRITZMEIER



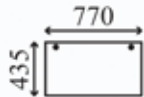
Window, cabin rear
Flat; clear

Used on machine type: A, B, C, D

REF 164TA5052

Used on: KUBOTA-11

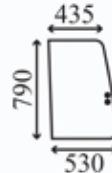
- A U 20-3
- B U 20-3 ALPHA
- C U 25-3
- D U 25-3 ALPHA



Window, cabin front lower
Front; lower; flat; green tinted

Used on machine type: A, B, C, D

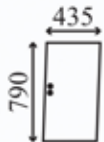
REF 164TA5053



Window, cabin side
RH; front; sliding; flat; green tinted

Used on machine type: A, B, C, D

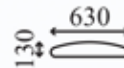
REF 164TA5054



Window, cabin side
RH; rear; sliding; flat; green tinted

Used on machine type: A, B, C, D

REF 164TA5055



Window, cabin rear
Lower; flat; green tinted

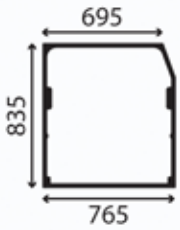
Used on machine type: A, B, C, D

REF 164TA5056



Used on: KUBOTA-12

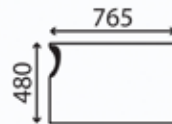
A U 27-4



Window, cabin front upper
Front; upper; opening; flat; green tinted

Used on machine type: A

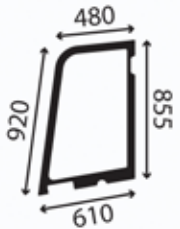
REF 164TA5057



Window, cabin front lower
Front; upper; flat; green tinted

Used on machine type: A

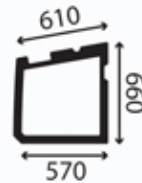
REF 164TA5058



Window, cabin LH door upper
LH; upper; flat; green tinted

Used on machine type: A

REF 164TA5059



Window, cabin LH door lower
LH; lower; flat; green tinted

Used on machine type: A

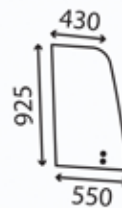
REF 164TA5060



Window, cabin side
LH; flat; green tinted

Used on machine type: A

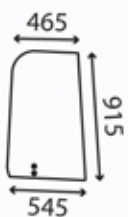
REF 164TA5061



Window, cabin side
RH; front; sliding; flat; green tinted

Used on machine type: A

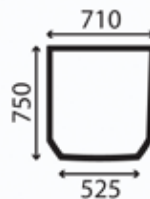
REF 164TA5062



Window, cabin side
RH; rear; sliding; flat; green tinted

Used on machine type: A

REF 164TA5063



Window, cabin rear
Flat; green tinted

Used on machine type: A

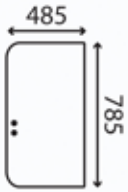
REF 164TA5064



Used on: KUBOTA

Used on: KUBOTA-13

- A U 35
- B U 45



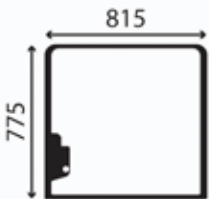
Window, cabin side
RH; rear; sliding; flat; clear

Used on machine type: A, B

REF 164TA5065

Used on: KUBOTA-14

- A KX251
- B KX251 ALPHA



Window, cabin front
Flat; green tinted

Used on machine type: A, B

REF 164TA5213



Window, cabin LH door upper
LH; upper; flat; green tinted

Used on machine type: A, B

REF 164TA5214



Used on: LANDINI

Model	Series
POWERLIFT	POWERLIFT

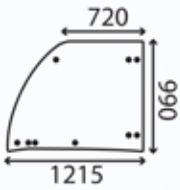
Used on: LANDINI





Used on: LANDINI POWERLIFT

A POWERLIFT



Window, cabin LH door upper
Flat; green tinted

Used on machine type: A

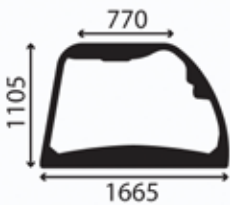
REF 164TA5215



Window, cabin LH door lower
Flat; green tinted

Used on machine type: A

REF 164TA5216



Window, cabin side
RH; flat; green tinted

Used on machine type: A

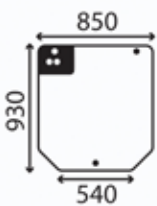
REF 164TA5217



Window, cabin side
LH; flat; green tinted

Used on machine type: A

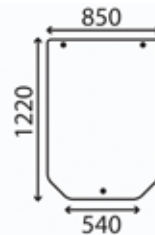
REF 164TA5218



Window, cabin rear
Flat; green tinted

Used on machine type: A

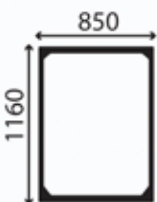
REF 164TA5219



Window, cabin front
Curved; green tinted

Used on machine type: A

REF 166TA2342



Window, cabin roof
Curved; green tinted

Used on machine type: A

REF 166TA2343



Used on: LIEBHERR

Model	Series
A309	LIEBHERR-1
A311	LIEBHERR-1
A312	LIEBHERR-1
A314 LI-1039	LIEBHERR-1
A316	LIEBHERR-1
A316 LI	LIEBHERR-1
A900 C	LIEBHERR-1
A904 C	LIEBHERR-1
A910 COMP	LIEBHERR-4
A912 COMP	LIEBHERR-4
A914 CLI	LIEBHERR-1
A914 COMP	LIEBHERR-4
A918	LIEBHERR-4
PR724 LGP	LIEBHERR-5
R317 LI	LIEBHERR-1
R900 CLI	LIEBHERR-1
R904 C	LIEBHERR-1
R904 CHDSL	LIEBHERR-1
R906 AD	LIEBHERR-4
R906 LC	LIEBHERR-1
R906 WLC	LIEBHERR-1
R912 NS	LIEBHERR-6
R914-960	LIEBHERR-6

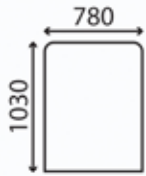
Model	Series
R914C-1062	LIEBHERR-1
R916 AD-423	LIEBHERR-4
R916 NLC	LIEBHERR-1
R924 B	LIEBHERR-6
R924 C	LIEBHERR-1
R924 COMP	LIEBHERR-1
R924-645	LIEBHERR-6
R934 BHDSL	LIEBHERR-6
R934 C	LIEBHERR-1
R934 CSHD	LIEBHERR-1
R936-1148	LIEBHERR-4
R944 BHDSL	LIEBHERR-6
R944 C	LIEBHERR-1
R944 CHDSL	LIEBHERR-1
R944 VV	LIEBHERR-1
R946 LC	LIEBHERR-4
R954 C	LIEBHERR-1
R954 CHDW	LIEBHERR-2
R956 HD	LIEBHERR-4
R964 C	LIEBHERR-3
R974 B	LIEBHERR-3
R974 BLIT	LIEBHERR-3

Used on: LIEBHERR



Used on: LIEBHERR-1

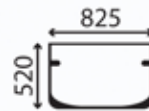
A A309	K R900 CLI	U R934 CSHD
B A311	L R904 C	V R944 C
C A312	M R904 CHDSL	W R944 CHDSL
D A314 LI-1039	N R906 LC	X R944 VV
E A316	O R906 WLC	Y R954 C
F A316 LI	P R914C-1062	
G A900 C	Q R916 NLC	
H A904 C	R R924 C	
I A914 CLI	S R924 COMP	
J R317 LI	T R934 C	



Window, cabin front
Upper; curved; green tinted

Used on machine type: A, B, C, D, E, F, G, H, I, J, K, L, M, N, O, P, Q, R, S, T, U, V, W, X, Y

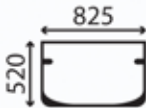
REF 164TA4221



Window, cabin front lower

Used on machine type: A, B, C, D, E, G, H, J, K, S

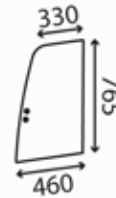
REF 164TA4222



Window, cabin front lower

Used on machine type: A, B, C, D, E, F, G, H, I, J, K, L, M, N, O, P, Q, R, S, T, U, V, W, X, Y

REF 164TA4223

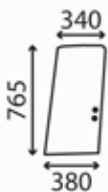


Window, cabin LH door upper

LH; front; upper; sliding; flat; green tinted

Used on machine type: A, B, C, E, F, G, H, I, J, K, L, M, N, O, P, Q, R, S, T, U, V, W, X, Y

REF 164TA4224

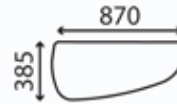


Window, cabin LH door upper

LH; rear; upper; sliding; flat; green tinted

Used on machine type: A, B, C, E, F, G, H, I, J, K, L, M, N, O, P, Q, R, S, T, U, V, W, X, Y

REF 164TA4225

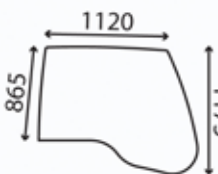


Window, cabin LH door lower

LH; lower; flat; green tinted

Used on machine type: A, B, C, D, E, F, G, H, I, J, K, L, M, N, O, P, Q, R, S, T, U, V, W, X, Y

REF 164TA4226

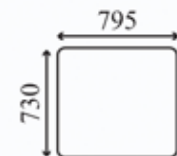


Window, cabin side

Side; flat; green tinted

Used on machine type: A, B, C, D

REF 164TA4227

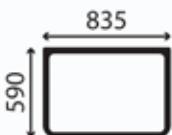


Window, cabin rear

Flat; green tinted

Used on machine type: A, B, C, D, E, F, G, H, I, K, L, M, P, R, S, T, U, V, W, X, Y

REF 164TA4228

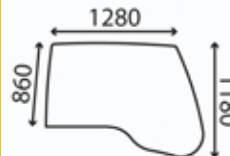


Window, cabin roof

Opening; flat; green tinted

Used on machine type: A, B, C, D, E, F, G, H, I, J, K, L, M, N, O, P, Q, R, S, T, U, V, W, X, Y

REF 164TA4229



Window, cabin side

RH; flat; green tinted

Used on machine type: E, F, G, H, I, J, K, L, M, N, O, P, Q, R, U, V, W, X, Y

REF 164TA4230

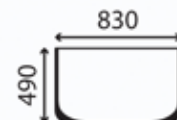


Window, cabin side

LH; flat; green tinted

Used on machine type: E, F, G, H, I, J, K, L, M, N, O, P, Q, R, T, U, V, W, X, Y

REF 164TA4231



Window, cabin front lower

Used on machine type: F, U

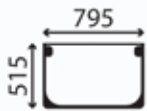
REF 164TA4232



Used on: LIEBHERR-1

A A309	K R900 CLI	U R934 CSHD
B A311	L R904 C	V R944 C
C A312	M R904 CHDSL	W R944 CHDSL
D A314 LI-1039	N R906 LC	X R944 WV
E A316	O R906 WLC	Y R954 C
F A316 LI	P R914C-1062	
G A900 C	Q R916 NLC	
H A904 C	R R924 C	
I A914 CLI	S R924 COMP	
J R317 LI	T R934 C	

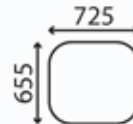
Used on: LIEBHERR



Window, cabin front lower
Front; lower; curved; green tinted

Used on machine type: P

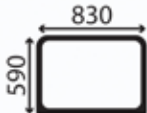
REF 164TA4234



Window, cabin rear
Flat; green tinted

Used on machine type: J, K, N, O, Q

REF 164TA4255



Window, cabin roof
Opening; flat; green tinted

Used on machine type: K, M, U

REF 164TA4256



Window, cabin side
LH; flat; clear

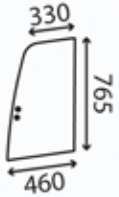
Used on machine type: A, B, C, D, S

REF 165TA3417



Used on: LIEBHERR-2

A R954 CHDW



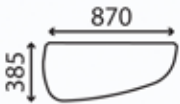
Window, cabin LH door upper
LH; front; upper; sliding; flat; green tinted

Used on machine type: A
REF 164TA4224



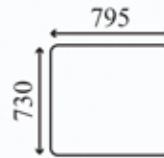
Window, cabin LH door upper
LH; rear; upper; sliding; flat; green tinted

Used on machine type: A
REF 164TA4225



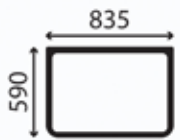
Window, cabin LH door lower
LH; lower; flat; green tinted

Used on machine type: A
REF 164TA4226



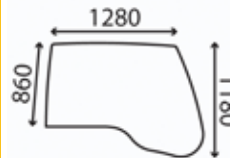
Window, cabin rear
Flat; green tinted

Used on machine type: A
REF 164TA4228



Window, cabin roof
Opening; flat; green tinted

Used on machine type: A
REF 164TA4229



Window, cabin side
RH; flat; green tinted

Used on machine type: A
REF 164TA4230



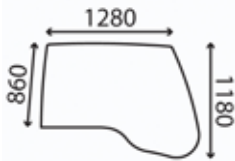
Window, cabin side
LH; flat; green tinted

Used on machine type: A
REF 164TA4231



Used on: LIEBHERR-3

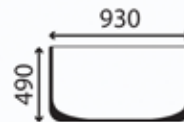
- A R964 C
- B R974 B
- C R974 BLIT



Window, cabin side
RH; flat; green tinted

Used on machine type: A, B, C

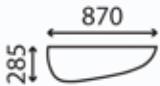
REF 164TA4230



Window, cabin front lower
Front; lower; flat; green tinted

Used on machine type: A, B, C

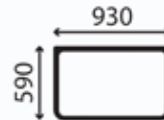
REF 164TA4270



Window, cabin LH door lower
LH; lower; flat; green tinted

Used on machine type: A, B, C

REF 164TA4271



Window, cabin roof
Opening; flat; green tinted

Used on machine type: A, B, C

REF 164TA4272



Window, cabin side
LH; flat; clear

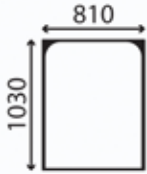
Used on machine type: A, B, C

REF 165TA3418



Used on: LIEBHERR-4

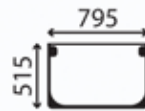
- A A910 COMP
- B A912 COMP
- C A914 COMP
- D R916 AD-423
- E A918
- F R906 AD
- G R936-1148
- H R946 LC
- I R956 HD



Window, cabin front
Curved; green tinted

Used on machine type: A, B, C, E, F, G, H, I

REF 164TA4233



Window, cabin front lower
Front; lower; curved; green tinted

Used on machine type: A, C, E, F, G

REF 164TA4234



Window, cabin LH door upper
LH; front; sliding; flat; green tinted

Used on machine type: A, B, C

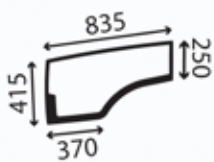
REF 164TA4235



Window, cabin LH door upper
LH; rear; sliding; flat; green tinted

Used on machine type: A, B, C

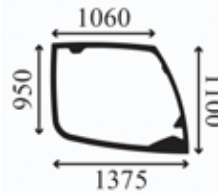
REF 164TA4236



Window, cabin LH door lower
LH; lower; flat; green tinted

Used on machine type: A, B, C

REF 164TA4237



Window, cabin side
RH; flat; green tinted

Used on machine type: A, B, C

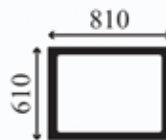
REF 164TA4238



Window, cabin side
LH; flat; green tinted

Used on machine type: A, B, C

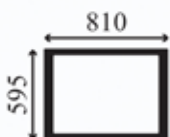
REF 164TA4239



Window, cabin rear
Flat; green tinted

Used on machine type: A, B, C, D, E, F, G, H, I

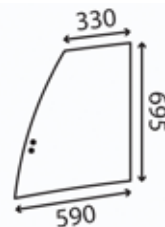
REF 164TA4240



Window, cabin roof
Opening; flat; green tinted

Used on machine type: A, B, C

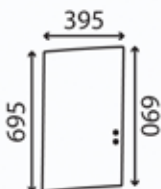
REF 164TA4241



Window, cabin LH door upper
LH; front; upper; sliding; flat; green tinted

Used on machine type: D, E, F, G, H, I

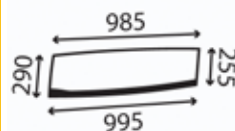
REF 164TA4242



Window, cabin LH door upper
LH; rear; upper; sliding; flat; green tinted

Used on machine type: D, E, F, G, H, I

REF 164TA4243



Window, cabin LH door lower
LH; lower; flat; green tinted

Used on machine type: D, E, F, G, H, I

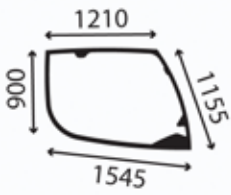
REF 164TA4244



Used on: LIEBHERR-4

- A A910 COMP
- B A912 COMP
- C A914 COMP
- D R916 AD-423
- E A918
- F R906 AD
- G R936-1148
- H R946 LC
- I R956 HD

Used on: LIEBHERR



Window, cabin side
RH; flat; green tinted

Used on machine type: D, E, F, G, H, I

REF 164TA4245



Window, cabin side
LH; flat; green tinted

Used on machine type: D, E, F, G, H, I

REF 164TA4246



Used on: LIEBHERR-5

A PR724 LGP



Window, cabin front
Flat; green tinted

Used on machine type: A

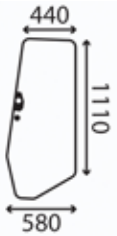
REF 164TA4247



Window, cabin RH door
RH; flat; green tinted

Used on machine type: A

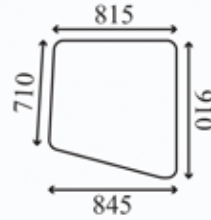
REF 164TA4248



Window, cabin LH door
LH; flat; green tinted

Used on machine type: A

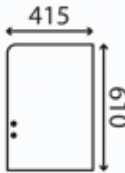
REF 164TA4249



Window, cabin side
RH; flat; green tinted

Used on machine type: A

REF 164TA4250



Window, cabin side
LH; front; sliding; flat; green tinted

Used on machine type: A

REF 164TA4251



Window, cabin side
LH; rear; flat; green tinted

Used on machine type: A

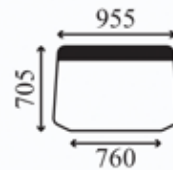
REF 164TA4252



Window, cabin side lower
LH; lower; flat; green tinted

Used on machine type: A

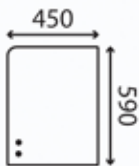
REF 164TA4253



Window, cabin rear
Flat; green tinted

Used on machine type: A

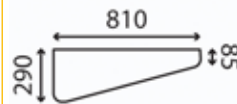
REF 164TA4254



Window, cabin front upper
LH; sliding; flat; green tinted

Used on machine type: A

REF 165TA3330



Window, cabin side lower
LH; lower; flat; clear

Used on machine type: A

REF 165TA3331



Window, cabin side upper
LH; rear; flat; green tinted

Used on machine type: A

REF 165TA3332



Window, cabin LH door
LH; flat; green tinted

Used on machine type: A

REF 165TA3333



Used on: LIEBHERR-5

A PR724 LGP

Used on: LIEBHERR



Window, cabin RH door
RH; flat; green tinted

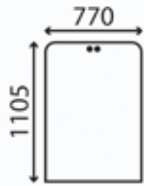
Used on machine type: A

REF 165TA3334



Used on: LIEBHERR-6

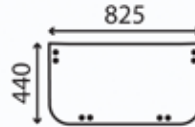
- A R912 NS
- B R914-960
- C R924 B
- D R924-645
- E R934 BHDSL
- F R944 BHDSL



Window, cabin front
Flat; green tinted

Used on machine type: A, B, C, D, E, F

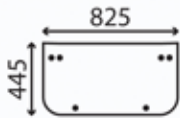
REF 164TA4257



Window, cabin front lower
Front; lower; flat; green tinted

Used on machine type: A

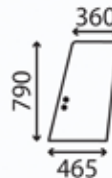
REF 164TA4258



Window, cabin front lower
Front; lower; flat; green tinted

Used on machine type: A

REF 164TA4261



Window, cabin LH door upper
LH; front; upper; sliding; flat; green tinted

Used on machine type: A, B, C, D, E, F

REF 164TA4262



Window, cabin LH door upper
LH; rear; upper; sliding; flat; green tinted

Used on machine type: A, B, C, D, E, F

REF 164TA4263



Window, cabin LH door lower
LH; lower; flat; green tinted

Used on machine type: A, B, C, D, E, F

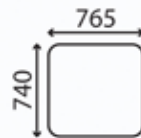
REF 164TA4264



Window, cabin side
RH; rear; flat; green tinted

Used on machine type: A, B, C, D, E, F

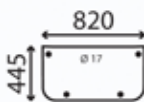
REF 164TA4265



Window, cabin rear
Flat; green tinted

Used on machine type: A, B, C, D, E, F

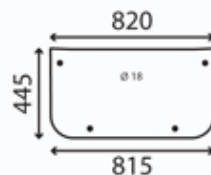
REF 164TA4266



Window, cabin front lower

Used on machine type: B, C, D, E, F

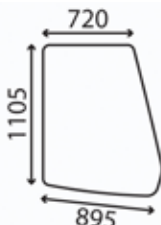
REF 164TA4267



Window, cabin front lower

Used on machine type: B, C, D

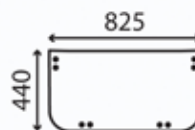
REF 164TA4268



Window, cabin side
RH; front; curved; green tinted

Used on machine type: B, C, D, F

REF 164TA4269



Window, cabin front lower
Front; lower; flat; green tinted

Used on machine type: A

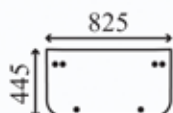
REF 165TA3392



Used on: LIEBHERR-6

- A R912 NS
- B R914-960
- C R924 B
- D R924-645
- E R934 BHDSL
- F R944 BHDSL

Used on: LIEBHERR



Window, cabin front lower
Front; lower; flat; green tinted

Used on machine type: A

REF 165TA3393



Used on: MANITOU			
Model	Series	Model	Series
44TA E2	MANITOU-23	MH 25-4 TURBO BUGGIE S2 E3	MANITOU-26
BT 420	MANITOU-2	MHT 1012 L	MANITOU-29
BT 420 S2	MANITOU-2	MHT 10120 L EVOLUTION E3	MANITOU-16
BT 420 S3 E2	MANITOU-2	MHT 10120 L TURBO SE M	MANITOU-24
BT 420 S4 E3	MANITOU-2	MHT 10120 L TURBO SE M E2	MANITOU-16
BT 425	MANITOU-2	MHT 10120 L TURBO SE M MOT MERCEDES E3	MANITOU-16
BT 425 S2	MANITOU-2	MHT 10160	MANITOU-29
BT 425 S3 E2	MANITOU-2	MHT 10160 L E3	MANITOU-16
BT 425 S4 E3	MANITOU-2	MHT 10160 L TURBO CONFORT MOT MERCEDES NA	MANITOU-16
BTI 220	MANITOU-2	MHT 10160 L TURBO SE M	MANITOU-24
BTI 220 S2	MANITOU-2	MHT 10160 L TURBO SE M AUSTRALIA MO MERCEDES E2	MANITOU-16
BTI 220 S3 E2	MANITOU-2	MHT 10160 L TURBO SE M E2	MANITOU-16
BTI 225	MANITOU-2	MHT 10160 L TURBO SE M MOT MERCEDES E3	MANITOU-16
BTI 225 S2	MANITOU-2	MHT 10160 TURBO CONFORT MOT MERCEDES	MANITOU-16
BTI 225 S3 E2	MANITOU-2	MHT 10180 L E3	MANITOU-16
MC 30	MANITOU-26	MHT 10210 L E3	MANITOU-16
MC 30 CP	MANITOU-30	MHT 10210 L E3 ESERCITO ITALIANO	MANITOU-16
MC 30 S2	MANITOU-26	MHT 10210 L TURBO SE M E3 NORVEGIAN ARMY	MANITOU-16
MC 30 S3 E2	MANITOU-26	MHT 10210 L TURBO SE M MOT MERCEDES E3	MANITOU-16
MC 30 TURBO S3 E3	MANITOU-26	MHT 10210 L TURBO SE M MOT MERCEDES E3 MINE	MANITOU-16
MC 40 CP	MANITOU-30	MHT 10225 L E3	MANITOU-16
MC 40 POWERSHIFT	MANITOU-26	MHT 7140 L SE M AUSTRALIA	MANITOU-24
MC 40 POWERSHIFT S2	MANITOU-26	MHT 7140 L SE M AUSTRALIA MOT MERCEDES E2	MANITOU-16
MC 40 POWERSHIFT S3 E2	MANITOU-26	MHT 7140 L SE M AUSTRALIA MOT MERCEDES E3	MANITOU-16
MC 40 TURBO POWERSHIFT S3 E3	MANITOU-26	MHT 7140 L TURBO SE M E2	MANITOU-16
MC 50 CP	MANITOU-30	MHT 7140 TURBO SE M AUSTRALIA MOT MERCEDES	MANITOU-16
MC 50 POWERSHIFT	MANITOU-26	MHT 7140 TURBO SE M MOT MERCEDES	MANITOU-16
MC 50 POWERSHIFT S2	MANITOU-26	MHT 780	MANITOU-29
MC 50 POWERSHIFT S3 E2	MANITOU-26	MHT 780 L E3	MANITOU-16
MC 50 TURBO POWERSHIFT S3 E3	MANITOU-26	MHT 780 TURBO E3	MANITOU-16
MC 60 CP	MANITOU-30	MHT 860 L	MANITOU-29
MC 60 POWERSHIFT	MANITOU-26	MHT 860 L E3	MANITOU-16
MC 60 POWERSHIFT S2	MANITOU-26	MHT 860 L SE M E2	MANITOU-16
MC 60 POWERSHIFT S3 E2	MANITOU-26	MHT 860 L TURBO E3	MANITOU-16
MC 60 TURBO POWERSHIFT	MANITOU-26	MHT 950 L E3	MANITOU-16
MC 60 TURBO POWERSHIFT S2	MANITOU-26	MHT 950 L TURBO E3	MANITOU-16
MC 60 TURBO POWERSHIFT S3 E3	MANITOU-26	MHT 950 L TURBO SE M E2	MANITOU-16
MC 70 POWERSHIFT	MANITOU-26	MHT 950 LSU E3 ARMY	MANITOU-16
MC 70 POWERSHIFT S2	MANITOU-26	MHT 990 MHO TURBO CONFORT MOT MERCEDES	MANITOU-16
MC 70 POWERSHIFT S3 E2	MANITOU-26	MHT-X 10120 L E3	MANITOU-17
MC 70 TURBO POWERSHIFT	MANITOU-26	MHT-X 10180 L E3	MANITOU-17
MC 70 TURBO POWERSHIFT S2	MANITOU-26	MHT-X 10225 L E3	MANITOU-17
MC 70 TURBO POWERSHIFT S3 E3	MANITOU-26	MHT-X 780	MANITOU-29
MH 20-4 TURBO BUGGIE	MANITOU-26	MHT-X 780 TURBO E3	MANITOU-17
MH 20-4 TURBO BUGGIE S2 E2	MANITOU-26	MHT-X 860 L E3	MANITOU-17
MH 20-4 TURBO BUGGIE S2 E3	MANITOU-26		
MH 25-4 TURBO BUGGIE	MANITOU-26		
MH 25-4 TURBO BUGGIE S2 E2	MANITOU-26		



Used on: MANITOU			
Model	Series	Model	Series
MI 60 H S1 E2	MANITOU-31	MLT 626 MONO ULTRA	MANITOU-4
MI 60 TURBO S2 E2	MANITOU-32	MLT 626 TURBO	MANITOU-4
MI 70 H S1 E2	MANITOU-31	MLT 626 TURBO MONO ULTRA	MANITOU-4
MI 70 TURBO S2 E2	MANITOU-32	MLT 626 TURBO UK	MANITOU-4
ML 40 S1 E2	MANITOU-24	MLT 626 TURBO ULTRA	MANITOU-4
MLA 627	MANITOU-13	MLT 626 UK	MANITOU-4
MLA 627 TURBO	MANITOU-13	MLT 626 ULTRA	MANITOU-4
MLA 628 TURBO	MANITOU-13	MLT 627	MANITOU-29
MLA 628 TURBO POWERSHIFT S2	MANITOU-13	MLT 627 COMPACT SB E2	MANITOU-14
MLA 628 TURBO POWERSHIFT S3 E2	MANITOU-13	MLT 627 COMPACT SB E2 USA	MANITOU-14
MLA 628-120 LS TURBO POWERSHIFT S2	MANITOU-13	MLT 627 MONO ULTRA COMPACT SB E2	MANITOU-14
MLA 628-120 LSU POWERSHIFT S3 E2	MANITOU-13	MLT 627 SB E2	MANITOU-14
MLT 1033 H L TURBO	MANITOU-17	MLT 627 T EVOLUTION 20P SC E3	MANITOU-14
MLT 1035 L	MANITOU-29	MLT 627 T EVOLUTION 24P SC E3	MANITOU-14
MLT 1035 L TURBO LSU S5 E3	MANITOU-15	MLT 627 T EVOLUTION COMPACT 20 P SC E3	MANITOU-14
MLT 1035 L TURBO LSU SE C-E2	MANITOU-29	MLT 627 TURBO COMPACT SB E2	MANITOU-14
MLT 523	MANITOU-4	MLT 627 TURBO EVOLUTION	MANITOU-29
MLT 523 TURBO	MANITOU-4	MLT 627 TURBO MONO ULTRA COMPACT SB E2	MANITOU-14
MLT 523 TURBO EVOLUTION SC E3	MANITOU-14	MLT 627 TURBO MONO ULTRA SB E2	MANITOU-14
MLT 523 TURBO MONO ULTRA SB E2	MANITOU-14	MLT 627 TURBO MONO ULTRA SB E2 USA	MANITOU-14
MLT 523 TURBO SB E2	MANITOU-14	MLT 627 TURBO SB E2	MANITOU-14
MLT 524	MANITOU-5	MLT 628	MANITOU-5
MLT 524 MONO ULTRA	MANITOU-5	MLT 628 MONO ULTRA	MANITOU-5
MLT 524 S1	MANITOU-6	MLT 628 S1	MANITOU-6
MLT 524 S2	MANITOU-6	MLT 628 S2	MANITOU-6
MLT 524 TURBO	MANITOU-5	MLT 628 TURBO	MANITOU-5
MLT 524 TURBO MONO ULTRA	MANITOU-5	MLT 628 TURBO MONO ULTRA	MANITOU-5
MLT 526	MANITOU-4	MLT 628 TURBO POWERSHIFT MONO ULTRA	MANITOU-5
MLT 526 COMPACT SA	MANITOU-14	MLT 629	MANITOU-17
MLT 526 MONO ULTRA COMPACT SA	MANITOU-14	MLT 629 SA	MANITOU-17
MLT 526 SA	MANITOU-14	MLT 629 TURBO	MANITOU-17
MLT 526 SERIE A	MANITOU-29	MLT 629 TURBO SA	MANITOU-17
MLT 526 TURBO	MANITOU-4	MLT 629-120 LS SA	MANITOU-17
MLT 526 TURBO COMPACT SA	MANITOU-14	MLT 630	MANITOU-24
MLT 526 TURBO MONO ULTRA COMPACT SA	MANITOU-14	MLT 630 LS TURBO	MANITOU-17
MLT 526 TURBO MONO ULTRA SA	MANITOU-14	MLT 630 MONO ULTRA	MANITOU-4
MLT 526 TURBO S2	MANITOU-14	MLT 630 T	MANITOU-29
MLT 526 TURBO SA	MANITOU-14	MLT 630 TURBO	MANITOU-24
MLT 527	MANITOU-5	MLT 630 TURBO MONO ULTRA	MANITOU-4
MLT 527 MONO ULTRA	MANITOU-5	MLT 630 TURBO SB E2	MANITOU-17
MLT 527 S1	MANITOU-6	MLT 630 TURBO SERIE C-E2	MANITOU-29
MLT 527 S2	MANITOU-6	MLT 630 TURBO UK	MANITOU-4
MLT 527 TURBO	MANITOU-5	MLT 630 TURBO ULTRA	MANITOU-4
MLT 527 TURBO MONO ULTRA	MANITOU-5	MLT 630 UK	MANITOU-4
MLT 532 MONO-U	MANITOU-29	MLT 630 ULTRA	MANITOU-4
MLT 532T	MANITOU-29	MLT 630-120 LSU SB E2	MANITOU-17
MLT 625-75 H S1 E3	MANITOU-20	MLT 632	MANITOU-5
MLT 626	MANITOU-4	MLT 632 MONO ULTRA	MANITOU-5



Used on: MANITOU			
Model	Series	Model	Series
MLT 632 S1	MANITOU-6	MLT 730 TURBO POWERSHIFT SA	MANITOU-17
MLT 632 S2	MANITOU-6	MLT 730 TURBO SA	MANITOU-17
MLT 632 TURBO	MANITOU-5	MLT 730-120 LS POWERSHIFT SA	MANITOU-17
MLT 632 TURBO MONO ULTRA	MANITOU-5	MLT 730-120 LS SERIE A	MANITOU-17
MLT 632 TURBO POWERSHIFT MONO ULTRA	MANITOU-5	MLT 730-120 LS TURBO	MANITOU-17
MLT 633	MANITOU-29	MLT 730-120 LS TURBO POWERSHIFT	MANITOU-17
MLT 633 LS TURBO	MANITOU-17	MLT 731	MANITOU-29
MLT 633 LS TURBO SA	MANITOU-17	MLT 731 T	MANITOU-29
MLT 633 TURBO POWERSHIFT	MANITOU-17	MLT 731 TURBO A LSU SD E3	MANITOU-18
MLT 633-120 LS POWERSHIFT SA	MANITOU-17	MLT 731 TURBO A SD E3	MANITOU-18
MLT 633-120 LS SA	MANITOU-17	MLT 731 TURBO LSU SB E2	MANITOU-18
MLT 633-120 LS TURBO	MANITOU-17	MLT 731 TURBO LSU SC E2	MANITOU-18
MLT 633-120 LS TURBO POWERSHIFT	MANITOU-17	MLT 731 TURBO LSU SD E3	MANITOU-18
MLT 634	MANITOU-17	MLT 731 TURBO LSU SERIE C-E2	MANITOU-29
MLT 634 T	MANITOU-29	MLT 731 TURBO SB E2	MANITOU-18
MLT 634 TURBO LSU	MANITOU-15	MLT 731 TURBO SC E2	MANITOU-18
MLT 634 TURBO LSU SB E2	MANITOU-17	MLT 731 TURBO SD E3	MANITOU-18
MLT 634 TURBO LSU SE E3	MANITOU-15	MLT 731 TURBO SE E3	MANITOU-15
MLT 634 TURBO LSU SERIE C-E2	MANITOU-29	MLT 731 TURBO SERIE C-E2	MANITOU-29
MLT 634-120 LSU POWERSHIFT SB E2	MANITOU-17	MLT 731 TURBO SF E3	MANITOU-15
MLT 634-120 LSU POWERSHIFT SE E3	MANITOU-15	MLT 733 H TURBO LSU	MANITOU-18
MLT 634-120 LSU POWERSHIFT SG E3	MANITOU-15	MLT 735 H E2	MANITOU-15
MLT 634-120 LSU PS SERIE C-E2	MANITOU-29	MLT 735 H E3	MANITOU-15
MLT 634-120 LSU SB E2	MANITOU-17	MLT 735 H S2 E3	MANITOU-15
MLT 634-120 LSU SE E3	MANITOU-15	MLT 735 TURBO LSU	MANITOU-15
MLT 634-120 LSU SERIE C-E2	MANITOU-29	MLT 735 TURBO LSU S5 E3	MANITOU-15
MLT 634-120 LSU SG E3	MANITOU-15	MLT 735 TURBO LSU S6 E3	MANITOU-15
MLT 725	MANITOU-4	MLT 735-120 LSU POWERSHIFT S2 E2	MANITOU-18
MLT 725 MONO ULTRA	MANITOU-4	MLT 735-120 LSU POWERSHIFT S3 E2	MANITOU-18
MLT 725 TURBO	MANITOU-4	MLT 735-120 LSU POWERSHIFT S4 E3	MANITOU-18
MLT 725 TURBO MONO ULTRA	MANITOU-4	MLT 735-120 LSU POWERSHIFT S5 E3	MANITOU-15
MLT 725 TURBO UK	MANITOU-4	MLT 735-120 LSU POWERSHIFT S6 E3	MANITOU-15
MLT 725 TURBO ULTRA	MANITOU-4	MLT 735-120 LSU PS SERIE C-E2	MANITOU-29
MLT 725 UK	MANITOU-4	MLT 735-120 LSU S2 E2	MANITOU-18
MLT 725 ULTRA	MANITOU-4	MLT 735-120 LSU S3 E2	MANITOU-18
MLT 728	MANITOU-5	MLT 735-120 LSU S4 E3	MANITOU-18
MLT 728 MONO ULTRA	MANITOU-5	MLT 735-120 LSU S5 E3	MANITOU-15
MLT 728 S1	MANITOU-6	MLT 735-120 LSU S6 E3	MANITOU-15
MLT 728 S2	MANITOU-6	MLT 735-120 LSU S7 E3	MANITOU-15
MLT 728 TURBO	MANITOU-5	MLT 735-120 LSU SERIE C-E2	MANITOU-29
MLT 728 TURBO MONO ULTRA	MANITOU-5	MLT 740 H TURBO LSU	MANITOU-18
MLT 728 TURBO POWERSHIFT MONO ULTRA	MANITOU-5	MLT 740 TURBO	MANITOU-18
MLT 730	MANITOU-17	MLT 740-120 LSU POWERSHIFT	MANITOU-18
MLT 730 LS TURBO	MANITOU-17	MLT 741-120 H LSU	MANITOU-15
MLT 730 LS TURBO SA	MANITOU-17	MLT 741-120 LSU POWERSHIFT S2 E2	MANITOU-18
MLT 730 SA	MANITOU-17	MLT 741-120 LSU POWERSHIFT S3 E2	MANITOU-18
MLT 730 TURBO	MANITOU-17	MLT 741-120 LSU POWERSHIFT S4 E3	MANITOU-18
MLT 730 TURBO POWERSHIFT	MANITOU-17	MLT 741-120 LSU POWERSHIFT S5 E3	MANITOU-15



Used on: MANITOU			
Model	Series	Model	Series
MLT 741-120 LSU PS SERIE C-E2	MANITOU-29	MRT 1530 TURBO SE M 400	MANITOU-23
MLT 741-120 LSU S2 E2	MANITOU-18	MRT 1530 TURBO SE M 400 MOT 1004 40T	MANITOU-7
MLT 741-120 LSU S3 E2	MANITOU-18	MRT 1530 TURBO SE M 400 MOT 1104C 44T E2	MANITOU-7
MLT 741-120 LSU S4 E3	MANITOU-18	MRT 1530 TURBO SE M MOT 1104C 44T E2	MANITOU-7
MLT 741-120 LSU S5 E3	MANITOU-15	MRT 1540 TURBO	MANITOU-23
MLT 741-120 LSU S6 E3	MANITOU-15	MRT 1542 TURBO COMFORT MOT 1004 4T	MANITOU-7
MLT 741-120 LSU SERIE C-E2	MANITOU-29	MRT 1542 TURBO CONFORT MOT 1004 40T	MANITOU-7
MLT 742 H TURBO LSU A S4 E3	MANITOU-18	MRT 1542 TURBO SE M 360	MANITOU-23
MLT 742 H TURBO LSU S2 E2	MANITOU-18	MRT 1542 TURBO SE M 360 MOT 1004 40T	MANITOU-7
MLT 742 H TURBO LSU S3 E2	MANITOU-18	MRT 1542 TURBO SE M 360 MOT 1104C 44T E2	MANITOU-7
MLT 742 H TURBO LSU S4 E3	MANITOU-18	MRT 1542 TURBO SE M 360 MOT 1104D 44T E3	MANITOU-7
MLT 742 TURBO S2 E2	MANITOU-18	MRT 1542 TURBO SE M 400	MANITOU-23
MLT 742 TURBO S3 E2	MANITOU-18	MRT 1542 TURBO SE M 400 MOT 1004 40T	MANITOU-7
MLT 840-137 PS	MANITOU-21	MRT 1542 TURBO SE M 400 MOT 1104C 44T E2	MANITOU-7
MLT 845 H TURBO LSU S2 E2	MANITOU-6	MRT 1542 TURBO SE M 400 MOT 1104D 44T E3	MANITOU-7
MLT 845 H TURBO LSU S2 E3	MANITOU-6	MRT 1635 TURBO SE M 360	MANITOU-23
MLT 845 H TURBO LSU S3 E3	MANITOU-6	MRT 1635 TURBO SE M 360 MOT 1104C 44T E2	MANITOU-7
MLT 845-120 H S3 E3	MANITOU-6	MRT 1635 TURBO SE M 360 MOT 1104D 44T E3	MANITOU-7
MLT 845-120 H S4 E3	MANITOU-6	MRT 1635 TURBO SE M 400	MANITOU-23
MLT 845-120 LSU S2 E3	MANITOU-6	MRT 1635 TURBO SE M 400 MOT 1004 40T	MANITOU-7
MLT 845-120 LSU S3 E2	MANITOU-6	MRT 1635 TURBO SE M 400 MOT 1104C 44T E2	MANITOU-7
MLT 845-120 LSU S3 E3	MANITOU-6	MRT 1635 TURBO SE M 400 MOT 1104D 44T E3	MANITOU-7
MLT 845-120 LSU S4 E3	MANITOU-6	MRT 1640 400 EASY MOT 1104D 44T E3	MANITOU-8
MLT 845-120 S4 E3	MANITOU-6	MRT 1640 TURBO SE R 400 MOT 1104D 44T E3	MANITOU-8
MLT 845-120 S5 E3	MANITOU-6	MRT 1650 TURBO COMFORT LINE	MANITOU-23
MLT 940 H LSU E3	MANITOU-15	MRT 1650 TURBO COMFORT MOT 1004 40T	MANITOU-8
MLT 940 H LSU S2 E3	MANITOU-15	MRT 1650 TURBO COMFORT MOT 1004 4T	MANITOU-8
MLT 940 H LSU TUV E3	MANITOU-15	MRT 1742 TURBO SE M 360	MANITOU-23
MLT 940 H S3 E3	MANITOU-15	MRT 1742 TURBO SE M 360 MOT 1004 40T	MANITOU-8
MLT 940 L-120 LSU S3 E2	MANITOU-6	MRT 1742 TURBO SE M 360 MOT 1104C 44T E2	MANITOU-8
MLT 940 L-120 LSU S3 E3	MANITOU-6	MRT 1742 TURBO SE M 360 MOT 1104D 44T E3	MANITOU-8
MLT 940-120 H LSU	MANITOU-15	MRT 1742 TURBO SE M 400	MANITOU-23
MRT 1330 TURBO	MANITOU-23	MRT 1742 TURBO SE M 400 MOT 1004 40T	MANITOU-8
MRT 1430 TURBO COMFORT MOT 1004 4T	MANITOU-6	MRT 1742 TURBO SE M 400 MOT 1104C 44T E2	MANITOU-8
MRT 1432 SE M 400 MOT 1104C 44T E2	MANITOU-6	MRT 1742 TURBO SE M 400 MOT 1104D 44T E3	MANITOU-8
MRT 1432 TURBO COMFORT MOT 1004 40T	MANITOU-6	MRT 1840 360 EASY MOT 1104D 44T E3	MANITOU-8
MRT 1432 TURBO CONFORT MOT 1004 4T	MANITOU-6	MRT 1840 400 EASY MOT 1104D 44T E3	MANITOU-8
MRT 1432 TURBO SE M 360	MANITOU-23	MRT 1840 TURBO COMFORT MOT 1004 4T	MANITOU-8
MRT 1432 TURBO SE M 360 MOT 1004 40T	MANITOU-7	MRT 1840 TURBO SE R 400 MOT 1104D 44T E3	MANITOU-8
MRT 1432 TURBO SE M 360 MOT 1104C 44T E2	MANITOU-7	MRT 1842 TURBO SE M 360	MANITOU-23
MRT 1432 TURBO SE M 360 MOT 1104D 44T E3	MANITOU-7	MRT 1842 TURBO SE M 360 MOT 1104C 44TA E2	MANITOU-8
MRT 1432 TURBO SE M 400	MANITOU-23	MRT 1842 TURBO SE M 360 MOT 1104D 44T E3	MANITOU-8
MRT 1432 TURBO SE M 400 MOT 1004 40T	MANITOU-7	MRT 1842 TURBO SE M 400	MANITOU-23
MRT 1432 TURBO SE M 400 MOT 1104D 44T E3	MANITOU-7	MRT 1842 TURBO SE M 400 MOT 1104C 44TA E2	MANITOU-8
MRT 1440 400 EASY MOT 1104D 44T E3	MANITOU-7	MRT 1842 TURBO SE M 400 MOT 1104D 44T E3	MANITOU-8
MRT 1530 TURBO CONFORT MOT 1004 4T	MANITOU-7	MRT 1842 TURBO SE M 400 MOT 1104C 44TA E2	MANITOU-8
MRT 1530 TURBO SE M 360	MANITOU-23	MRT 1850 TURBO COMFORT MOT 1004 40T	MANITOU-8
MRT 1530 TURBO SE M 360 MOT 1004 40T	MANITOU-7	MRT 1850 TURBO PRIVILEGE E3	MANITOU-21
		MRT 1850 TURBO SE M 360	MANITOU-23



Used on: MANITOU			
Model	Series	Model	Series
MRT 1850 TURBO SE M 360 MOT 1104C 44T E2	MANITOU-8	MT 1230 SCP SERIE C	MANITOU-3
MRT 1850 TURBO SE M MOT 1004 40T	MANITOU-8	MT 1230 SCP TURBO	MANITOU-3
MRT 2145 TURBO COMFORT MOT 1004 40T	MANITOU-8	MT 1230 SCP TURBO NACELLE ORH	MANITOU-3
MRT 2145 TURBO SE M MOT 1004 40T	MANITOU-8	MT 1230 SCP TURBO ULTRA	MANITOU-3
MRT 2150 TURBO PRIVILEGE E3	MANITOU-21	MT 1230 SCP ULTRA	MANITOU-3
MRT 2150 TURBO PRIVILEGE E3 ARMEE FR	MANITOU-21	MT 1232 S	MANITOU-9
MRT 2150 TURBO SAUER PRIVILEGE E3	MANITOU-21	MT 1232 S TURBO	MANITOU-9
MRT 2150 TURBO SAUER PRIVILEGE E3 AUSTR ARMY	MANITOU-21	MT 1232 S TURBO MONO ULTRA	MANITOU-9
MRT 2150 TURBO SE M	MANITOU-23	MT 1233 S S2	MANITOU-9
MRT 2150 TURBO SE M MOT 1004 40T	MANITOU-8	MT 1233 S TURBO MONO ULTRA S2	MANITOU-9
MRT 2150 TURBO SE M MOT 1104C 44TA E2	MANITOU-9	MT 1233 S TURBO S2	MANITOU-9
MRT 2440 EPS SE M MOT 1104C 44TA E2	MANITOU-9	MT 1235 CP 10-10 ULTRA	MANITOU-3
MRT 2540 TURBO PRIVILEGE E3	MANITOU-21	MT 1235 CP TURBO 10-10 ULTRA	MANITOU-3
MRT 2540 TURBO SAVER PRIVILEGE E3	MANITOU-21	MT 1235 HS TURBO S2 E2	MANITOU-9
MRT 2540 TURBO SAVER PRIVILEGE E3 AIR FRANCE	MANITOU-21	MT 1235 S S3 E2	MANITOU-9
MRT 2540 TURBO SE M MOT 1104C 44TA E2	MANITOU-9	MT 1235 S S3 E3	MANITOU-9
MRT 3050 TURBO PRIVILEGE E3	MANITOU-21	MT 1235 S TURBO S3 E2	MANITOU-9
MSI 20	MANITOU-26	MT 1235 S TURBO S3 E3	MANITOU-9
MSI 25	MANITOU-26	MT 1235 S TURBO S4 E3	MANITOU-9
MSI 30	MANITOU-26	MT 1240 L	MANITOU-9
MT 1030 S	MANITOU-18	MT 1240 L S2	MANITOU-9
MT 1030 S S2 E2	MANITOU-18	MT 1240 L TURBO	MANITOU-9
MT 1030 S S3 E2	MANITOU-18	MT 1240 L TURBO MONO ULTRA	MANITOU-9
MT 1030 S S4 E3	MANITOU-18	MT 1240 L TURBO MONO ULTRA S2	MANITOU-9
MT 1030 S TURBO A S4 E3	MANITOU-18	MT 1240 L TURBO S2	MANITOU-9
MT 1030 S TURBO S2 E2	MANITOU-18	MT 1240 L TURBO S3 E2	MANITOU-9
MT 1030 S TURBO S3 E2	MANITOU-18	MT 1240 L TURBO ULTRA S3 E2	MANITOU-9
MT 1030 S TURBO S4 E3	MANITOU-18	MT 1330 SL	MANITOU-9
MT 1033 HL TURBO	MANITOU-19	MT 1330 SL S2	MANITOU-9
MT 1033 HL TURBO S2 E2	MANITOU-19	MT 1330 SL TURBO	MANITOU-9
MT 1033 HL TURBO S3 E2	MANITOU-19	MT 1330 SL TURBO S2	MANITOU-9
MT 1033 HL TURBO S4 E3	MANITOU-19	MT 1332 H SL	MANITOU-9
MT 1044 A PRIVILEGE	MANITOU-21	MT 1332 H SL TURBO MONO ULTRA	MANITOU-9
MT 1044 EP PRIVILEGE	MANITOU-21	MT 1332 H SL TURBO MONO ULTRA ORH	MANITOU-9
MT 1044 H A PRIVILEGE	MANITOU-21	MT 1332 H SL TURBO MONO ULTRA ORH ARM FR	MANITOU-9
MT 1044 H PRIVILEGE	MANITOU-21	MT 1333 H SL TURBO	MANITOU-9
MT 1044 PRIVILEGE	MANITOU-21	MT 1335 H SL TURBO MONO ULTRA ORH S2 E2	MANITOU-9
MT 1058 A PRIVILEGE	MANITOU-21	MT 1335 H SL TURBO MONO ULTRA ORH S2 E2 ARM	MANITOU-9
MT 1058 EP PRIVILEGE	MANITOU-21	MT 1335 H SL TURBO ORH RC S2 E2	MANITOU-9
MT 1058 H A PRIVILEGE	MANITOU-21	MT 1335 H SL TURBO S2 E2	MANITOU-9
MT 1058 H PRIVILEGE	MANITOU-21	MT 1335 H SL TURBO ULTRA S2 E2	MANITOU-9
MT 1058 PRIVILEGE	MANITOU-21	MT 1335 SL S3 E2	MANITOU-10
MT 1058 R PRIVILEGE	MANITOU-21	MT 1335 SL TURBO S3 E2	MANITOU-10
MT 1230 S S2	MANITOU-3	MT 1337 SL	MANITOU-10
MT 1230 SCP	MANITOU-3	MT 1337 SL S2	MANITOU-10
MT 1230 SCP NACELLE ORH	MANITOU-3	MT 1337 SL TURBO	MANITOU-10
		MT 1337 SL TURBO MONO ULTRA	MANITOU-10



Used on: MANITOU			
Model	Series	Model	Series
MT 1337 SL TURBO MONO ULTRA ORH	MANITOU-10	MT 1637 H SL TURBO	MANITOU-11
MT 1337 SL TURBO MONO ULTRA ORH BENELUX	MANITOU-10	MT 1637 H SL TURBO MONO ULTRA	MANITOU-11
MT 1337 SL TURBO MONO ULTRA ORH S2	MANITOU-10	MT 1637 SL	MANITOU-11
MT 1337 SL TURBO MONO ULTRA S2	MANITOU-10	MT 1637 SL S2	MANITOU-11
MT 1337 SL TURBO S2	MANITOU-10	MT 1637 SL TURBO	MANITOU-11
MT 1340 SL TURBO MONO ULTRA ORH S3 E2	MANITOU-10	MT 1637 SL TURBO MONO ULTRA	MANITOU-11
MT 1340 SL TURBO S3 E2	MANITOU-10	MT 1637 SL TURBO MONO ULTRA ORH	MANITOU-11
MT 1340 SL TURBO ULTRA ORH RC S3 E2	MANITOU-10	MT 1637 SL TURBO MONO ULTRA ORH S2	MANITOU-11
MT 1340 SL TURBO ULTRA S3 E2	MANITOU-10	MT 1637 SL TURBO MONO ULTRA S2	MANITOU-11
MT 1435 H SL S2 E3	MANITOU-10	MT 1637 SL TURBO S2	MANITOU-11
MT 1435 H SL S3 E3	MANITOU-10	MT 1645 HSL TURBO MONO ULTRA USA	MANITOU-11
MT 1435 H SL TURBO MONO ULTRA	MANITOU-23	MT 1740 SL S2	MANITOU-11
MT 1435 H SL TURBO MONO ULTRA ORH S2 E2	MANITOU-10	MT 1740 SL TURBO MONO ULTRA ORH S2	MANITOU-11
MT 1435 H SL TURBO S2 E2	MANITOU-10	MT 1740 SL TURBO MONO ULTRA ORH S3 E2	MANITOU-11
MT 1435 H SL TURBO ULTRA ORH RC S2 E2	MANITOU-10	MT 1740 SL TURBO S2	MANITOU-11
MT 1435 H SL TURBO ULTRA S2 E2	MANITOU-10	MT 1740 SL TURBO S3 E2	MANITOU-11
MT 1435 SL S3 E2	MANITOU-10	MT 1740 SL TURBO S3 E3	MANITOU-11
MT 1435 SL S3 E3	MANITOU-10	MT 1740 SL TURBO ULTRA ORH RC S3 E2	MANITOU-11
MT 1435 SL TURBO S3 E2	MANITOU-10	MT 1740 SL TURBO ULTRA S3 E2	MANITOU-11
MT 1435 SL TURBO S3 E3	MANITOU-10	MT 1745 HSL TURBO MONO ULTRA USA S2 E2	MANITOU-11
MT 1435 SL TURBO S4 E3	MANITOU-10	MT 1745 HSL TURBO ULTRA ORH RC S2 E2	MANITOU-11
MT 1436 R PRIVILEGE	MANITOU-21	MT 1745 HSL TURBO ULTRA S2 E2	MANITOU-11
MT 1440 A E3	MANITOU-22	MT 1840 A E3	MANITOU-22
MT 1440 A PRIVILEGE	MANITOU-22	MT 1840 A PRIVILEGE	MANITOU-22
MT 1440 A ST3B	MANITOU-22	MT 1840 A ST3B	MANITOU-22
MT 1440 E3	MANITOU-22	MT 1840 E3	MANITOU-22
MT 1440 EASY	MANITOU-22	MT 1840 EASY	MANITOU-22
MT 1440 EP PRIVILEGE	MANITOU-22	MT 1840 EP PRIVILEGE	MANITOU-22
MT 1440 H A PRIVILEGE	MANITOU-22	MT 1840 H A PRIVILEGE	MANITOU-22
MT 1440 H E3	MANITOU-22	MT 1840 H E3	MANITOU-22
MT 1440 H PRIVILEGE	MANITOU-22	MT 1840 H PRIVILEGE	MANITOU-22
MT 1440 H ST3 S	MANITOU-22	MT 1840 H ST3B	MANITOU-22
MT 1440 HA E3	MANITOU-22	MT 1840 HA E3	MANITOU-22
MT 1440 HA ST3B	MANITOU-22	MT 1840 HA ST3B	MANITOU-22
MT 1440 PRIVILEGE	MANITOU-22	MT 1840 PRIVILEGE	MANITOU-22
MT 1440 R PRIVILEGE	MANITOU-22	MT 1840 R PRIVILEGE	MANITOU-22
MT 1440 SL S3 E2	MANITOU-10	MT 1840 ST3B	MANITOU-22
MT 1440 SL TURBO MONO ULTRA ORH S3 E2	MANITOU-10	MT 220	MANITOU-1
MT 1440 SL TURBO S3 E2	MANITOU-10	MT 220 FC	MANITOU-1
MT 1440 SL TURBO S4 E3	MANITOU-10	MT 220 FC UK	MANITOU-1
MT 1440 SL TURBO ULTRA ORH RC S3 E2	MANITOU-10	MT 222 CP	MANITOU-1
MT 1440 SL TURBO ULTRA S3 E2	MANITOU-10	MT 222 CP TURBO	MANITOU-1
MT 1440 ST3B	MANITOU-22	MT 222 FC	MANITOU-1
MT 1445 HL TURBO S2 E2 USA	MANITOU-10	MT 222 FC UK	MANITOU-1
MT 1530 SCP NACELLE ORH	MANITOU-3	MT 225	MANITOU-1
MT 1530 SCP TURBO NACELLE ORH	MANITOU-3	MT 225 CP	MANITOU-1
MT 1530 SCP TURBO ULTRA	MANITOU-3	MT 225 CP TURBO	MANITOU-1
MT 1530 SCP ULTRA	MANITOU-3	MT 225 FC	MANITOU-1



Used on: MANITOU			
Model	Series	Model	Series
MT 225 FC USA	MANITOU-1	MT 728-4	MANITOU-12
MT 231 CP	MANITOU-1	MT 728-4 TURBO	MANITOU-12
MT 408 TURBO	MANITOU-3	MT 732	MANITOU-19
MT 420	MANITOU-1	MT 732 EASY 75D ST3B S1	MANITOU-29
MT 420 FC	MANITOU-1	MT 732 ONU	MANITOU-19
MT 420 FC UK	MANITOU-1	MT 732 SA	MANITOU-19
MT 422 CP	MANITOU-1	MT 732 SB E2	MANITOU-19
MT 422 CP TURBO	MANITOU-1	MT 732 SB E2 USA	MANITOU-19
MT 422 FC	MANITOU-1	MT 732 SC E2	MANITOU-19
MT 422 FC UK	MANITOU-1	MT 732 SD E3	MANITOU-19
MT 425	MANITOU-1	MT 732 SE E3	MANITOU-19
MT 425 CP	MANITOU-1	MT 732 ST3B	MANITOU-29
MT 425 CP TURBO	MANITOU-1	MT 732 TURBO	MANITOU-19
MT 425 CP TURBO FARM LOADER	MANITOU-1	MT 732 TURBO POWERSHIFT	MANITOU-19
MT 425 FC	MANITOU-1	MT 732 TURBO SA	MANITOU-19
MT 425 FC USA	MANITOU-1	MT 732 TURBO SC E2	MANITOU-19
MT 430 CP	MANITOU-1	MT 8044 XT	MANITOU-28
MT 430 CPC	MANITOU-1	MT 830 CP	MANITOU-3
MT 430 CPDS	MANITOU-1	MT 830 CP TURBO	MANITOU-3
MT 430 CPL	MANITOU-1	MT 830 CP TURBO ULTRA	MANITOU-3
MT 430 CPLC	MANITOU-1	MT 830 CP ULTRA	MANITOU-3
MT 430 CPS	MANITOU-1	MT 830 S2	MANITOU-3
MT 431 CP	MANITOU-1	MT 835 MONO ULTRA	MANITOU-12
MT 450 CP	MANITOU-1	MT 835 TURBO MONO ULTRA	MANITOU-12
MT 460 CP	MANITOU-1	MT 835-120 LS S2	MANITOU-12
MT 523 MONO ULTRA SA	MANITOU-14	MT 840 CP	MANITOU-3
MT 523 MONO ULTRA SB E2	MANITOU-14	MT 840 CP TURBO	MANITOU-3
MT 523 SA	MANITOU-14	MT 840 CP TURBO ULTRA	MANITOU-3
MT 523 SB E2	MANITOU-14	MT 840 CP ULTRA	MANITOU-3
MT 523 SB E2 USA	MANITOU-14	MT 840 S2	MANITOU-3
MT 6034 T	MANITOU-28	MT 845	MANITOU-12
MT 6034 XT	MANITOU-28	MT 845 H TURBO	MANITOU-12
MT 620 SB E2	MANITOU-14	MT 845 S2	MANITOU-12
MT 620 TURBO EVOLUTION SC E3	MANITOU-14	MT 845 TURBO	MANITOU-12
MT 625 EASY	MANITOU-20	MT 845 TURBO MONO ULTRA	MANITOU-12
MT 625 TURBO COMFORT S1 E3	MANITOU-20	MT 845 TURBO S2	MANITOU-12
MT 625 TURBO COMFORT S2 E3	MANITOU-20	MT 927 SERIE C	MANITOU-4
MT 625 TURBO S1 E3	MANITOU-20	MT 927-4 USA	MANITOU-12
MT 625 TURBO S2 E3	MANITOU-20	MT 928 SB E2	MANITOU-19
MT 6642 T	MANITOU-28	MT 928 SC E2	MANITOU-19
MT 6642 XT	MANITOU-28	MT 928 SD E3	MANITOU-19
MT 727 SERIE C	MANITOU-4	MT 928 TURBO SD E3	MANITOU-19
MT 728 SB E2	MANITOU-19	MT 928-4	MANITOU-12
MT 728 SC E2	MANITOU-19	MT 928-4 TURBO	MANITOU-12
MT 728 SD E3	MANITOU-19	MT 930	MANITOU-3
MT 728 TURBO SD E3	MANITOU-19	MT 930 BACOU	MANITOU-3
MT 728-2	MANITOU-12	MT 930 CP	MANITOU-3
MT 728-2 TURBO	MANITOU-12	MT 930 CP 10-10 ULTRA	MANITOU-3



Used on: MANITOU

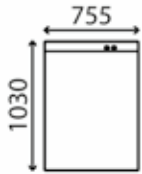
Model	Series	Model	Series
MT 930 CP TURBO	MANITOU-3	MT 940 L TURBO S2	MANITOU-12
MT 930 CP TURBO 10-10 ULTRA	MANITOU-3	MT 940 L TURBO S3 E2	MANITOU-12
MT 930 CP TURBO ULTRA	MANITOU-3	MT 940 L TURBO S3 E3	MANITOU-12
MT 930 CP ULTRA	MANITOU-3	MT 940 LAT	MANITOU-12
MT 930 S S2	MANITOU-3	MVT 10100 TURBO COMFORT LINE BELGIO MHO	MANITOU-24
MT 930 S2	MANITOU-3	MVT 10100 TURBO COMFORT LINE SA	MANITOU-24
MT 930 SCP	MANITOU-3	MVT 1040 L	MANITOU-25
MT 930 SCP TURBO	MANITOU-3	MVT 1130 L	MANITOU-25
MT 930 SCP TURBO ULTRA	MANITOU-3	MVT 1130 L COMFORT LINE	MANITOU-27
MT 930 SCP ULTRA	MANITOU-3	MVT 1130 L COMFORT LINE USA	MANITOU-27
MT 932	MANITOU-19	MVT 1130 L TURBO COMFORT LINE	MANITOU-27
MT 932 EASY	MANITOU-19	MVT 1130 L USA	MANITOU-25
MT 932 EASY 75D ST3B S1	MANITOU-29	MVT 1130 LS	MANITOU-25
MT 932 SA	MANITOU-19	MVT 1135 L COMFORT LINE	MANITOU-27
MT 932 SB E2	MANITOU-19	MVT 1135 L TURBO COMFORT LINE	MANITOU-27
MT 932 SC E2	MANITOU-19	MVT 1230 L COMFORT LINE	MANITOU-27
MT 932 SD E3	MANITOU-19	MVT 1230 LS COMFORT LINE	MANITOU-27
MT 932 SE E3	MANITOU-19	MVT 1230 LS TURBO COMFORT LINE	MANITOU-27
MT 932 ST3B	MANITOU-29	MVT 1230 SL COMFORT LINE	MANITOU-27
MT 932 TURBO	MANITOU-19	MVT 1230 SL TURBO COMFORT LINE	MANITOU-27
MT 932 TURBO SA	MANITOU-19	MVT 1232 L TURBO SERIE M E2	MANITOU-24
MT 932 TURBO SC E2	MANITOU-19	MVT 1232 SL TURBO SERIE M E2	MANITOU-24
MT 932 TURBO SD E3	MANITOU-19	MVT 1330 DL COMFORT LINE	MANITOU-27
MT 940 HL TURBO	MANITOU-12	MVT 1330 S	MANITOU-25
MT 940 L	MANITOU-12	MVT 1330 S TURBO ISRAEL	MANITOU-25
MT 940 L 120 LS USA	MANITOU-12	MVT 1330 S TURBO TUV	MANITOU-25
MT 940 L S2	MANITOU-12	MVT 1330 SL COMFORT LINE	MANITOU-27
MT 940 L TURBO	MANITOU-12	MVT 1330 SL TURBO COMFORT LINE	MANITOU-27
MT 940 L TURBO MONO ULTRA	MANITOU-12	MVT 628 T	MANITOU-29
MT 940 L TURBO MONO ULTRA S2	MANITOU-12		

Used on: MANITOU



Used on: MANITOU-1

A	MT 220	U	MT 425
B	MT 220 FC	V	MT 425 CP
C	MT 220 FC UK	W	MT 425 CP TURBO
D	MT 222 CP	X	MT 425 CP TURBO FARM LOADER
E	MT 222 CP TURBO	Y	MT 425 FC
F	MT 222 FC	Z	MT 425 FC USA
G	MT 222 FC UK	AA	MT 430 CP
H	MT 225	AB	MT 430 CPC
I	MT 225 CP	AC	MT 430 CPDS
J	MT 225 CP TURBO	AD	MT 430 CPL
K	MT 225 FC	AE	MT 430 CPLC
L	MT 225 FC USA	AF	MT 430 CPS
M	MT 231 CP	AG	MT 431 CP
N	MT 420	AH	MT 450 CP
O	MT 420 FC	AI	MT 460 CP
P	MT 420 FC UK		
Q	MT 422 CP		
R	MT 422 CP TURBO		
S	MT 422 FC		
T	MT 422 FC UK		

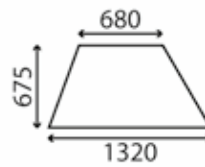


Window, cabin front

Flat; clear

Used on machine type: A, B, C, D, E, F, G, I, J, K, L, M, N, O, P, Q, R, S, T, V, W, X, Y, Z, AG

REF 164TA4362

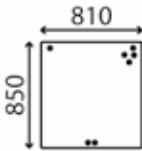


Window, cabin side

RH; flat; clear

Used on machine type: A, B, C, D, E, F, G, I, J, K, L, M, N, O, P, Q, R, S, T, V, W, X, Y, Z, AG

REF 164TA4363

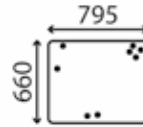


Window, cabin rear

Flat; clear

Used on machine type: A, B, C, D, E, F, G, H, I, J, K, L, M, N, O, P, Q, R, S, T, U, V, W, X, Y, Z, AG

REF 164TA4364

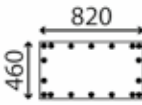


Window, cabin rear

Flat; clear; from S/N 61510

Used on machine type: D, E, I, J, M, Q, R, V, W, X, AG

REF 164TA4365

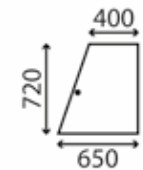


Window, cabin roof

Flat; clear; Lexan Margard

Used on machine type: D, E, I, J, M, Q, R, V, W, X, AG

REF 164TA4366

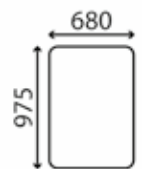


Window, cabin LH door upper

Front; sliding; flat; clear

Used on machine type: AA, AB, AC, AD, AE, AF

REF 164TA4368

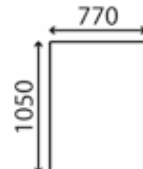


Window, cabin front

Flat; clear

Used on machine type: AH, AI

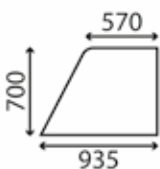
REF 164TA4369



Window, cabin front

Used on machine type: AA, AB, AD, AE, AF

REF 164TA4380



Window, cabin LH door upper

LH; upper; flat; clear

Used on machine type: AA, AB, AD, AE, AF

REF 164TA4382



Window, cabin side

LH; flat; clear

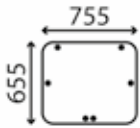
Used on machine type: AA, AB, AD, AE, AF

REF 164TA4383



Used on: MANITOU-1

A	MT 220	U	MT 425
B	MT 220 FC	V	MT 425 CP
C	MT 220 FC UK	W	MT 425 CP TURBO
D	MT 222 CP	X	MT 425 CP TURBO FARM LOADER
E	MT 222 CP TURBO	Y	MT 425 FC
F	MT 222 FC	Z	MT 425 FC USA
G	MT 222 FC UK	AA	MT 430 CP
H	MT 225	AB	MT 430 CPC
I	MT 225 CP	AC	MT 430 CPDS
J	MT 225 CP TURBO	AD	MT 430 CPL
K	MT 225 FC	AE	MT 430 CPLC
L	MT 225 FC USA	AF	MT 430 CPS
M	MT 231 CP	AG	MT 431 CP
N	MT 420	AH	MT 450 CP
O	MT 420 FC	AI	MT 460 CP
P	MT 420 FC UK		
Q	MT 422 CP		
R	MT 422 CP TURBO		
S	MT 422 FC		
T	MT 422 FC UK		

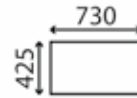


Window, cabin rear

Flat; clear

Used on machine type: AA, AB, AD, AE, AF

REF 164TA4384

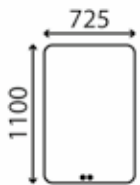


Window, cabin roof

Opening; flat; clear

Used on machine type: AA, AB, AD, AE, AF

REF 164TA4385

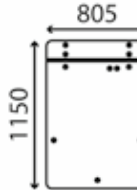


Window, cabin front

Flat; clear

Used on machine type: AA, AB, AC, AD, AE, AF

REF 164TA6457



Window, cabin front

Flat; clear

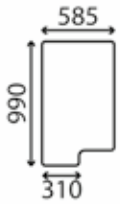
Used on machine type: D, E, I, J, M, Q, R, V, W, X, AG

REF 166TA2233



Used on: MANITOU-2

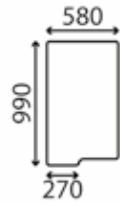
A	BT 420	K	BTI 220 S3 E2
B	BT 420 S2	L	BTI 225
C	BT 420 S3 E2	M	BTI 225 S2
D	BT 420 S4 E3	N	BTI 225 S3 E2
E	BT 425		
F	BT 425 S2		
G	BT 425 S3 E2		
H	BT 425 S4 E3		
I	BTI 220		
J	BTI 220 S2		



Window, cabin front
Flat; clear

Used on machine type: A, B, C, D, E, F, G, H, I, J, K, L, M, N

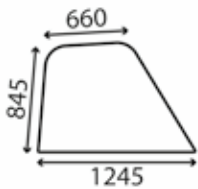
REF 164TA4273



Window, cabin front
Flat; clear

Used on machine type: A, E, I, L

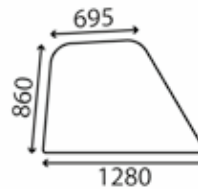
REF 164TA4274



Window, cabin side
RH; flat; clear

Used on machine type: A, B, C, D, E, F, G, H, I, J, K, L, M, N

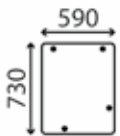
REF 164TA4275



Window, cabin side
RH; flat; clear

Used on machine type: A, E, I, L

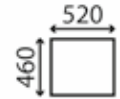
REF 164TA4276



Window, cabin rear
Flat; clear

Used on machine type: A, B, C, D, E, F, G, H, I, J, K, L, M, N

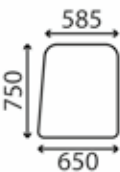
REF 164TA4277



Window, cabin roof
Opening; flat; green tinted

Used on machine type: A, B, C, D, E, F, G, H, I, J, K, L, M, N

REF 164TA4278



Window, cabin LH door upper
Flat; clear

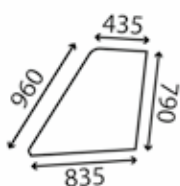
Used on machine type: B, C, F, G, J, K, M, N

REF 164TA4279



Used on: MANITOU-3

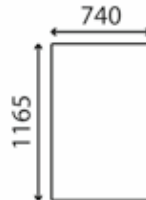
A	MT 408 TURBO	U	MT 930 SCP
B	MT 830 CP	V	MT 930 SCP TURBO
C	MT 830 CP TURBO	W	MT 930 SCP TURBO ULTRA
D	MT 830 CP TURBO ULTRA	X	MT 930 SCP ULTRA
E	MT 830 CP ULTRA	Y	MT 930 S S2
F	MT 830 S2	Z	MT 1230 SCP
G	MT 840 CP	AA	MT 1230 SCP NACELLE ORH
H	MT 840 CP TURBO	AB	MT 1230 SCP SERIE C
I	MT 840 CP TURBO ULTRA	AC	MT 1230 SCP TURBO
J	MT 840 CP ULTRA	AD	MT 1230 SCP TURBO NACELLE ORH
K	MT 840 S2	AE	MT 1230 SCP TURBO ULTRA
L	MT 930	AF	MT 1230 SCP ULTRA
M	MT 930 BACOU	AG	MT 1230 S S2
N	MT 930 CP	AH	MT 1235 CP 10-10 ULTRA
O	MT 930 CP 10-10 ULTRA	AI	MT 1235 CP TURBO 10-10 ULTRA
P	MT 930 CP TURBO	AJ	MT 1530 SCP NACELLE ORH
Q	MT 930 CP TURBO 10-10 ULTRA	AK	MT 1530 SCP TURBO NACELLE ORH
R	MT 930 CP TURBO ULTRA	AL	MT 1530 SCP TURBO ULTRA
S	MT 930 CP ULTRA	AM	MT 1530 SCP ULTRA
T	MT 930 S2		



Window, cabin LH door upper
Flat; clear

Used on machine type: A, B, C, D, E, F, G, H, I, J, K, L, M, N, O, P, Q, R, S, T, U, V, W, X, Y, Z, AA, AB, AC, AD, AE, AF, AG, AH, AI, AJ, AK, AL, AM

REF 164TA4367



Window, cabin front
Flat; clear

Used on machine type: B, C, D, E, F, G, H, I, J, K, L, M, N, O, P, Q, R, S, T, U, V, W, X, Y, Z, AA, AB, AC, AD, AE, AF, AG, AH, AI, AJ, AK, AL, AM

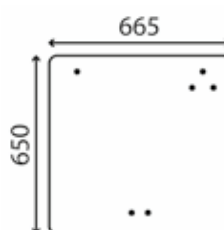
REF 165TA3353



Window, cabin side
LH; flat; clear

Used on machine type: A, B, C, D, E, F, G, H, I, J, K, L, M, N, O, P, Q, R, S, T, U, V, W, X, Y, Z, AA, AB, AC, AD, AE, AF, AG, AH, AI, AJ, AK, AL, AM

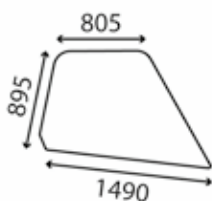
REF 165TA3354



Window, cabin rear
Flat; clear

Used on machine type: A, B, C, D, E, F, G, H, I, J, K, L, M, N, O, P, Q, R, S, T, U, V, W, X, Y, Z, AA, AB, AC, AD, AE, AF, AG, AH, AI, AJ, AK, AL, AM

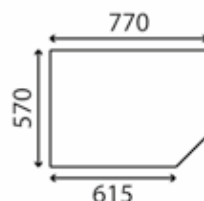
REF 165TA3355



Window, cabin side
RH; flat; clear

Used on machine type: A, B, C, D, E, F, G, H, I, J, K, L, M, N, O, P, Q, R, S, T, U, V, W, X, Y, Z, AA, AB, AC, AD, AE, AF, AG, AH, AI, AJ, AK, AL, AM

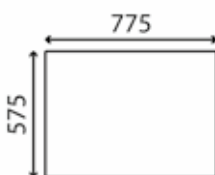
REF 165TA3358



Window, cabin roof
Flat; green tinted

Used on machine type: A, M, AB

REF 166TA2236



Window, cabin roof
Flat; clear

Used on machine type: B, C, F, G, H, K, L, N, P, T, Y, Z, AC, AG

REF 166TA2237



Seal, cabin front window

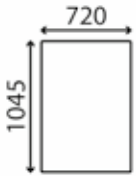
Used on machine type: B, C, D, E, F, G, H, I, J, K, L, M, N, O, P, Q, R, S, T, U, V, W, X, Y, Z, AA, AB, AC, AD, AE, AF, AG, AH, AI, AJ, AK, AL, AM

REF 166TA2244



Used on: MANITOU-4

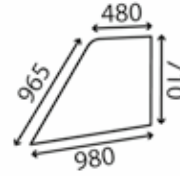
A	MLT 523	K	MLT 626 UK	U	MLT 725 TURBO
B	MLT 523 TURBO	L	MLT 626 ULTRA	V	MLT 725 TURBO MONO ULTRA
C	MLT 526	M	MLT 630 MONO ULTRA	W	MLT 725 TURBO UK
D	MLT 526 TURBO	N	MLT 630 TURBO MONO ULTRA	X	MLT 725 TURBO ULTRA
E	MLT 626	O	MLT 630 TURBO UK	Y	MLT 725 UK
F	MLT 626 MONO ULTRA	P	MLT 630 TURBO ULTRA	Z	MLT 725 ULTRA
G	MLT 626 TURBO	Q	MLT 630 UK	AA	MT 727 SERIE C
H	MLT 626 TURBO MONO ULTRA	R	MLT 630 ULTRA	AB	MT 927 SERIE C
I	MLT 626 TURBO UK	S	MLT 725		
J	MLT 626 TURBO ULTRA	T	MLT 725 MONO ULTRA		



Window, cabin front
Flat; clear

Used on machine type: A, B, C, D, E, F, G, H, J, L, M, N, P, R, S, T, U, V, X, Z

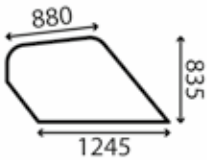
REF 164TA4311



Window, cabin LH door upper
Flat; clear

Used on machine type: A, B, C, D, E, F, G, H, I, J, K, L, M, N, O, P, Q, R, S, T, U, V, W, X, Y, Z, AA, AB

REF 164TA4312



Window, cabin side
RH; flat; clear

Used on machine type: A, B, C, D, E, F, G, H, I, J, K, L, M, N, O, P, Q, R, S, T, U, V, W, X, Y, Z, AA, AB

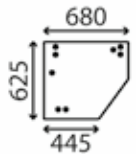
REF 164TA4313



Window, cabin side
LH; flat; clear

Used on machine type: A, B, C, D, E, F, G, H, I, J, K, L, M, N, O, P, Q, R, S, T, U, V, W, X, Y, Z, AA, AB

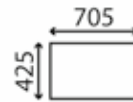
REF 164TA4314



Window, cabin rear
Flat; clear

Used on machine type: A, B, C, D, E, F, G, H, J, L, M, N, P, R, S, T, U, V, X, Z

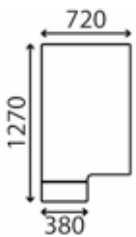
REF 164TA4315



Window, cabin roof
Opening; flat; clear

Used on machine type: A, B, C, D, E, F, G, H, I, J, K, L, M, N, O, P, Q, R, S, T, U, V, W, X, Y, Z, AA, AB

REF 164TA4316



Window, cabin front
Flat; clear

Used on machine type: E, G, I, J, K, L, O, Q, S, U, W, X, Y, Z

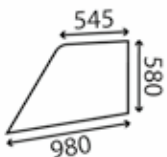
REF 164TA4340



Window, cabin front
Flat; clear

Used on machine type: E, F, G, H, J, L, M, N, P, R, S, T, U, V, X, Z

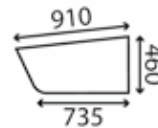
REF 164TA4341



Window, cabin LH door upper
Flat; clear

Used on machine type: E, F, G, H, J, L, M, N, P, R, S, T, U, V, X, Z

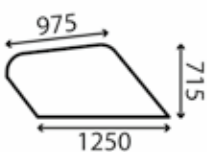
REF 164TA4342



Window, cabin LH door lower
Flat; clear

Used on machine type: E, G, I, K, O, Q, W, Y

REF 164TA4343



Window, cabin side
RH; flat; clear

Used on machine type: E, F, G, H, J, L, M, N, P, R, S, T, U, V, X, Z

REF 164TA4345



Window, cabin side
LH; flat; clear

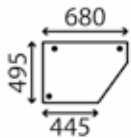
Used on machine type: E, F, G, H, J, L, M, N, P, R, S, T, U, V, X, Z

REF 164TA4346



Used on: MANITOU-4

A	MLT 523	K	MLT 626 UK	U	MLT 725 TURBO
B	MLT 523 TURBO	L	MLT 626 ULTRA	V	MLT 725 TURBO MONO ULTRA
C	MLT 526	M	MLT 630 MONO ULTRA	W	MLT 725 TURBO UK
D	MLT 526 TURBO	N	MLT 630 TURBO MONO ULTRA	X	MLT 725 TURBO ULTRA
E	MLT 626	O	MLT 630 TURBO UK	Y	MLT 725 UK
F	MLT 626 MONO ULTRA	P	MLT 630 TURBO ULTRA	Z	MLT 725 ULTRA
G	MLT 626 TURBO	Q	MLT 630 UK	AA	MT 727 SERIE C
H	MLT 626 TURBO MONO ULTRA	R	MLT 630 ULTRA	AB	MT 927 SERIE C
I	MLT 626 TURBO UK	S	MLT 725		
J	MLT 626 TURBO ULTRA	T	MLT 725 MONO ULTRA		

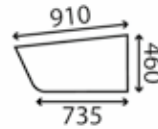


Window, cabin rear

Flat; clear

Used on machine type: E, F, G, H, J, L, M, N, P, R, S, T, U, V, X, Z

REF 164TA4347

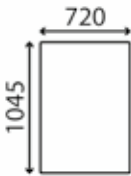


Window, cabin LH door lower

Flat; clear

Used on machine type: E, G, I, K, W, Y

REF 165TA3357



Window, cabin front

Flat; clear

Used on machine type: A, B, C, D, E, G, J, L, S, U, X, Z, AA, AB

REF 165TA3361



Seal, cabin front window

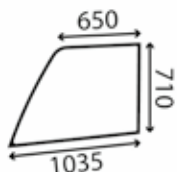
Used on machine type: A, B, C, D, E, F, G, H, I, J, K, L, M, N, O, P, Q, R, S, T, U, V, W, X, Y, Z, AA, AB

REF 166TA2244



Used on: MANITOU-5

- | | | | |
|---|-------------------------------------|---|-------------------------------------|
| A | MLT 524 | U | MLT 728 TURBO |
| B | MLT 524 MONO ULTRA | V | MLT 728 TURBO MONO ULTRA |
| C | MLT 524 TURBO | W | MLT 728 TURBO POWERSHIFT MONO ULTRA |
| D | MLT 524 TURBO MONO ULTRA | | |
| E | MLT 527 | | |
| F | MLT 527 MONO ULTRA | | |
| G | MLT 527 TURBO | | |
| H | MLT 527 TURBO MONO ULTRA | | |
| I | MLT 628 | | |
| J | MLT 628 MONO ULTRA | | |
| K | MLT 628 TURBO | | |
| L | MLT 628 TURBO MONO ULTRA | | |
| M | MLT 628 TURBO POWERSHIFT MONO ULTRA | | |
| N | MLT 632 | | |
| O | MLT 632 MONO ULTRA | | |
| P | MLT 632 TURBO | | |
| Q | MLT 632 TURBO MONO ULTRA | | |
| R | MLT 632 TURBO POWERSHIFT MONO ULTRA | | |
| S | MLT 728 | | |
| T | MLT 728 MONO ULTRA | | |

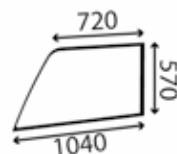


Window, cabin LH door upper

Flat; green tinted

Used on machine type: A, B, C, D, E, F, G, H

REF 164TA4322

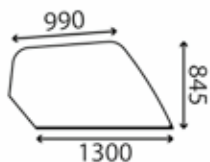


Window, cabin LH door upper

Flat; green tinted

Used on machine type: A, E

REF 164TA4323

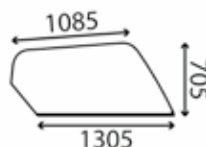


Window, cabin side

RH; flat; green tinted

Used on machine type: A, B, C, D, E, F, G, H

REF 164TA4324

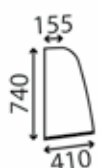


Window, cabin side

RH; flat; green tinted

Used on machine type: A, E

REF 164TA4325

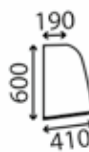


Window, cabin side

LH; flat; green tinted

Used on machine type: A, B, C, D, E, F, G, H

REF 164TA4326

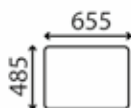


Window, cabin side

LH; flat; green tinted

Used on machine type: A, E

REF 164TA4327



Window, cabin roof

Opening; flat; green tinted

Used on machine type: A, B, C, D, E, F, G, H, I, J, K, L, M, N, O, P, Q, R, S, T, U, V, W

REF 164TA4328

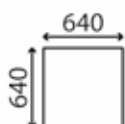


Window, cabin roof

Opening; flat; green tinted

Used on machine type: A, B, C, D, E, F, G, H

REF 164TA4329

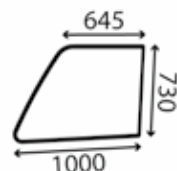


Window, cabin roof

Opening; flat; green tinted

Used on machine type: A, E

REF 164TA4330



Window, cabin LH door upper

Flat; green tinted

Used on machine type: E, I, J, K, L, M, N, O, P, Q, R, S, T, U, V, W

REF 164TA4333



Used on: MANITOU-5

- | | | | |
|---|-------------------------------------|---|-------------------------------------|
| A | MLT 524 | U | MLT 728 TURBO |
| B | MLT 524 MONO ULTRA | V | MLT 728 TURBO MONO ULTRA |
| C | MLT 524 TURBO | W | MLT 728 TURBO POWERSHIFT MONO ULTRA |
| D | MLT 524 TURBO MONO ULTRA | | |
| E | MLT 527 | | |
| F | MLT 527 MONO ULTRA | | |
| G | MLT 527 TURBO | | |
| H | MLT 527 TURBO MONO ULTRA | | |
| I | MLT 628 | | |
| J | MLT 628 MONO ULTRA | | |
| K | MLT 628 TURBO | | |
| L | MLT 628 TURBO MONO ULTRA | | |
| M | MLT 628 TURBO POWERSHIFT MONO ULTRA | | |
| N | MLT 632 | | |
| O | MLT 632 MONO ULTRA | | |
| P | MLT 632 TURBO | | |
| Q | MLT 632 TURBO MONO ULTRA | | |
| R | MLT 632 TURBO POWERSHIFT MONO ULTRA | | |
| S | MLT 728 | | |
| T | MLT 728 MONO ULTRA | | |

Window, cabin side
RH; flat; green tinted

Used on machine type: E, I, J, K, L, M, N, O, P, Q, R, S, T, U, V, W

REF 164TA4334

Window, cabin side
LH; flat; green tinted

Used on machine type: E, I, J, K, L, M, N, O, P, Q, R, S, T, U, V, W

REF 164TA4335

Window, cabin rear
Flat; green tinted

Used on machine type: E, I, J, K, L, M, N, O, P, Q, R, S, T, U, V, W

REF 164TA4336

Window, cabin rear
Curved; green tinted

Used on machine type: A, B, C, D, E, F, G, H

REF 164TA6456

Window, cabin front
Curved; green tinted

Used on machine type: A, E

REF 166TA2210

Window, cabin front
Curved; green tinted

Used on machine type: A, B, C, D, E, F, G, H, I, J, K, L, M, N, O, P, Q, R, S, T, U, V, W

REF 166TA2219

Window, cabin front
Curved; green tinted

Used on machine type: A, B, C, D, E, F, G, H

REF 166TA2220

Window, cabin front
Curved; green tinted

Used on machine type: E, I, J, K, L, M, N, O, P, Q, R, S, T, U, V, W

REF 166TA2221

Seal, cabin front window

Used on machine type: A, B, C, D, E, F, G, H, I, J, K, L, M, N, O, P, Q, R, S, T, U, V, W

REF 166TA2244

Hinge, cabin window
Black plastic

Used on machine type: E, I, J, K, L, M, N, O, P, Q, R, S, T, U, V, W

REF 166TA2261



Used on: MANITOU-5

A	MLT 524	U	MLT 728 TURBO
B	MLT 524 MONO ULTRA	V	MLT 728 TURBO MONO ULTRA
C	MLT 524 TURBO	W	MLT 728 TURBO POWERSHIFT MONO ULTRA
D	MLT 524 TURBO MONO ULTRA		
E	MLT 527		
F	MLT 527 MONO ULTRA		
G	MLT 527 TURBO		
H	MLT 527 TURBO MONO ULTRA		
I	MLT 628		
J	MLT 628 MONO ULTRA		
K	MLT 628 TURBO		
L	MLT 628 TURBO MONO ULTRA		
M	MLT 628 TURBO POWERSHIFT MONO ULTRA		
N	MLT 632		
O	MLT 632 MONO ULTRA		
P	MLT 632 TURBO		
Q	MLT 632 TURBO MONO ULTRA		
R	MLT 632 TURBO POWERSHIFT MONO ULTRA		
S	MLT 728		
T	MLT 728 MONO ULTRA		



Gas spring, cabin door
Support

Used on machine type: E, I, J, K, L, M, N, O, P, Q, R, S, T, U, V, W

REF 166TA2262



Handle, cabin door
1/4 turn

Used on machine type: E, I, J, K, L, M, N, O, P, Q, R, S, T, U, V, W

REF 166TA2263



Used on: MANITOU-6

A	MLT 524 S1	U	MLT 845 H TURBO LSU S3 E3
B	MLT 524 S2	V	MLT 940 L-120 LSU S3 E2
C	MLT 527 S1	W	MLT 940 L-120 LSU S3 E3
D	MLT 527 S2	X	MRT 1430 TURBO COMFORT MOT 1004 4T
E	MLT 628 S1	Y	MRT 1432 SE M 400 MOT 1104C 44T E2
F	MLT 628 S2	Z	MRT 1432 TURBO COMFORT MOT 1004 40T
G	MLT 632 S1	AA	MRT 1432 TURBO COMFORT MOT 1004 4T
H	MLT 632 S2		
I	MLT 728 S1		
J	MLT 728 S2		
K	MLT 845-120 H S3 E3		
L	MLT 845-120 H S4 E3		
M	MLT 845-120 LSU S2 E3		
N	MLT 845-120 LSU S3 E2		
O	MLT 845-120 LSU S3 E3		
P	MLT 845-120 LSU S4 E3		
Q	MLT 845-120 S4 E3		
R	MLT 845-120 S5 E3		
S	MLT 845 H TURBO LSU S2 E2		
T	MLT 845 H TURBO LSU S2 E3		



Window, cabin LH door upper

Flat; green tinted

Used on machine type: K, L, M, N, O, P, Q, R, S, T, U, V, W, X, Y, Z, AA

REF 139TA5251

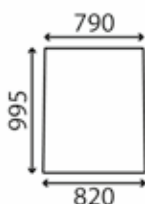


Window, cabin roof

Opening; flat; green tinted

Used on machine type: A, B, C, D, E, F, G, H, I, J, K, L, M, N, O, P, Q, R, S, T, U, V, W, X, Z, AA

REF 139TA5256

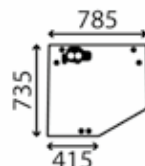


Window, cabin front

Curved; green tinted

Used on machine type: A, B, C, D, E, F, G, H, I, J, K, L, M, N, O, P, Q, R, S, T, U, V, W, X, Y, Z, AA

REF 139TA5258

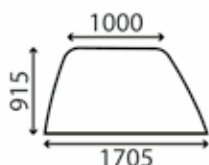


Window, cabin rear

Flat; green tinted; big wiper motor axle at 180,00 mm from LH side; includes print for wiper motor

Used on machine type: K, L, M, N, O, P, Q, R, S, T, U, V

REF 139TA5259



Window, cabin side

RH; flat; green tinted

Used on machine type: A, B, C, D, E, F, G, H, I, J, K, L, M, N, O, P, Q, R, S, T, U, V, W, X, Y, Z, AA

REF 139TA5264



Gas spring, cabin rear window

150 N; length: 315,00 mm

Used on machine type: A, B, C, D, E, F, G, H, I, J, K, L, M, N, O, P, Q, R, S, T, U, V, X, Y, Z, AA

REF 161TA6129

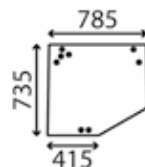


Window, cabin side

LH; flat; green tinted

Used on machine type: A, B, C, D, E, F, G, H, I, J, K, L, M, N, O, P, Q, R, S, T, U, V, W, X, Y, Z, AA

REF 164TA4331

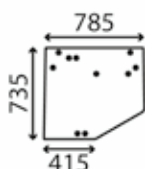


Window, cabin rear

Flat; green tinted; wiper motor axle at +/- 110,00 mm from LH side

Used on machine type: A, B, C, D, E, F, G, H, I, J, M, N, S, V, X, Z, AA

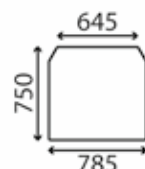
REF 164TA4332



Window, cabin rear

Used on machine type: Y, Z, AA

REF 164TA4354



Window, cabin roof

Opening; flat; green tinted

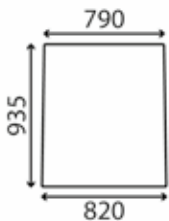
Used on machine type: Y, Z, AA

REF 164TA4355



Used on: MANITOU-6

A	MLT 524 S1	U	MLT 845 H TURBO LSU S3 E3
B	MLT 524 S2	V	MLT 940 L-120 LSU S3 E2
C	MLT 527 S1	W	MLT 940 L-120 LSU S3 E3
D	MLT 527 S2	X	MRT 1430 TURBO COMFORT MOT 1004 4T
E	MLT 628 S1	Y	MRT 1432 SE M 400 MOT 1104C 44T E2
F	MLT 628 S2	Z	MRT 1432 TURBO COMFORT MOT 1004 40T
G	MLT 632 S1	AA	MRT 1432 TURBO COMFORT MOT 1004 4T
H	MLT 632 S2		
I	MLT 728 S1		
J	MLT 728 S2		
K	MLT 845-120 H S3 E3		
L	MLT 845-120 H S4 E3		
M	MLT 845-120 LSU S2 E3		
N	MLT 845-120 LSU S3 E2		
O	MLT 845-120 LSU S3 E3		
P	MLT 845-120 LSU S4 E3		
Q	MLT 845-120 S4 E3		
R	MLT 845-120 S5 E3		
S	MLT 845 H TURBO LSU S2 E2		
T	MLT 845 H TURBO LSU S2 E3		



Window, cabin front

Curved; green tinted

Used on machine type: A, E, G, I, X, Z, AA

REF 166TA2218



Seal, cabin rear window

Used on machine type: K, L, M, N, O, P, Q, R, S, T, U, V, Y, Z, AA

REF 166TA2242



Seal, cabin rear window

Used on machine type: K, L, M, N, O, P, Q, R, S, T, U, V, W, X, Y

REF 166TA2243



Seal, cabin front window

Used on machine type: A, B, C, D, E, F, G, H, I, J, M, N, S, V, X, Y, Z, AA

REF 166TA2244



Hinge, cabin window

Black plastic

Used on machine type: A, B, C, D, E, F, G, H, I, J, M, N, S, V, X, Z, AA

REF 166TA2261



Gas spring, cabin door

Support

Used on machine type: A, B, C, D, E, F, G, H, I, J, M, N, S, V, X, Z, AA

REF 166TA2262



Handle, cabin door

1/4 turn

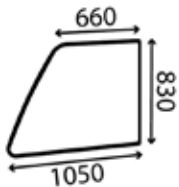
Used on machine type: A, B, C, D, E, F, G, H, I, J, M, N, S, V, X, Z, AA

REF 166TA2263



Used on: MANITOU-7

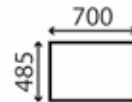
- | | | | |
|---|--|---|--|
| A | MRT 1432 TURBO SE M 360 MOT 1004 40T | U | MRT 1635 TURBO SE M 360 MOT 1104D 44T E3 |
| B | MRT 1432 TURBO SE M 360 MOT 1104C 44T E2 | V | MRT 1635 TURBO SE M 400 MOT 1004 40T |
| C | MRT 1432 TURBO SE M 360 MOT 1104D 44T E3 | W | MRT 1635 TURBO SE M 400 MOT 1104C 44T E2 |
| D | MRT 1432 TURBO SE M 400 MOT 1004 40T | X | MRT 1635 TURBO SE M 400 MOT 1104D 44T E3 |
| E | MRT 1432 TURBO SE M 400 MOT 1104D 44T E3 | | |
| F | MRT 1440 400 EASY MOT 1104D 44T E3 | | |
| G | MRT 1530 TURBO CONFORT MOT 1004 4T | | |
| H | MRT 1530 TURBO SE M 360 MOT 1004 40T | | |
| I | MRT 1530 TURBO SE M 400 MOT 1004 40T | | |
| J | MRT 1530 TURBO SE M 400 MOT 1104C 44T E2 | | |
| K | MRT 1530 TURBO SE M MOT 1104C 44T E2 | | |
| L | MRT 1542 TURBO COMFORT MOT 1004 4T | | |
| M | MRT 1542 TURBO CONFORT MOT 1004 40T | | |
| N | MRT 1542 TURBO SE M 360 MOT 1004 40T | | |
| O | MRT 1542 TURBO SE M 360 MOT 1104C 44T E2 | | |
| P | MRT 1542 TURBO SE M 360 MOT 1104D 44T E3 | | |
| Q | MRT 1542 TURBO SE M 400 MOT 1004 40T | | |
| R | MRT 1542 TURBO SE M 400 MOT 1104C 44T E2 | | |
| S | MRT 1542 TURBO SE M 400 MOT 1104D 44T E3 | | |
| T | MRT 1635 TURBO SE M 360 MOT 1104C 44T E2 | | |



Window, cabin LH door upper
Flat; green tinted

Used on machine type: F, G, K, L, M

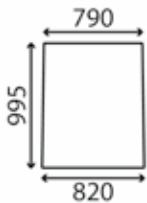
REF 139TA5251



Window, cabin roof
Opening; flat; green tinted

Used on machine type: G, L, M

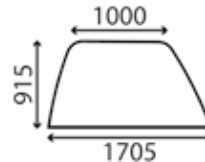
REF 139TA5256



Window, cabin front
Curved; green tinted

Used on machine type: G, K, M

REF 139TA5258



Window, cabin side
RH; flat; green tinted

Used on machine type: G, K, L, M

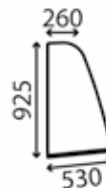
REF 139TA5264



Gas spring, cabin rear window
150 N; length: 315,00 mm

Used on machine type: A, B, C, D, E, F, G, I, J, K, L, M, N, O, P, Q, R, S, T, U, V, W, X

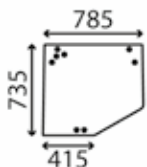
REF 161TA6129



Window, cabin side
LH; flat; green tinted

Used on machine type: G, K, L, M

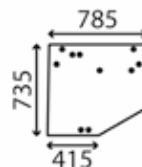
REF 164TA4331



Window, cabin rear
Flat; green tinted; wiper motor axle at +/- 110,00 mm from LH side

Used on machine type: G, L, M

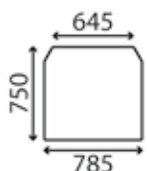
REF 164TA4332



Window, cabin rear

Used on machine type: F, G, K, M

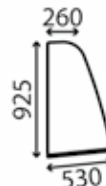
REF 164TA4354



Window, cabin roof
Opening; flat; green tinted

Used on machine type: G, K, M

REF 164TA4355



Window, cabin side
LH; flat; green tinted

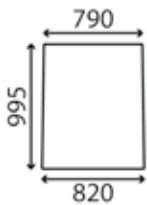
Used on machine type: A, B, C, D, E, H, I, J, N, O, P, Q, R, S, T, U, V, W, X

REF 166TA2200



Used on: MANITOU-7

- | | | | |
|---|--|---|--|
| A | MRT 1432 TURBO SE M 360 MOT 1004 40T | U | MRT 1635 TURBO SE M 360 MOT 1104D 44T E3 |
| B | MRT 1432 TURBO SE M 360 MOT 1104C 44T E2 | V | MRT 1635 TURBO SE M 400 MOT 1004 40T |
| C | MRT 1432 TURBO SE M 360 MOT 1104D 44T E3 | W | MRT 1635 TURBO SE M 400 MOT 1104C 44T E2 |
| D | MRT 1432 TURBO SE M 400 MOT 1004 40T | X | MRT 1635 TURBO SE M 400 MOT 1104D 44T E3 |
| E | MRT 1432 TURBO SE M 400 MOT 1104D 44T E3 | | |
| F | MRT 1440 400 EASY MOT 1104D 44T E3 | | |
| G | MRT 1530 TURBO CONFORT MOT 1004 4T | | |
| H | MRT 1530 TURBO SE M 360 MOT 1004 40T | | |
| I | MRT 1530 TURBO SE M 400 MOT 1004 40T | | |
| J | MRT 1530 TURBO SE M 400 MOT 1104C 44T E2 | | |
| K | MRT 1530 TURBO SE M MOT 1104C 44T E2 | | |
| L | MRT 1542 TURBO COMFORT MOT 1004 4T | | |
| M | MRT 1542 TURBO CONFORT MOT 1004 40T | | |
| N | MRT 1542 TURBO SE M 360 MOT 1004 40T | | |
| O | MRT 1542 TURBO SE M 360 MOT 1104C 44T E2 | | |
| P | MRT 1542 TURBO SE M 360 MOT 1104D 44T E3 | | |
| Q | MRT 1542 TURBO SE M 400 MOT 1004 40T | | |
| R | MRT 1542 TURBO SE M 400 MOT 1104C 44T E2 | | |
| S | MRT 1542 TURBO SE M 400 MOT 1104D 44T E3 | | |
| T | MRT 1635 TURBO SE M 360 MOT 1104C 44T E2 | | |

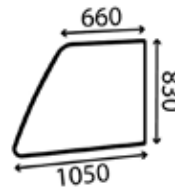


Window, cabin front

Curved; green tinted

Used on machine type: A, B, C, D, E, H, I, J, N, O, P, Q, R, S, T, U, V, W, X

REF 166TA2203

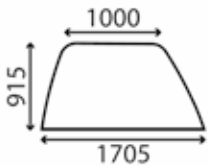


Window, cabin LH door upper

Flat; green tinted

Used on machine type: A, B, C, D, E, H, I, J, N, O, P, Q, R, S, T, U, V, W, X

REF 166TA2204

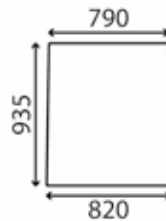


Window, cabin side

RH; flat; green tinted

Used on machine type: A, B, C, D, E, H, I, J, N, O, P, Q, R, S, T, U, V, W, X

REF 166TA2208

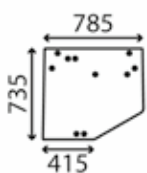


Window, cabin front

Curved; green tinted

Used on machine type: G, L, M

REF 166TA2218

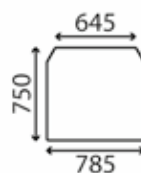


Window, cabin rear

Flat; green tinted

Used on machine type: A, B, C, D, E, I, J, N, O, P, Q, R, S, T, U, V, W, X

REF 166TA2224



Window, cabin roof

Opening; flat; green tinted

Used on machine type: A, B, C, D, E, H, I, J, N, O, P, Q, R, S, T, U, V, W, X

REF 166TA2229



Seal, cabin rear window

Used on machine type: A, B, C, D, E, F, G, I, J, K, M, N, O, P, Q, R, S, T, U, V, W, X

REF 166TA2242



Seal, cabin rear window

Used on machine type: A, B, C, D, E, J, K, O, P, R, S, T, U, V, W, X

REF 166TA2243



Seal, cabin front window

Used on machine type: A, B, C, D, E, G, H, I, J, K, L, M, N, O, P, Q, R, S, T, U, V, W, X

REF 166TA2244



Hinge, cabin window

Black plastic

Used on machine type: G, L, M

REF 166TA2261



Used on: MANITOU-7

A	MRT 1432 TURBO SE M 360 MOT 1004 40T	U	MRT 1635 TURBO SE M 360 MOT 1104D 44T E3
B	MRT 1432 TURBO SE M 360 MOT 1104C 44T E2	V	MRT 1635 TURBO SE M 400 MOT 1004 40T
C	MRT 1432 TURBO SE M 360 MOT 1104D 44T E3	W	MRT 1635 TURBO SE M 400 MOT 1104C 44T E2
D	MRT 1432 TURBO SE M 400 MOT 1004 40T	X	MRT 1635 TURBO SE M 400 MOT 1104D 44T E3
E	MRT 1432 TURBO SE M 400 MOT 1104D 44T E3		
F	MRT 1440 400 EASY MOT 1104D 44T E3		
G	MRT 1530 TURBO CONFORT MOT 1004 4T		
H	MRT 1530 TURBO SE M 360 MOT 1004 40T		
I	MRT 1530 TURBO SE M 400 MOT 1004 40T		
J	MRT 1530 TURBO SE M 400 MOT 1104C 44T E2		
K	MRT 1530 TURBO SE M MOT 1104C 44T E2		
L	MRT 1542 TURBO COMFORT MOT 1004 4T		
M	MRT 1542 TURBO CONFORT MOT 1004 40T		
N	MRT 1542 TURBO SE M 360 MOT 1004 40T		
O	MRT 1542 TURBO SE M 360 MOT 1104C 44T E2		
P	MRT 1542 TURBO SE M 360 MOT 1104D 44T E3		
Q	MRT 1542 TURBO SE M 400 MOT 1004 40T		
R	MRT 1542 TURBO SE M 400 MOT 1104C 44T E2		
S	MRT 1542 TURBO SE M 400 MOT 1104D 44T E3		
T	MRT 1635 TURBO SE M 360 MOT 1104C 44T E2		

Used on: MANITOU



Gas spring, cabin door
Support

Used on machine type: G, L, M

REF 166TA2262



Handle, cabin door
1/4 turn

Used on machine type: G, L, M

REF 166TA2263



Used on: MANITOU-8

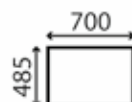
- | | | | |
|---|---|---|-------------------------------------|
| A | MRT 1640 400 EASY MOT 1104D 44T E3 | U | MRT 1850 TURBO SE M MOT 1004 40T |
| B | MRT 1640 TURBO SE R 400 MOT 1104D 44T E3 | V | MRT 2145 TURBO COMFORT MOT 1004 40T |
| C | MRT 1650 TURBO COMFORT MOT 1004 40T | W | MRT 2145 TURBO SE M MOT 1004 40T |
| D | MRT 1650 TURBO COMFORT MOT 1004 4T | X | MRT 2150 TURBO SE M MOT 1004 40T |
| E | MRT 1742 TURBO SE M 360 MOT 1004 40T | | |
| F | MRT 1742 TURBO SE M 360 MOT 1104C 44T E2 | | |
| G | MRT 1742 TURBO SE M 360 MOT 1104D 44T E3 | | |
| H | MRT 1742 TURBO SE M 400 MOT 1004 40T | | |
| I | MRT 1742 TURBO SE M 400 MOT 1104C 44T E2 | | |
| J | MRT 1742 TURBO SE M 400 MOT 1104D 44T E3 | | |
| K | MRT 1840 360 EASY MOT 1104D 44T E3 | | |
| L | MRT 1840 400 EASY MOT 1104D 44T E3 | | |
| M | MRT 1840 TURBO COMFORT MOT 1004 4T | | |
| N | MRT 1840 TURBO SE R 400 MOT 1104D 44T E3 | | |
| O | MRT 1842 TURBO SE M 360 MOT 1104C 44TA E2 | | |
| P | MRT 1842 TURBO SE M 360 MOT 1104D 44T E3 | | |
| Q | MRT 1842 TURBO SE M 400 MOT 1104C 44TA E2 | | |
| R | MRT 1842 TURBO SE M 400 MOT 1104D 44T E3 | | |
| S | MRT 1850 TURBO COMFORT MOT 1004 40T | | |
| T | MRT 1850 TURBO SE M 360 MOT 1104C 44T E2 | | |



Window, cabin LH door upper
Flat; green tinted

Used on machine type: A, B, K, L, M, N, S, V

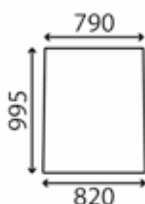
REF 139TA5251



Window, cabin roof
Opening; flat; green tinted

Used on machine type: S

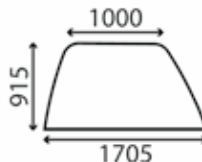
REF 139TA5256



Window, cabin front
Curved; green tinted

Used on machine type: B, N, S, U, W

REF 139TA5258



Window, cabin side
RH; flat; green tinted

Used on machine type: B, N, S, U, W

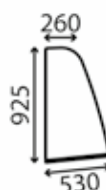
REF 139TA5264



Gas spring, cabin rear window
150 N; length: 315,00 mm

Used on machine type: A, B, C, D, E, F, G, H, I, J, K, L, N, O, P, Q, R, S, T, U, V, W, X

REF 161TA6129



Window, cabin side
LH; flat; green tinted

Used on machine type: B, N, S, U, W

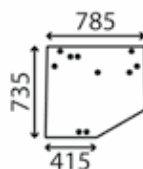
REF 164TA4331



Window, cabin rear
Flat; green tinted; wiper motor axle at +/- 110,00 mm from LH side

Used on machine type: S, V

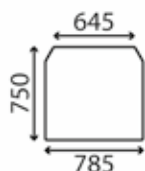
REF 164TA4332



Window, cabin rear

Used on machine type: A, B, K, L, N, S, U, V, W

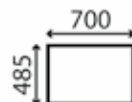
REF 164TA4354



Window, cabin roof
Opening; flat; green tinted

Used on machine type: B, N, S, U, W

REF 164TA4355



Window, cabin roof
Opening; flat; green tinted

Used on machine type: C, D

REF 166TA2199



Used on: MANITOU-8

- | | | | |
|---|---|---|-------------------------------------|
| A | MRT 1640 400 EASY MOT 1104D 44T E3 | U | MRT 1850 TURBO SE M MOT 1004 40T |
| B | MRT 1640 TURBO SE R 400 MOT 1104D 44T E3 | V | MRT 2145 TURBO COMFORT MOT 1004 40T |
| C | MRT 1650 TURBO COMFORT MOT 1004 40T | W | MRT 2145 TURBO SE M MOT 1004 40T |
| D | MRT 1650 TURBO COMFORT MOT 1004 4T | X | MRT 2150 TURBO SE M MOT 1004 40T |
| E | MRT 1742 TURBO SE M 360 MOT 1104D 40T | | |
| F | MRT 1742 TURBO SE M 360 MOT 1104C 44T E2 | | |
| G | MRT 1742 TURBO SE M 360 MOT 1104D 44T E3 | | |
| H | MRT 1742 TURBO SE M 400 MOT 1004 40T | | |
| I | MRT 1742 TURBO SE M 400 MOT 1104C 44T E2 | | |
| J | MRT 1742 TURBO SE M 400 MOT 1104D 44T E3 | | |
| K | MRT 1840 360 EASY MOT 1104D 44T E3 | | |
| L | MRT 1840 400 EASY MOT 1104D 44T E3 | | |
| M | MRT 1840 TURBO COMFORT MOT 1004 4T | | |
| N | MRT 1840 TURBO SE R 400 MOT 1104D 44T E3 | | |
| O | MRT 1842 TURBO SE M 360 MOT 1104C 44TA E2 | | |
| P | MRT 1842 TURBO SE M 360 MOT 1104D 44T E3 | | |
| Q | MRT 1842 TURBO SE M 400 MOT 1104C 44TA E2 | | |
| R | MRT 1842 TURBO SE M 400 MOT 1104D 44T E3 | | |
| S | MRT 1850 TURBO COMFORT MOT 1004 40T | | |
| T | MRT 1850 TURBO SE M 360 MOT 1104C 44T E2 | | |



Window, cabin side

LH; flat; green tinted

Used on machine type: C, D, E, F, G, H, I, J, O, P, Q, R, T, X

REF 166TA2200

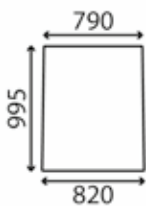


Window, cabin rear

Flat; green tinted; wiper motor axle at +/- 110,00 mm from LH side

Used on machine type: C, D

REF 166TA2201

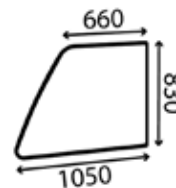


Window, cabin front

Curved; green tinted

Used on machine type: C, E, F, G, H, I, J, O, P, Q, R, T, X

REF 166TA2203

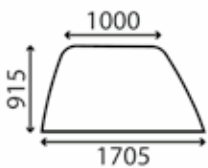


Window, cabin LH door upper

Flat; green tinted

Used on machine type: C, D, E, F, G, H, I, J, O, P, Q, R

REF 166TA2204

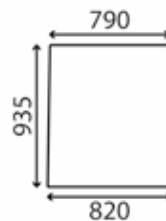


Window, cabin side

RH; flat; green tinted

Used on machine type: C, D, E, F, G, H, I, J, O, P, Q, R, T, X

REF 166TA2208

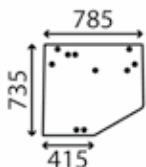


Window, cabin front

Curved; green tinted

Used on machine type: C, D, S

REF 166TA2218

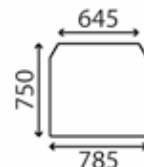


Window, cabin rear

Flat; green tinted

Used on machine type: C, E, F, G, H, I, J, O, P, Q, R, T, X

REF 166TA2224



Window, cabin roof

Opening; flat; green tinted

Used on machine type: C, E, F, G, H, I, J, O, P, Q, R, T, X

REF 166TA2229



Seal, cabin rear window

Used on machine type: A, B, C, E, F, G, H, I, J, K, L, N, O, P, Q, R, S, T, U, V, W, X

REF 166TA2242



Seal, cabin rear window

Used on machine type: B, C, E, F, G, H, I, J, N, O, P, Q, R, S, T, U, W, X

REF 166TA2243



Used on: MANITOU-8

A	MRT 1640 400 EASY MOT 1104D 44T E3	U	MRT 1850 TURBO SE M MOT 1004 40T
B	MRT 1640 TURBO SE R 400 MOT 1104D 44T E3	V	MRT 2145 TURBO COMFORT MOT 1004 40T
C	MRT 1650 TURBO COMFORT MOT 1004 40T	W	MRT 2145 TURBO SE M MOT 1004 40T
D	MRT 1650 TURBO COMFORT MOT 1004 4T	X	MRT 2150 TURBO SE M MOT 1004 40T
E	MRT 1742 TURBO SE M 360 MOT 1004 40T		
F	MRT 1742 TURBO SE M 360 MOT 1104C 44T E2		
G	MRT 1742 TURBO SE M 360 MOT 1104D 44T E3		
H	MRT 1742 TURBO SE M 400 MOT 1004 40T		
I	MRT 1742 TURBO SE M 400 MOT 1104C 44T E2		
J	MRT 1742 TURBO SE M 400 MOT 1104D 44T E3		
K	MRT 1840 360 EASY MOT 1104D 44T E3		
L	MRT 1840 400 EASY MOT 1104D 44T E3		
M	MRT 1840 TURBO COMFORT MOT 1004 4T		
N	MRT 1840 TURBO SE R 400 MOT 1104D 44T E3		
O	MRT 1842 TURBO SE M 360 MOT 1104C 44TA E2		
P	MRT 1842 TURBO SE M 360 MOT 1104D 44T E3		
Q	MRT 1842 TURBO SE M 400 MOT 1104C 44TA E2		
R	MRT 1842 TURBO SE M 400 MOT 1104D 44T E3		
S	MRT 1850 TURBO COMFORT MOT 1004 40T		
T	MRT 1850 TURBO SE M 360 MOT 1104C 44T E2		



Seal, cabin front window

Used on machine type: B, C, D, E, F, G, H, I, J, N, O, P, Q, R, S, T, U, V, W, X

REF 166TA2244



Hinge, cabin window

Black plastic

Used on machine type: C, D, S, V

REF 166TA2261



**Gas spring, cabin door
Support**

Used on machine type: C, D, S, V

REF 166TA2262



**Handle, cabin door
1/4 turn**

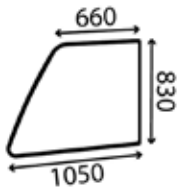
Used on machine type: C, D, S, V

REF 166TA2263



Used on: MANITOU-9

A	MRT 2150 TURBO SE M MOT 1104C 44TA E2	U	MT 1240 L TURBO S2
B	MRT 2440 EPS SE M MOT 1104C 44TA E2	V	MT 1240 L TURBO S3 E2
C	MRT 2540 TURBO SE M MOT 1104C 44TA E2	W	MT 1240 L TURBO ULTRA S3 E2
D	MT 1232 S	X	MT 1330 SL
E	MT 1232 S TURBO	Y	MT 1330 SL S2
F	MT 1232 S TURBO MONO ULTRA	Z	MT 1330 SL TURBO
G	MT 1233 S S2	AA	MT 1330 SL TURBO S2
H	MT 1233 S TURBO MONO ULTRA S2	AB	MT 1332 H SL
I	MT 1233 S TURBO S2	AC	MT 1332 H SL TURBO MONO ULTRA
J	MT 1235 HS TURBO S2 E2	AD	MT 1332 H SL TURBO MONO ULTRA ORH
K	MT 1235 S S3 E2	AE	MT 1332 H SL TURBO MONO ULTRA ORH ARM FR
L	MT 1235 S S3 E3	AF	MT 1333 H SL TURBO
M	MT 1235 S TURBO S3 E2	AG	MT 1335 H SL TURBO MONO ULTRA ORH S2 E2
N	MT 1235 S TURBO S3 E3	AH	MT 1335 H SL TURBO MONO ULTRA ORH S2 E2 ARM
O	MT 1235 S TURBO S4 E3	AI	MT 1335 H SL TURBO ORH RC S2 E2
P	MT 1240 L	AJ	MT 1335 H SL TURBO S2 E2
Q	MT 1240 L S2	AK	MT 1335 H SL TURBO ULTRA S2 E2
R	MT 1240 L TURBO		
S	MT 1240 L TURBO MONO ULTRA		
T	MT 1240 L TURBO MONO ULTRA S2		

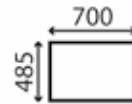


Window, cabin LH door upper

Flat; green tinted

Used on machine type: D, E, F, G, H, I, J, K, L, M, N, O, P, Q, R, S, T, U, V, W, X, Y, Z, AA, AB, AC, AD, AF, AG, AH, AI, AJ, AK

REF 139TA5251

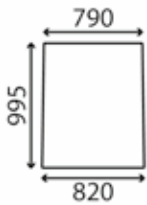


Window, cabin roof

Opening; flat; green tinted

Used on machine type: D, E, F, G, H, I, J, K, L, M, N, O, P, Q, R, S, T, U, V, W, X, Y, Z, AA, AB, AC, AD, AF, AG, AH, AI, AJ, AK

REF 139TA5256

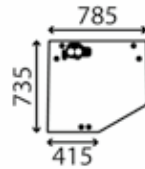


Window, cabin front

Curved; green tinted

Used on machine type: B, C, D, E, F, G, H, I, J, K, L, M, N, O, P, Q, R, S, T, U, V, W, X, Y, Z, AA, AB, AC, AD, AF, AG, AH, AI, AJ, AK

REF 139TA5258

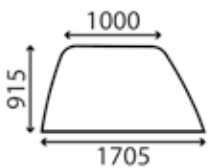


Window, cabin rear

Flat; green tinted; big wiper motor axle at 180,00 mm from LH side; includes print for wiper motor

Used on machine type: G, H, I, J, K, M, N, O, Q, T, U, V, W, Y, AA, AB, AC, AD, AF, AG, AJ, AK

REF 139TA5259



Window, cabin side

RH; flat; green tinted

Used on machine type: B, C, D, E, F, G, H, I, J, K, L, M, N, O, P, Q, R, S, T, U, V, W, X, Y, Z, AA, AB, AC, AD, AF, AG, AH, AI, AJ, AK

REF 139TA5264



Gas spring, cabin rear window

150 N; length: 315,00 mm

Used on machine type: A, B, D, E, F, G, H, I, J, K, M, N, O, P, Q, R, S, T, U, V, W, X, Y, Z, AA, AB, AC, AD, AF, AG, AJ, AK

REF 161TA6129

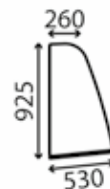


Window, cabin roof

Opening; flat; green tinted

Used on machine type: D, E, F, P, R, S, X, Z

REF 164TA4328



Window, cabin side

LH; flat; green tinted

Used on machine type: B, C, D, E, F, G, H, I, J, K, L, M, N, O, P, Q, R, S, T, U, V, W, X, Y, Z, AA, AB, AC, AD, AF, AG, AH, AI, AJ, AK

REF 164TA4331

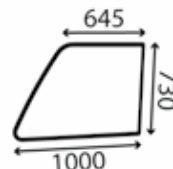


Window, cabin rear

Flat; green tinted; wiper motor axle at +/- 110,00 mm from LH side

Used on machine type: D, E, F, G, H, I, J, K, M, P, Q, R, S, T, U, V, W, X, Y, Z, AA, AB, AC, AD, AF, AG, AJ, AK

REF 164TA4332



Window, cabin LH door upper

Flat; green tinted

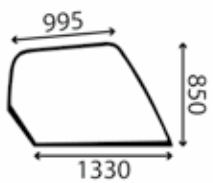
Used on machine type: D, E, F, P, R, S, X, Z

REF 164TA4333



Used on: MANITOU-9

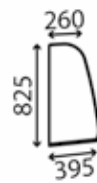
A	MRT 2150 TURBO SE M MOT 1104C 44TA E2	U	MT 1240 L TURBO S2
B	MRT 2440 EPS SE M MOT 1104C 44TA E2	V	MT 1240 L TURBO S3 E2
C	MRT 2540 TURBO SE M MOT 1104C 44TA E2	W	MT 1240 L TURBO ULTRA S3 E2
D	MT 1232 S	X	MT 1330 SL
E	MT 1232 S TURBO	Y	MT 1330 SL S2
F	MT 1232 S TURBO MONO ULTRA	Z	MT 1330 SL TURBO
G	MT 1233 S S2	AA	MT 1330 SL TURBO S2
H	MT 1233 S TURBO MONO ULTRA S2	AB	MT 1332 H SL
I	MT 1233 S TURBO S2	AC	MT 1332 H SL TURBO MONO ULTRA
J	MT 1235 HS TURBO S2 E2	AD	MT 1332 H SL TURBO MONO ULTRA ORH
K	MT 1235 S S3 E2	AE	MT 1332 H SL TURBO MONO ULTRA ORH ARM FR
L	MT 1235 S S3 E3	AF	MT 1333 H SL TURBO
M	MT 1235 S TURBO S3 E2	AG	MT 1335 H SL TURBO MONO ULTRA ORH S2 E2
N	MT 1235 S TURBO S3 E3	AH	MT 1335 H SL TURBO MONO ULTRA ORH S2 E2 ARM
O	MT 1235 S TURBO S4 E3	AI	MT 1335 H SL TURBO ORH RC S2 E2
P	MT 1240 L	AJ	MT 1335 H SL TURBO S2 E2
Q	MT 1240 L S2	AK	MT 1335 H SL TURBO ULTRA S2 E2
R	MT 1240 L TURBO		
S	MT 1240 L TURBO MONO ULTRA		
T	MT 1240 L TURBO MONO ULTRA S2		



Window, cabin side
RH; flat; green tinted

Used on machine type: D, E, F, P, R, S, X, Z

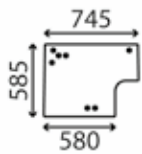
REF 164TA4334



Window, cabin side
LH; flat; green tinted

Used on machine type: D, E, F, P, R, S, X, Z

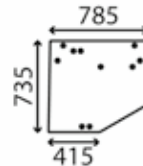
REF 164TA4335



Window, cabin rear
Flat; green tinted

Used on machine type: D, E, F, P, R, S, X, Z

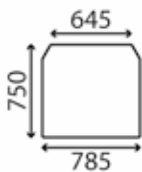
REF 164TA4336



Window, cabin rear

Used on machine type: B

REF 164TA4354



Window, cabin roof
Opening; flat; green tinted

Used on machine type: B, C

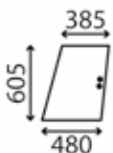
REF 164TA4355



Window, cabin LH door upper
Front; sliding; flat; green tinted

Used on machine type: AE

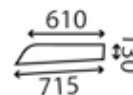
REF 164TA4374



Window, cabin LH door upper
Rear; sliding; green tinted

Used on machine type: AE

REF 164TA4375



Window, cabin LH door upper
Flat; green tinted

Used on machine type: AE

REF 164TA4376



Window, cabin side
LH; flat; green tinted

Used on machine type: A

REF 166TA2200



Window, cabin rear

Flat; green tinted; big wiper motor axle at 180,00 mm from LH side; includes print for wiper motor

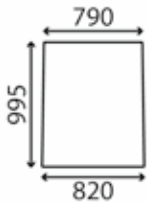
Used on machine type: L

REF 166TA2202



Used on: MANITOU-9

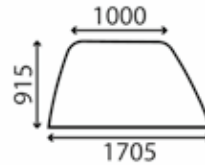
A	MRT 2150 TURBO SE M MOT 1104C 44TA E2	U	MT 1240 L TURBO S2
B	MRT 2440 EPS SE M MOT 1104C 44TA E2	V	MT 1240 L TURBO S3 E2
C	MRT 2540 TURBO SE M MOT 1104C 44TA E2	W	MT 1240 L TURBO ULTRA S3 E2
D	MT 1232 S	X	MT 1330 SL
E	MT 1232 S TURBO	Y	MT 1330 SL S2
F	MT 1232 S TURBO MONO ULTRA	Z	MT 1330 SL TURBO
G	MT 1233 S S2	AA	MT 1330 SL TURBO S2
H	MT 1233 S TURBO MONO ULTRA S2	AB	MT 1332 H SL
I	MT 1233 S TURBO S2	AC	MT 1332 H SL TURBO MONO ULTRA
J	MT 1235 HS TURBO S2 E2	AD	MT 1332 H SL TURBO MONO ULTRA ORH
K	MT 1235 S S3 E2	AE	MT 1332 H SL TURBO MONO ULTRA ORH ARM FR
L	MT 1235 S S3 E3	AF	MT 1333 H SL TURBO
M	MT 1235 S TURBO S3 E2	AG	MT 1335 H SL TURBO MONO ULTRA ORH S2 E2
N	MT 1235 S TURBO S3 E3	AH	MT 1335 H SL TURBO MONO ULTRA ORH S2 E2 ARM
O	MT 1235 S TURBO S4 E3	AI	MT 1335 H SL TURBO ORH RC S2 E2
P	MT 1240 L	AJ	MT 1335 H SL TURBO S2 E2
Q	MT 1240 L S2	AK	MT 1335 H SL TURBO ULTRA S2 E2
R	MT 1240 L TURBO		
S	MT 1240 L TURBO MONO ULTRA		
T	MT 1240 L TURBO MONO ULTRA S2		



Window, cabin front
Curved; green tinted

Used on machine type: A

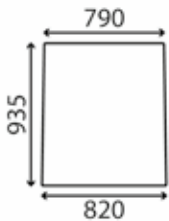
REF 166TA2203



Window, cabin side
RH; flat; green tinted

Used on machine type: A

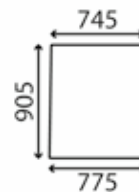
REF 166TA2208



Window, cabin front
Curved; green tinted

Used on machine type: D, E, F, P, R, S, X, Z

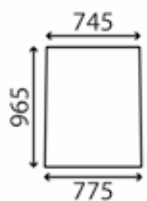
REF 166TA2218



Window, cabin front
Curved; green tinted

Used on machine type: D, E, F, P, R, S, X, Z

REF 166TA2219



Window, cabin front
Curved; green tinted

Used on machine type: D, E, F, P, R, S, X, Z

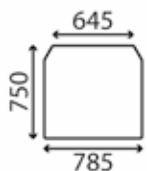
REF 166TA2221



Window, cabin rear
Flat; green tinted

Used on machine type: A

REF 166TA2224



Window, cabin roof
Opening; flat; green tinted

Used on machine type: A

REF 166TA2229



Seal, cabin rear window

Used on machine type: A, B, G, H, I, J, K, M, N, O, Q, T, U, V, W, Y, AA, AB, AC, AD, AF, AG, AJ, AK

REF 166TA2242



Seal, cabin rear window

Used on machine type: A, B, C, J, K, L, M, N, O, V, W, AG, AH, AI, AJ, AK

REF 166TA2243



Seal, cabin front window

Used on machine type: A, B, C, D, E, F, G, H, I, P, Q, R, S, T, U, X, Y, Z, AA, AB, AC, AD, AF, AG

REF 166TA2244



Used on: MANITOU-9

A	MRT 2150 TURBO SE M MOT 1104C 44TA E2	U	MT 1240 L TURBO S2
B	MRT 2440 EPS SE M MOT 1104C 44TA E2	V	MT 1240 L TURBO S3 E2
C	MRT 2540 TURBO SE M MOT 1104C 44TA E2	W	MT 1240 L TURBO ULTRA S3 E2
D	MT 1232 S	X	MT 1330 SL
E	MT 1232 S TURBO	Y	MT 1330 SL S2
F	MT 1232 S TURBO MONO ULTRA	Z	MT 1330 SL TURBO
G	MT 1233 S S2	AA	MT 1330 SL TURBO S2
H	MT 1233 S TURBO MONO ULTRA S2	AB	MT 1332 H SL
I	MT 1233 S TURBO S2	AC	MT 1332 H SL TURBO MONO ULTRA
J	MT 1235 HS TURBO S2 E2	AD	MT 1332 H SL TURBO MONO ULTRA ORH
K	MT 1235 S S3 E2	AE	MT 1332 H SL TURBO MONO ULTRA ORH ARM FR
L	MT 1235 S S3 E3	AF	MT 1333 H SL TURBO
M	MT 1235 S TURBO S3 E2	AG	MT 1335 H SL TURBO MONO ULTRA ORH S2 E2
N	MT 1235 S TURBO S3 E3	AH	MT 1335 H SL TURBO MONO ULTRA ORH S2 E2 ARM
O	MT 1235 S TURBO S4 E3	AI	MT 1335 H SL TURBO ORH RC S2 E2
P	MT 1240 L	AJ	MT 1335 H SL TURBO S2 E2
Q	MT 1240 L S2	AK	MT 1335 H SL TURBO ULTRA S2 E2
R	MT 1240 L TURBO		
S	MT 1240 L TURBO MONO ULTRA		
T	MT 1240 L TURBO MONO ULTRA S2		

Hinge, cabin window

Black plastic



Used on machine type: D, E, F, G, H, I, J, K, M, P, Q, R, S, T, U, V, W, X, Y, Z, AA, AB, AC, AD, AF, AG, AJ, AK

REF 166TA2261

Gas spring, cabin door

Support



Used on machine type: D, E, F, G, H, I, J, K, M, P, Q, R, S, T, U, V, W, X, Y, Z, AA, AB, AC, AD, AF, AG, AJ, AK

REF 166TA2262

Handle, cabin door

1/4 turn



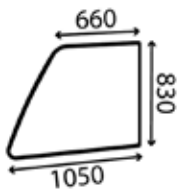
Used on machine type: D, E, F, G, H, I, J, K, M, P, Q, R, S, T, U, V, W, X, Y, Z, AA, AB, AC, AD, AF, AG, AJ, AK

REF 166TA2263



Used on: MANITOU-10

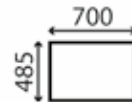
A	MT 1335 SL S3 E2	U	MT 1435 H SL TURBO ULTRA S2 E2
B	MT 1335 SL TURBO S3 E2	V	MT 1435 SL S3 E2
C	MT 1337 SL	W	MT 1435 SL S3 E3
D	MT 1337 SL S2	X	MT 1435 SL TURBO S3 E2
E	MT 1337 SL TURBO	Y	MT 1435 SL TURBO S3 E3
F	MT 1337 SL TURBO MONO ULTRA	Z	MT 1435 SL TURBO S4 E3
G	MT 1337 SL TURBO MONO ULTRA ORH	AA	MT 1440 SL S3 E2
H	MT 1337 SL TURBO MONO ULTRA ORH BENELUX	AB	MT 1440 SL TURBO MONO ULTRA ORH S3 E2
I	MT 1337 SL TURBO MONO ULTRA ORH S2	AC	MT 1440 SL TURBO S3 E2
J	MT 1337 SL TURBO MONO ULTRA S2	AD	MT 1440 SL TURBO S4 E3
K	MT 1337 SL TURBO S2	AE	MT 1440 SL TURBO ULTRA ORH RC S3 E2
L	MT 1340 SL TURBO MONO ULTRA ORH S3 E2	AF	MT 1440 SL TURBO ULTRA S3 E2
M	MT 1340 SL TURBO S3 E2	AG	MT 1445 HL TURBO S2 E2 USA
N	MT 1340 SL TURBO ULTRA ORH RC S3 E2		
O	MT 1340 SL TURBO ULTRA S3 E2		
P	MT 1435 H SL S2 E3		
Q	MT 1435 H SL S3 E3		
R	MT 1435 H SL TURBO MONO ULTRA ORH S2 E2		
S	MT 1435 H SL TURBO S2 E2		
T	MT 1435 H SL TURBO ULTRA ORH RC S2 E2		



Window, cabin LH door upper
Flat; green tinted

Used on machine type: A, B, C, D, E, F, G, H, I, J, K, L, M, N, O, P, Q, R, S, T, U, V, W, X, Y, Z, AA, AB, AC, AD, AE, AF, AG

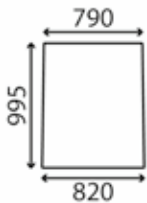
REF 139TA5251



Window, cabin roof
Opening; flat; green tinted

Used on machine type: A, B, C, D, E, F, G, H, I, J, K, L, M, N, O, P, Q, R, S, T, U, V, W, X, Y, Z, AA, AB, AC, AD, AE, AF, AG

REF 139TA5256



Window, cabin front
Curved; green tinted

Used on machine type: A, B, C, D, E, F, G, H, I, J, K, L, M, N, O, P, Q, R, S, T, U, V, W, X, Y, Z, AA, AB, AC, AD, AE, AF, AG

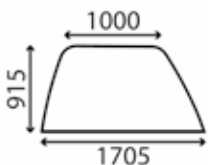
REF 139TA5258



Window, cabin rear
Flat; green tinted; big wiper motor axle at 180,00 mm from LH side; includes print for wiper motor

Used on machine type: A, B, D, H, I, J, K, L, M, N, O, R, S, T, U, V, X, AA, AB, AC, AD, AE, AF, AG

REF 139TA5259



Window, cabin side
RH; flat; green tinted

Used on machine type: A, B, C, D, E, F, G, H, I, J, K, L, M, N, O, P, Q, R, S, T, U, V, W, X, Y, Z, AA, AB, AC, AD, AE, AF, AG

REF 139TA5264



Gas spring, cabin rear window
150 N; length: 315,00 mm

Used on machine type: A, B, C, D, E, F, G, H, I, J, K, L, M, N, O, R, S, T, U, V, X, AA, AB, AC, AD, AE, AF, AG

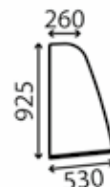
REF 161TA6129



Window, cabin roof
Opening; flat; green tinted

Used on machine type: C, E, F, G

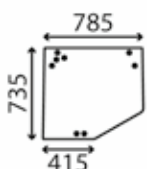
REF 164TA4328



Window, cabin side
LH; flat; green tinted

Used on machine type: A, B, C, D, E, F, G, H, I, J, K, L, M, N, O, P, Q, R, S, T, U, V, W, X, Y, Z, AA, AB, AC, AD, AE, AF, AG

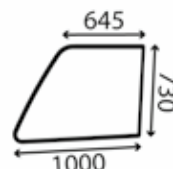
REF 164TA4331



Window, cabin rear
Flat; green tinted; wiper motor axle at +/- 110,00 mm from LH side

Used on machine type: A, B, C, D, E, F, G, H, I, J, K, L, M, N, O, R, S, T, U, V, X, AA, AB, AC, AE, AF, AG

REF 164TA4332



Window, cabin LH door upper
Flat; green tinted

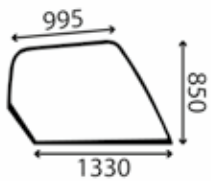
Used on machine type: C, E, F, G

REF 164TA4333



Used on: MANITOU-10

A	MT 1335 SL S3 E2	U	MT 1435 H SL TURBO ULTRA S2 E2
B	MT 1335 SL TURBO S3 E2	V	MT 1435 SL S3 E2
C	MT 1337 SL	W	MT 1435 SL S3 E3
D	MT 1337 SL S2	X	MT 1435 SL TURBO S3 E2
E	MT 1337 SL TURBO	Y	MT 1435 SL TURBO S3 E3
F	MT 1337 SL TURBO MONO ULTRA	Z	MT 1435 SL TURBO S4 E3
G	MT 1337 SL TURBO MONO ULTRA ORH	AA	MT 1440 SL S3 E2
H	MT 1337 SL TURBO MONO ULTRA ORH BENELUX	AB	MT 1440 SL TURBO MONO ULTRA ORH S3 E2
I	MT 1337 SL TURBO MONO ULTRA ORH S2	AC	MT 1440 SL TURBO S3 E2
J	MT 1337 SL TURBO MONO ULTRA S2	AD	MT 1440 SL TURBO S4 E3
K	MT 1337 SL TURBO S2	AE	MT 1440 SL TURBO ULTRA ORH RC S3 E2
L	MT 1340 SL TURBO MONO ULTRA ORH S3 E2	AF	MT 1440 SL TURBO ULTRA S3 E2
M	MT 1340 SL TURBO S3 E2	AG	MT 1445 HL TURBO S2 E2 USA
N	MT 1340 SL TURBO ULTRA ORH RC S3 E2		
O	MT 1340 SL TURBO ULTRA S3 E2		
P	MT 1435 H SL S2 E3		
Q	MT 1435 H SL S3 E3		
R	MT 1435 H SL TURBO MONO ULTRA ORH S2 E2		
S	MT 1435 H SL TURBO S2 E2		
T	MT 1435 H SL TURBO ULTRA ORH RC S2 E2		

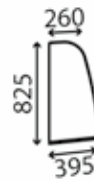


Window, cabin side

RH; flat; green tinted

Used on machine type: C, E, F, G

REF 164TA4334

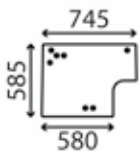


Window, cabin side

LH; flat; green tinted

Used on machine type: C, E, F, G

REF 164TA4335



Window, cabin rear

Flat; green tinted

Used on machine type: C, E, F, G

REF 164TA4336

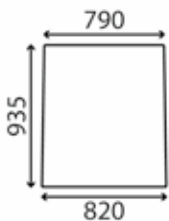


Window, cabin rear

Flat; green tinted; wiper motor axle at +/- 110,00 mm from LH side

Used on machine type: AD

REF 166TA2201

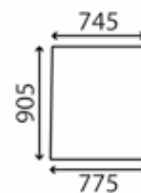


Window, cabin front

Curved; green tinted

Used on machine type: C, E, F, G

REF 166TA2218

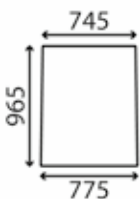


Window, cabin front

Curved; green tinted

Used on machine type: C, E, F, G

REF 166TA2219



Window, cabin front

Curved; green tinted

Used on machine type: C, E, F, G

REF 166TA2221



Seal, cabin rear window

Used on machine type: A, B, D, H, I, J, K, L, M, N, O, R, S, T, U, V, X, AA, AB, AC, AD, AE, AF, AG

REF 166TA2242



Seal, cabin rear window

Used on machine type: L, M, N, O, P, Q, R, S, T, U, V, W, X, Y, Z, AA, AB, AC, AD, AE, AF, AG

REF 166TA2243



Seal, cabin front window

Used on machine type: A, B, C, D, E, F, G, H, I, J, K

REF 166TA2244



Used on: MANITOU-10

A	MT 1335 SL S3 E2	U	MT 1435 H SL TURBO ULTRA S2 E2
B	MT 1335 SL TURBO S3 E2	V	MT 1435 SL S3 E2
C	MT 1337 SL	W	MT 1435 SL S3 E3
D	MT 1337 SL S2	X	MT 1435 SL TURBO S3 E2
E	MT 1337 SL TURBO	Y	MT 1435 SL TURBO S3 E3
F	MT 1337 SL TURBO MONO ULTRA	Z	MT 1435 SL TURBO S4 E3
G	MT 1337 SL TURBO MONO ULTRA ORH	AA	MT 1440 SL S3 E2
H	MT 1337 SL TURBO MONO ULTRA ORH BENELUX	AB	MT 1440 SL TURBO MONO ULTRA ORH S3 E2
I	MT 1337 SL TURBO MONO ULTRA ORH S2	AC	MT 1440 SL TURBO S3 E2
J	MT 1337 SL TURBO MONO ULTRA S2	AD	MT 1440 SL TURBO S4 E3
K	MT 1337 SL TURBO S2	AE	MT 1440 SL TURBO ULTRA ORH RC S3 E2
L	MT 1340 SL TURBO MONO ULTRA ORH S3 E2	AF	MT 1440 SL TURBO ULTRA S3 E2
M	MT 1340 SL TURBO S3 E2	AG	MT 1445 HL TURBO S2 E2 USA
N	MT 1340 SL TURBO ULTRA ORH RC S3 E2		
O	MT 1340 SL TURBO ULTRA S3 E2		
P	MT 1435 H SL S2 E3		
Q	MT 1435 H SL S3 E3		
R	MT 1435 H SL TURBO MONO ULTRA ORH S2 E2		
S	MT 1435 H SL TURBO S2 E2		
T	MT 1435 H SL TURBO ULTRA ORH RC S2 E2		

Hinge, cabin window

Black plastic



Used on machine type: A, B, C, D, E, F, G, H, I, J, K, L, M, N, O, R, S, T, U, V, X, AA, AB, AC, AE, AF, AG

REF 166TA2261

Gas spring, cabin door

Support



Used on machine type: A, B, C, D, E, F, G, H, I, J, K, L, M, N, O, R, S, T, U, V, X, AA, AB, AC, AE, AF, AG

REF 166TA2262

Handle, cabin door

1/4 turn



Used on machine type: A, B, C, D, E, F, G, H, I, J, K, L, M, N, O, R, S, T, U, V, X, AA, AB, AC, AE, AF, AG

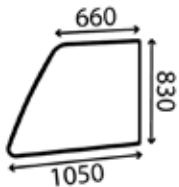
REF 166TA2263



Used on: MANITOU-11

- A MT 1637 H SL TURBO
- B MT 1637 H SL TURBO MONO ULTRA
- C MT 1637 SL
- D MT 1637 SL S2
- E MT 1637 SL TURBO
- F MT 1637 SL TURBO MONO ULTRA
- G MT 1637 SL TURBO MONO ULTRA ORH
- H MT 1637 SL TURBO MONO ULTRA ORH S2
- I MT 1637 SL TURBO MONO ULTRA S2
- J MT 1637 SL TURBO S2
- K MT 1645 HSL TURBO MONO ULTRA USA
- L MT 1740 SL S2
- M MT 1740 SL TURBO MONO ULTRA ORH S2
- N MT 1740 SL TURBO MONO ULTRA ORH S3 E2
- O MT 1740 SL TURBO S2
- P MT 1740 SL TURBO S3 E2
- Q MT 1740 SL TURBO S3 E3
- R MT 1740 SL TURBO ULTRA ORH RC S3 E2
- S MT 1740 SL TURBO ULTRA S3 E2
- T MT 1745 HSL TURBO MONO ULTRA USA S2 E2

- U MT 1745 HSL TURBO ULTRA ORH RC S2 E2
- V MT 1745 HSL TURBO ULTRA S2 E2

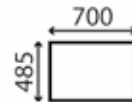


Window, cabin LH door upper

Flat; green tinted

Used on machine type: A, B, C, D, E, F, G, H, I, J, L, M, N, O, P, Q, R, S, U, V

REF 139TA5251

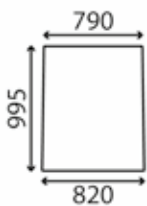


Window, cabin roof

Opening; flat; green tinted

Used on machine type: A, B, C, D, E, F, G, H, I, J, K, L, M, N, O, P, Q, R, S, T, U, V

REF 139TA5256



Window, cabin front

Curved; green tinted

Used on machine type: A, B, C, D, E, F, G, H, I, J, L, M, N, O, P, Q, R, S, U, V

REF 139TA5258

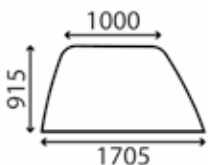


Window, cabin rear

Flat; green tinted; big wiper motor axle at 180,00 mm from LH side; includes print for wiper motor

Used on machine type: A, B, D, H, I, J, L, M, N, O, P, Q, R, S, U, V

REF 139TA5259



Window, cabin side

RH; flat; green tinted

Used on machine type: A, B, C, D, E, F, G, H, I, J, K, L, M, N, O, P, Q, R, S, T, U, V

REF 139TA5264



Gas spring, cabin rear window

150 N; length: 315,00 mm

Used on machine type: A, B, C, D, E, F, G, H, I, J, L, M, N, O, P, Q, R, S, U, V

REF 161TA6129

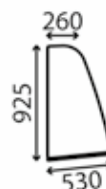


Window, cabin roof

Opening; flat; green tinted

Used on machine type: C, E, F, G

REF 164TA4328

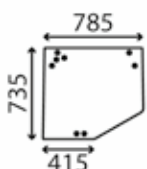


Window, cabin side

LH; flat; green tinted

Used on machine type: A, B, C, D, E, F, G, H, I, J, L, M, N, O, P, Q, R, S, U, V

REF 164TA4331

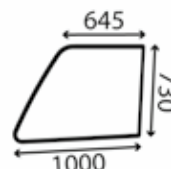


Window, cabin rear

Flat; green tinted; wiper motor axle at +/- 110,00 mm from LH side

Used on machine type: A, B, C, D, E, F, G, H, I, J, L, M, N, O, P, R, S, U, V

REF 164TA4332



Window, cabin LH door upper

Flat; green tinted

Used on machine type: C, E, F, G

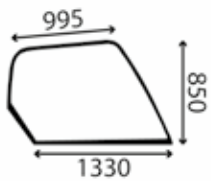
REF 164TA4333



Used on: MANITOU-11

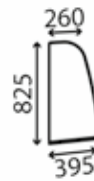
- A MT 1637 H SL TURBO
- B MT 1637 H SL TURBO MONO ULTRA
- C MT 1637 SL
- D MT 1637 SL S2
- E MT 1637 SL TURBO
- F MT 1637 SL TURBO MONO ULTRA
- G MT 1637 SL TURBO MONO ULTRA ORH
- H MT 1637 SL TURBO MONO ULTRA ORH S2
- I MT 1637 SL TURBO MONO ULTRA S2
- J MT 1637 SL TURBO S2
- K MT 1645 HSL TURBO MONO ULTRA USA
- L MT 1740 SL S2
- M MT 1740 SL TURBO MONO ULTRA ORH S2
- N MT 1740 SL TURBO MONO ULTRA ORH S3 E2
- O MT 1740 SL TURBO S2
- P MT 1740 SL TURBO S3 E2
- Q MT 1740 SL TURBO S3 E3
- R MT 1740 SL TURBO ULTRA ORH RC S3 E2
- S MT 1740 SL TURBO ULTRA S3 E2
- T MT 1745 HSL TURBO MONO ULTRA USA S2 E2

- U MT 1745 HSL TURBO ULTRA ORH RC S2 E2
- V MT 1745 HSL TURBO ULTRA S2 E2



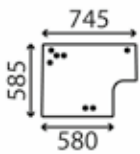
Window, cabin side
RH; flat; green tinted

Used on machine type: C, E, F, G
REF 164TA4334



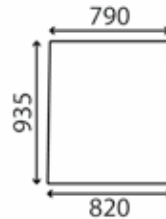
Window, cabin side
LH; flat; green tinted

Used on machine type: C, E, F, G
REF 164TA4335



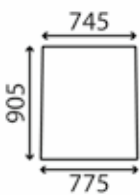
Window, cabin rear
Flat; green tinted

Used on machine type: C, E, F, G
REF 164TA4336



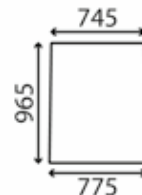
Window, cabin front
Curved; green tinted

Used on machine type: C, E, F, G
REF 166TA2218



Window, cabin front
Curved; green tinted

Used on machine type: C, E, F, G
REF 166TA2219



Window, cabin front
Curved; green tinted

Used on machine type: C, E, F, G
REF 166TA2221



Seal, cabin rear window

Used on machine type: A, B, D, H, I, J, L, M, N, O, P, Q, R, S, U, V
REF 166TA2242



Seal, cabin rear window

Used on machine type: M, N, P, Q, R, S, U, V
REF 166TA2243



Seal, cabin front window

Used on machine type: A, B, C, D, E, F, G, H, I, J, L, O
REF 166TA2244



Hinge, cabin window
Black plastic

Used on machine type: A, B, C, D, E, F, G, H, I, J, L, M, N, O, P, R, S, U, V
REF 166TA2261



Used on: MANITOU-11

A	MT 1637 H SL TURBO	U	MT 1745 HSL TURBO ULTRA ORH RC S2 E2
B	MT 1637 H SL TURBO MONO ULTRA	V	MT 1745 HSL TURBO ULTRA S2 E2
C	MT 1637 SL		
D	MT 1637 SL S2		
E	MT 1637 SL TURBO		
F	MT 1637 SL TURBO MONO ULTRA		
G	MT 1637 SL TURBO MONO ULTRA ORH		
H	MT 1637 SL TURBO MONO ULTRA ORH S2		
I	MT 1637 SL TURBO MONO ULTRA S2		
J	MT 1637 SL TURBO S2		
K	MT 1645 HSL TURBO MONO ULTRA USA		
L	MT 1740 SL S2		
M	MT 1740 SL TURBO MONO ULTRA ORH S2		
N	MT 1740 SL TURBO MONO ULTRA ORH S3 E2		
O	MT 1740 SL TURBO S2		
P	MT 1740 SL TURBO S3 E2		
Q	MT 1740 SL TURBO S3 E3		
R	MT 1740 SL TURBO ULTRA ORH RC S3 E2		
S	MT 1740 SL TURBO ULTRA S3 E2		
T	MT 1745 HSL TURBO MONO ULTRA USA S2 E2		



Gas spring, cabin door
Support

Used on machine type: A, B, C, D, E, F, G, H, I, J, L, M, N, O, P, R, S, U, V

REF 166TA2262



Handle, cabin door
1/4 turn

Used on machine type: A, B, C, D, E, F, G, H, I, J, L, M, N, O, P, R, S, U, V

REF 166TA2263



Used on: MANITOU-12

A	MT 728-2	K	MT 845 TURBO	U	MT 940 L S2
B	MT 728-2 TURBO	L	MT 845 TURBO MONO ULTRA	V	MT 940 L TURBO
C	MT 728-4	M	MT 845 TURBO S2	W	MT 940 L TURBO MONO ULTRA
D	MT 728-4 TURBO	N	MT 927-4 USA	X	MT 940 L TURBO MONO ULTRA S2
E	MT 835-120 LS S2	O	MT 928-4	Y	MT 940 L TURBO S2
F	MT 835 MONO ULTRA	P	MT 928-4 TURBO	Z	MT 940 L TURBO S3 E2
G	MT 835 TURBO MONO ULTRA	Q	MT 940 HL TURBO	AA	MT 940 L TURBO S3 E3
H	MT 845	R	MT 940 L		
I	MT 845 H TURBO	S	MT 940 L 120 LS USA		
J	MT 845 S2	T	MT 940 LAT		

Window, cabin LH door upper
Flat; green tinted

Used on machine type: E, F, G, H, I, J, K, L, M, Q, R, S, U, V, W, X, Y, Z, AA

REF 139TA5251

Window, cabin roof
Opening; flat; green tinted

Used on machine type: A, B, C, D, E, F, G, H, I, J, K, L, M, O, P, Q, R, S, T, U, V, W, X, Y, Z, AA

REF 139TA5256

Window, cabin front
Curved; green tinted

Used on machine type: A, B, C, D, E, F, G, H, I, J, K, L, M, O, P, Q, R, S, U, V, W, X, Y, Z, AA

REF 139TA5258

Window, cabin rear
Flat; green tinted; big wiper motor axle at 180,00 mm from LH side; includes print for wiper motor

Used on machine type: I, J, M, Q, U, X, Y, Z

REF 139TA5259

Window, cabin side
RH; flat; green tinted

Used on machine type: A, B, C, D, E, F, G, H, I, J, K, L, M, O, P, Q, R, S, T, U, V, W, X, Y, Z, AA

REF 139TA5264

Gas spring, cabin rear window
150 N; length: 315,00 mm

Used on machine type: A, B, C, D, E, F, G, H, I, J, K, L, M, O, P, Q, R, S, T, U, V, W, X, Y, Z

REF 161TA6129

Window, cabin LH door upper
Flat; green tinted

Used on machine type: A, B, C, D, O, P

REF 164TA4322

Window, cabin LH door upper
Flat; green tinted

Used on machine type: A, C

REF 164TA4323

Window, cabin side
RH; flat; green tinted

Used on machine type: A, B, C, D, N, O, P

REF 164TA4324

Window, cabin side
RH; flat; green tinted

Used on machine type: A, C

REF 164TA4325

Window, cabin side
LH; flat; green tinted

Used on machine type: A, B, C, D, O, P

REF 164TA4326

Window, cabin side
LH; flat; green tinted

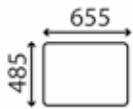
Used on machine type: A, C

REF 164TA4327



Used on: MANITOU-12

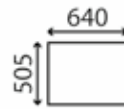
A	MT 728-2	K	MT 845 TURBO	U	MT 940 L S2
B	MT 728-2 TURBO	L	MT 845 TURBO MONO ULTRA	V	MT 940 L TURBO
C	MT 728-4	M	MT 845 TURBO S2	W	MT 940 L TURBO MONO ULTRA
D	MT 728-4 TURBO	N	MT 927-4 USA	X	MT 940 L TURBO MONO ULTRA S2
E	MT 835-120 LS S2	O	MT 928-4	Y	MT 940 L TURBO S2
F	MT 835 MONO ULTRA	P	MT 928-4 TURBO	Z	MT 940 L TURBO S3 E2
G	MT 835 TURBO MONO ULTRA	Q	MT 940 HL TURBO	AA	MT 940 L TURBO S3 E3
H	MT 845	R	MT 940 L		
I	MT 845 H TURBO	S	MT 940 L 120 LS USA		
J	MT 845 S2	T	MT 940 LAT		



Window, cabin roof
Opening; flat; green tinted

Used on machine type: E, H, K, L, O, P, R, V, W

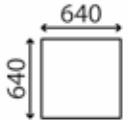
REF 164TA4328



Window, cabin roof
Opening; flat; green tinted

Used on machine type: A, B, C, D, N, O, P

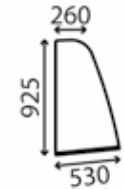
REF 164TA4329



Window, cabin roof
Opening; flat; green tinted

Used on machine type: A, C

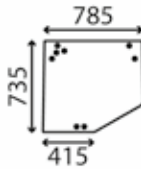
REF 164TA4330



Window, cabin side
LH; flat; green tinted

Used on machine type: A, B, C, D, E, F, G, H, I, J, K, L, M, O, P, Q, R, S, T, U, V, W, X, Y, Z, AA

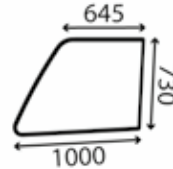
REF 164TA4331



Window, cabin rear
Flat; green tinted; wiper motor axle at +/- 110,00 mm from LH side

Used on machine type: A, B, C, D, E, F, G, H, I, J, K, L, M, O, P, Q, R, S, U, V, W, X, Y, Z

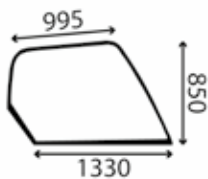
REF 164TA4332



Window, cabin LH door upper
Flat; green tinted

Used on machine type: A, B, C, D, E, H, K, L, O, P, R, V, W

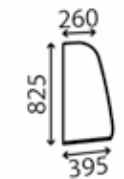
REF 164TA4333



Window, cabin side
RH; flat; green tinted

Used on machine type: A, B, C, D, E, H, K, L, O, P, R, V, W

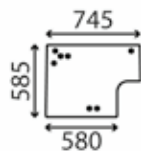
REF 164TA4334



Window, cabin side
LH; flat; green tinted

Used on machine type: A, B, C, D, E, H, K, L, O, P, R, V, W

REF 164TA4335



Window, cabin rear
Flat; green tinted

Used on machine type: A, B, C, D, E, H, K, L, O, P, R, V, W

REF 164TA4336



Window, cabin side
LH; front; flat; green tinted

Used on machine type: T

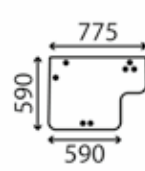
REF 164TA4370



Window, cabin rear
Flat; green tinted

Used on machine type: T

REF 164TA4371



Window, cabin rear
Curved; green tinted

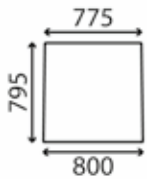
Used on machine type: A, B, C, D, O, P

REF 164TA6456



Used on: MANITOU-12

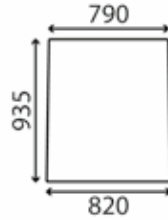
A MT 728-2	K MT 845 TURBO	U MT 940 L S2
B MT 728-2 TURBO	L MT 845 TURBO MONO ULTRA	V MT 940 L TURBO
C MT 728-4	M MT 845 TURBO S2	W MT 940 L TURBO MONO ULTRA
D MT 728-4 TURBO	N MT 927-4 USA	X MT 940 L TURBO MONO ULTRA S2
E MT 835-120 LS S2	O MT 928-4	Y MT 940 L TURBO S2
F MT 835 MONO ULTRA	P MT 928-4 TURBO	Z MT 940 L TURBO S3 E2
G MT 835 TURBO MONO ULTRA	Q MT 940 HL TURBO	AA MT 940 L TURBO S3 E3
H MT 845	R MT 940 L	
I MT 845 H TURBO	S MT 940 L 120 LS USA	
J MT 845 S2	T MT 940 LAT	



Window, cabin front
Curved; green tinted

Used on machine type: A, C

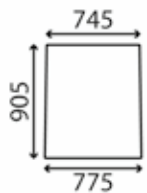
REF 166TA2210



Window, cabin front
Curved; green tinted

Used on machine type: A, B, C, D, E, F, G, H, K, L, O, P, R, T, V, W

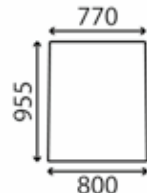
REF 166TA2218



Window, cabin front
Curved; green tinted

Used on machine type: A, B, C, D, E, H, K, L, O, P, R, V, W

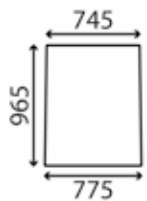
REF 166TA2219



Window, cabin front
Curved; green tinted

Used on machine type: A, B, C, D, O, P

REF 166TA2220



Window, cabin front
Curved; green tinted

Used on machine type: A, B, C, D, E, H, K, L, O, P, R, V, W

REF 166TA2221



Seal, cabin rear window

Used on machine type: I, J, M, Q, U, X, Y, Z

REF 166TA2242



Seal, cabin rear window

Used on machine type: Z, AA

REF 166TA2243



Seal, cabin front window

Used on machine type: A, B, C, D, E, F, G, H, I, J, K, L, M, O, P, Q, R, S, T, U, V, W, X, Y

REF 166TA2244



Hinge, cabin window
Black plastic

Used on machine type: A, B, C, D, E, F, G, H, I, J, K, L, M, O, P, Q, R, S, T, U, V, W, X, Y, Z

REF 166TA2261



Gas spring, cabin door
Support

Used on machine type: A, B, C, D, E, F, G, H, I, J, K, L, M, O, P, Q, R, S, T, U, V, W, X, Y, Z

REF 166TA2262



Handle, cabin door
1/4 turn

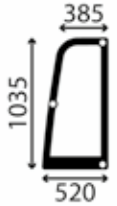
Used on machine type: A, B, C, D, E, F, G, H, I, J, K, L, M, O, P, Q, R, S, T, U, V, W, X, Y, Z

REF 166TA2263



Used on: MANITOU-13

- A MLA 627
- B MLA 627 TURBO
- C MLA 628-120 LS TURBO POWERSHIFT S2
- D MLA 628-120 LSU POWERSHIFT S3 E2
- E MLA 628 TURBO
- F MLA 628 TURBO POWERSHIFT S2
- G MLA 628 TURBO POWERSHIFT S3 E2



Window, cabin side
RH; flat; bronze tinted

Used on machine type: A, B, E

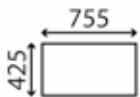
REF 164TA4301



Window, cabin side
LH; flat; bronze tinted

Used on machine type: A, B, E

REF 164TA4302



Window, cabin roof
Opening; flat; clear

Used on machine type: A, B, E

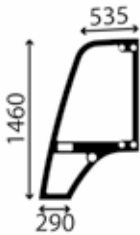
REF 164TA4303



Window, cabin RH door
Flat; green tinted

Used on machine type: C, D, F, G

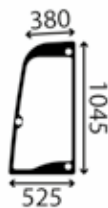
REF 164TA4304



Window, cabin LH door
Flat; green tinted

Used on machine type: C, D, F, G

REF 164TA4305



Window, cabin side
RH; flat; green tinted

Used on machine type: C, D, F, G

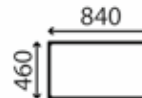
REF 164TA4306



Window, cabin side
LH; flat; green tinted

Used on machine type: C, D, F, G

REF 164TA4307



Window, cabin roof
Opening; flat; green tinted

Used on machine type: C, D, F, G

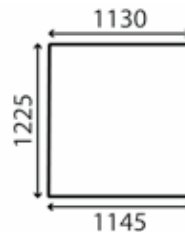
REF 164TA4308



Window, cabin roof
Opening; flat; green tinted

Used on machine type: D, G

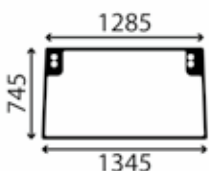
REF 165TA3432



Window, cabin front
Curved; green tinted

Used on machine type: C, D, F, G

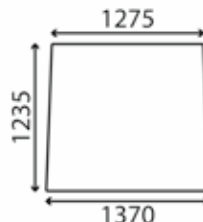
REF 166TA2195



Window, cabin rear
De-icing; curved; green tinted

Used on machine type: C, D, F, G

REF 166TA2196



Window, cabin front
Curved; clear

Used on machine type: A, B, E

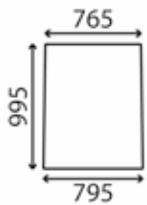
REF 166TA2216



Used on: MANITOU-14

- A MLT 523 TURBO EVOLUTION SC E3
- B MLT 523 TURBO MONO ULTRA SB E2
- C MLT 523 TURBO SB E2
- D MLT 526 COMPACT SA
- E MLT 526 MONO ULTRA COMPACT SA
- F MLT 526 SA
- G MLT 526 TURBO COMPACT SA
- H MLT 526 TURBO MONO ULTRA COMPACT SA
- I MLT 526 TURBO MONO ULTRA SA
- J MLT 526 TURBO S2
- K MLT 526 TURBO SA
- L MLT 627 COMPACT SB E2
- M MLT 627 COMPACT SB E2 USA
- N MLT 627 MONO ULTRA COMPACT SB E2
- O MLT 627 SB E2
- P MLT 627 T EVOLUTION 20P SC E3
- Q MLT 627 T EVOLUTION 24P SC E3
- R MLT 627 T EVOLUTION COMPACT 20 P SC E3
- S MLT 627 TURBO COMPACT SB E2
- T MLT 627 TURBO MONO ULTRA COMPACT SB E2

- U MLT 627 TURBO MONO ULTRA SB E2
- V MLT 627 TURBO MONO ULTRA SB E2 USA
- W MLT 627 TURBO SB E2
- X MT 523 MONO ULTRA SA
- Y MT 523 MONO ULTRA SB E2
- Z MT 523 SA
- AA MT 523 SB E2
- AB MT 523 SB E2 USA
- AC MT 620 SB E2
- AD MT 620 TURBO EVOLUTION SC E3

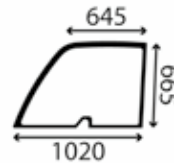


Window, cabin front

Curved; green tinted

Used on machine type: A, B, C, D, E, F, G, H, I, J, K, L, M, N, O, P, Q, R, S, T, U, V, W, X, Y, Z, AA, AB, AC, AD

REF 139TA5252

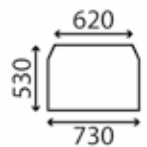


Window, cabin LH door upper

Flat; green tinted

Used on machine type: B

REF 139TA5257



Window, cabin roof

Opening; curved; green tinted

Used on machine type: A, B, C, D, E, F, G, H, I, J, K, L, M, N, O, P, Q, R, S, T, U, V, W, X, Y, Z, AA, AB, AC, AD

REF 139TA5260

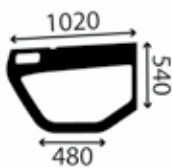


Gas spring, cabin rear window

150 N; length: 315,00 mm

Used on machine type: A, B, C, D, E, F, G, H, I, J, K, L, M, N, O, P, Q, R, S, T, U, V, W, X, Y, Z, AA, AB, AC, AD

REF 161TA6129



Window, cabin LH door lower

Flat; green tinted

Used on machine type: A, B, C, D, E, F, G, H, I, J, K, L, N, O, P, Q, R, S, T, U, W, X, Y, Z, AA, AB, AC

REF 164TA4292

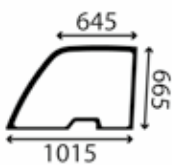


Window, cabin side

LH; flat; green tinted

Used on machine type: A, P, Q, R

REF 164TA4295

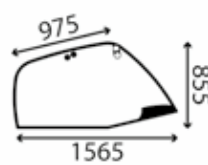


Window, cabin LH door upper

Flat; green tinted

Used on machine type: A, B, D, E, F, G, H, I, J, K, L, N, O, P, Q, R, S, T, U, W, X, Y, Z, AA, AB, AC

REF 164TA4317

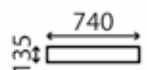


Window, cabin side

RH; flat; green tinted

Used on machine type: A, P, Q, R, AD

REF 164TA4318

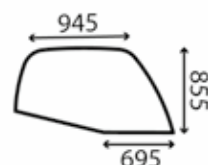


Window, cabin rear

Lower; flat; green tinted

Used on machine type: A, B, C, D, E, F, G, H, I, J, K, L, M, N, O, P, Q, R, S, T, U, V, W, X, Y, Z, AA, AB, AC, AD

REF 164TA4319



Window, cabin side

RH; flat; green tinted

Used on machine type: B, C, D, E, F, G, H, I, J, K, L, N, O, S, T, U, W, X, Y, Z, AA, AB, AC

REF 164TA4320



Used on: MANITOU-14

A	MLT 523 TURBO EVOLUTION SC E3	U	MLT 627 TURBO MONO ULTRA SB E2
B	MLT 523 TURBO MONO ULTRA SB E2	V	MLT 627 TURBO MONO ULTRA SB E2 USA
C	MLT 523 TURBO SB E2	W	MLT 627 TURBO SB E2
D	MLT 526 COMPACT SA	X	MT 523 MONO ULTRA SA
E	MLT 526 MONO ULTRA COMPACT SA	Y	MT 523 MONO ULTRA SB E2
F	MLT 526 SA	Z	MT 523 SA
G	MLT 526 TURBO COMPACT SA	AA	MT 523 SB E2
H	MLT 526 TURBO MONO ULTRA COMPACT SA	AB	MT 523 SB E2 USA
I	MLT 526 TURBO MONO ULTRA SA	AC	MT 620 SB E2
J	MLT 526 TURBO S2	AD	MT 620 TURBO EVOLUTION SC E3
K	MLT 526 TURBO SA		
L	MLT 627 COMPACT SB E2		
M	MLT 627 COMPACT SB E2 USA		
N	MLT 627 MONO ULTRA COMPACT SB E2		
O	MLT 627 SB E2		
P	MLT 627 T EVOLUTION 20P SC E3		
Q	MLT 627 T EVOLUTION 24P SC E3		
R	MLT 627 T EVOLUTION COMPACT 20 P SC E3		
S	MLT 627 TURBO COMPACT SB E2		
T	MLT 627 TURBO MONO ULTRA COMPACT SB E2		

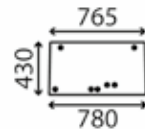


Window, cabin side

LH; flat; green tinted

Used on machine type: B, C, D, E, F, G, H, I, J, K, L, N, O, S, T, U, W, X, Y, Z, AA, AB, AC

REF 164TA4321

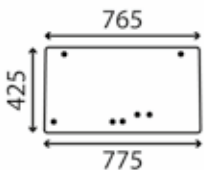


Window, cabin rear

De-icing; curved; green tinted

Used on machine type: B

REF 166TA2207



Window, cabin rear

Curved; green tinted

Used on machine type: A, B, C, D, E, F, G, H, I, J, K, L, M, N, O, P, Q, R, S, T, U, V, W, X, Y, Z, AA, AB, AC, AD

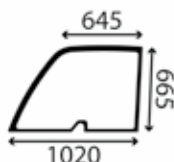
REF 166TA2238



Used on: MANITOU-15

A MLT 634-120 LSU POWERSHIFT SE E3
 B MLT 634-120 LSU POWERSHIFT SG E3
 C MLT 634-120 LSU SE E3
 D MLT 634-120 LSU SG E3
 E MLT 634 TURBO LSU
 F MLT 634 TURBO LSU SE E3
 G MLT 731 TURBO SE E3
 H MLT 731 TURBO SF E3
 I MLT 735-120 LSU POWERSHIFT S5 E3
 J MLT 735-120 LSU POWERSHIFT S6 E3
 K MLT 735-120 LSU S5 E3
 L MLT 735-120 LSU S6 E3
 M MLT 735-120 LSU S7 E3
 N MLT 735 H E2
 O MLT 735 H E3
 P MLT 735 H S2 E3
 Q MLT 735 TURBO LSU
 R MLT 735 TURBO LSU S5 E3
 S MLT 735 TURBO LSU S6 E3
 T MLT 741-120 H LSU

U MLT 741-120 LSU POWERSHIFT S5 E3
 V MLT 741-120 LSU S5 E3
 W MLT 741-120 LSU S6 E3
 X MLT 940-120 H LSU
 Y MLT 940 H LSU E3
 Z MLT 940 H LSU S2 E3
 AA MLT 940 H LSU TUV E3
 AB MLT 940 H S3 E3
 AC MLT 1035 L TURBO LSU S5 E3



Window, cabin LH door upper

Flat; green tinted

Used on machine type: A, C, E, F, G, H, I, J, K, L, M, N, O, P, Q, R, S, U, V, W, X, Y, Z, AA, AB, AC

REF 139TA5257



Window, cabin side

LH; flat; green tinted

Used on machine type: A, B, C, D, E, F, G, H, I, J, K, L, M, N, O, P, Q, R, S, T, U, V, W, X, Y, Z, AA, AB, AC

REF 139TA5263

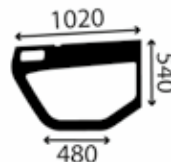


Gas spring, cabin rear window

150 N; length: 315,00 mm

Used on machine type: A, C, E, F, H, I, J, K, L, N, Q, R, S, T, U, V, W, X, Y, Z, AA, AC

REF 161TA6129

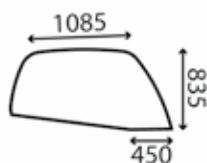


Window, cabin LH door lower

Flat; green tinted

Used on machine type: A, C, E, F, G, H, I, J, K, L, M, N, O, P, Q, R, S, U, V, W, X, Y, Z, AA, AB, AC

REF 164TA4292



Window, cabin side

RH; flat; green tinted

Used on machine type: N, T, X

REF 164TA4293

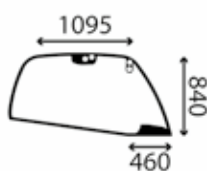


Window, cabin side

LH; flat; green tinted

Used on machine type: Y, Z, AA

REF 164TA4295

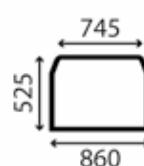


Window, cabin side

RH; flat; green tinted

Used on machine type: A, B, C, D, E, F, G, H, I, J, K, L, Q, R, S, U, V, W, AC

REF 164TA4348

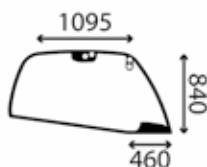


Window, cabin roof

Opening; curved; green tinted

Used on machine type: A, C, E, F, G, H, I, J, K, L, M, Q, R, S, U, V, W, AC

REF 164TA4350

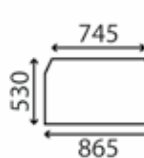


Window, cabin side

RH; flat; green tinted

Used on machine type: H, M

REF 165TA3435



Window, cabin roof

Curved; green tinted

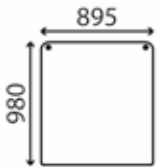
Used on machine type: N, O, P, T, X, Y, Z, AA, AB

REF 166TA2198



Used on: MANITOU-15

A	MLT 634-120 LSU POWERSHIFT SE E3	U	MLT 741-120 LSU POWERSHIFT S5 E3
B	MLT 634-120 LSU POWERSHIFT SG E3	V	MLT 741-120 LSU S5 E3
C	MLT 634-120 LSU SE E3	W	MLT 741-120 LSU S6 E3
D	MLT 634-120 LSU SG E3	X	MLT 940-120 H LSU
E	MLT 634 TURBO LSU	Y	MLT 940 H LSU E3
F	MLT 634 TURBO LSU SE E3	Z	MLT 940 H LSU S2 E3
G	MLT 731 TURBO SE E3	AA	MLT 940 H LSU TUV E3
H	MLT 731 TURBO SF E3	AB	MLT 940 H S3 E3
I	MLT 735-120 LSU POWERSHIFT S5 E3	AC	MLT 1035 L TURBO LSU S5 E3
J	MLT 735-120 LSU POWERSHIFT S6 E3		
K	MLT 735-120 LSU S5 E3		
L	MLT 735-120 LSU S6 E3		
M	MLT 735-120 LSU S7 E3		
N	MLT 735 H E2		
O	MLT 735 H E3		
P	MLT 735 H S2 E3		
Q	MLT 735 TURBO LSU		
R	MLT 735 TURBO LSU S5 E3		
S	MLT 735 TURBO LSU S6 E3		
T	MLT 741-120 H LSU		

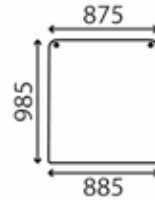


Window, cabin front

Curved; green tinted

Used on machine type: N, O, P, T, X, Y, Z, AA, AB

REF 166TA2222

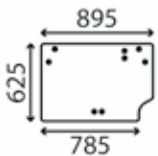


Window, cabin front

Curved; green tinted

Used on machine type: A, C, E, F, G, I, K, Q, R, U, V, AC

REF 166TA2223

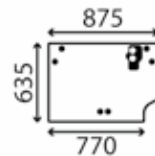


Window, cabin rear

Curved; green tinted

Used on machine type: A, C, E, F, G, H, I, K, M, N, O, P, Q, R, T, U, V, X, Y, Z, AA, AB, AC

REF 166TA2225

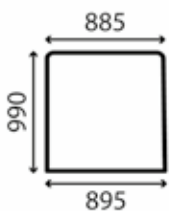


Window, cabin rear

Curved; green tinted

Used on machine type: A, C, E, F, H, I, J, K, L, S, U, V, W, AC

REF 166TA2226

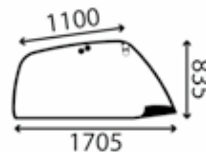


Window, cabin front

Curved; green tinted

Used on machine type: A, B, C, D, E, F, H, I, J, K, L, M, S, U, V, W, AC

REF 166TA2227



Window, cabin side

RH; flat; green tinted

Used on machine type: Y, Z, AA

REF 166TA2230



Seal, cabin rear window

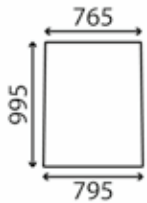
Used on machine type: A, C, E, F, H, I, J, K, L, S, U, V, W, AC

REF 166TA2243



Used on: MANITOU-16

A	MHT 780 L E3	U	MHT 10160 L TURBO SE M AUSTRALIA MO MERCEDES E2
B	MHT 780 TURBO E3	V	MHT 10160 L TURBO SE M E2
C	MHT 860 L E3	W	MHT 10160 L TURBO SE M MOT MERCEDES E3
D	MHT 860 L SE M E2	X	MHT 10160 TURBO CONFORT MOT MERCEDES
E	MHT 860 L TURBO E3	Y	MHT 10180 L E3
F	MHT 950 L E3	Z	MHT 10210 L E3
G	MHT 950 LSU E3 ARMY	AA	MHT 10210 L E3 ESERCITO ITALIANO
H	MHT 950 L TURBO E3	AB	MHT 10210 L TURBO SE M E3 NORVEGIAN ARMY
I	MHT 950 L TURBO SE M E2	AC	MHT 10210 L TURBO SE M MOT MERCEDES E3
J	MHT 990 MHO TURBO CONFORT MOT MERCEDES	AD	MHT 10210 L TURBO SE M MOT MERCEDES E3 MINE
K	MHT 7140 L SE M AUSTRALIA MOT MERCEDES E2	AE	MHT 10225 L E3
L	MHT 7140 L SE M AUSTRALIA MOT MERCEDES E3		
M	MHT 7140 L TURBO SE M E2		
N	MHT 7140 TURBO SE M AUSTRALIA MOT MERCEDES		
O	MHT 7140 TURBO SE M MOT MERCEDES		
P	MHT 10120 L EVOLUTION E3		
Q	MHT 10120 L TURBO SE M E2		
R	MHT 10120 L TURBO SE M MOT MERCEDES E3		
S	MHT 10160 L E3		
T	MHT 10160 L TURBO CONFORT MOT MERCEDES NA		

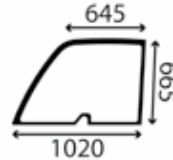


Window, cabin front

Curved; green tinted

Used on machine type: A, B, C, D, E, F, G, H, I, J, M, N, O, P, Q, S, U, V, X, Y, Z, AA, AB, AD, AE

REF 139TA5252

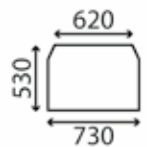


Window, cabin LH door upper

Flat; green tinted

Used on machine type: A, B, C, D, E, F, G, H, I, J, M, N, O, P, Q, S, T, U, V, X, Y, Z, AB, AD, AE

REF 139TA5257



Window, cabin roof

Opening; curved; green tinted

Used on machine type: G, H

REF 139TA5260



Window, cabin side

LH; flat; green tinted

Used on machine type: D, I, J, M, N, O, Q, U, V, X, AA, AB, AD

REF 139TA5263

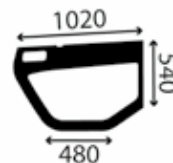


Gas spring, cabin rear window

150 N; length: 315,00 mm

Used on machine type: D, E, G, H, I, J, K, L, M, N, O, Q, R, T, U, V, W, X, AB, AC, AD

REF 161TA6129

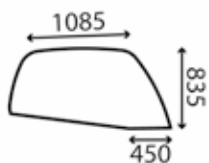


Window, cabin LH door lower

Flat; green tinted

Used on machine type: A, C, D, E, F, G, H, I, J, M, N, O, P, Q, S, T, U, V, X, Y, Z, AB, AD, AE

REF 164TA4292

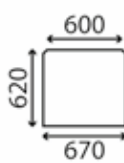


Window, cabin side

RH; flat; green tinted

Used on machine type: D, I, J, M, N, O, Q, U, V, X, AB, AD

REF 164TA4293



Window, cabin roof

Opening; flat; green tinted

Used on machine type: D, I, J, M, N, O, Q, T, U, V, X, AB, AD

REF 164TA4294

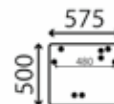


Window, cabin side

LH; flat; green tinted

Used on machine type: G, H

REF 164TA4295



Window, cabin rear

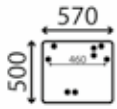
Used on machine type: J, M, N, O, Q, T, U, V, X, AB, AD

REF 164TA4296



Used on: MANITOU-16

A	MHT 780 L E3	U	MHT 10160 L TURBO SE M AUSTRALIA MO MERCEDES E2
B	MHT 780 TURBO E3	V	MHT 10160 L TURBO SE M E2
C	MHT 860 L E3	W	MHT 10160 L TURBO SE M MOT MERCEDES E3
D	MHT 860 L SE M E2	X	MHT 10160 TURBO CONFORT MOT MERCEDES
E	MHT 860 L TURBO E3	Y	MHT 10180 L E3
F	MHT 950 L E3	Z	MHT 10210 L E3
G	MHT 950 LSU E3 ARMY	AA	MHT 10210 L E3 ESERCITO ITALIANO
H	MHT 950 L TURBO E3	AB	MHT 10210 L TURBO SE M E3 NORVEGIAN ARMY
I	MHT 950 L TURBO SE M E2	AC	MHT 10210 L TURBO SE M MOT MERCEDES E3
J	MHT 990 MHO TURBO CONFORT MOT MERCEDES	AD	MHT 10210 L TURBO SE M MOT MERCEDES E3 MINE
K	MHT 7140 L SE M AUSTRALIA MOT MERCEDES E2	AE	MHT 10225 L E3
L	MHT 7140 L SE M AUSTRALIA MOT MERCEDES E3		
M	MHT 7140 L TURBO SE M E2		
N	MHT 7140 TURBO SE M AUSTRALIA MOT MERCEDES		
O	MHT 7140 TURBO SE M MOT MERCEDES		
P	MHT 10120 L EVOLUTION E3		
Q	MHT 10120 L TURBO SE M E2		
R	MHT 10120 L TURBO SE M MOT MERCEDES E3		
S	MHT 10160 L E3		
T	MHT 10160 L TURBO CONFORT MOT MERCEDES NA		

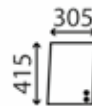


Window, cabin rear

Flat; green tinted

Used on machine type: P, S, Y, Z, AE

REF 164TA4297



Window, cabin LH door upper

Rear; sliding; green tinted

Used on machine type: AD

REF 164TA4298

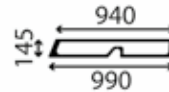


Window, cabin LH door upper

Front; sliding; flat; green tinted

Used on machine type: AD

REF 164TA4299

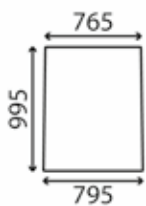


Window, cabin LH door upper

Lower; flat; green tinted

Used on machine type: AD

REF 164TA4300

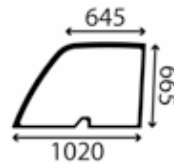


Window, cabin front

Curved; green tinted

Used on machine type: L, R, W, AC

REF 166TA2191

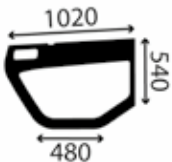


Window, cabin LH door upper

Flat; green tinted

Used on machine type: K, L, R, W, AA, AC

REF 166TA2192

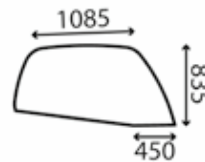


Window, cabin LH door lower

Flat; green tinted

Used on machine type: K, L, R, W, AC

REF 166TA2193

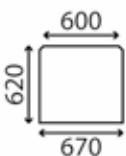


Window, cabin side

RH; flat; green tinted

Used on machine type: L, R, W, AC

REF 166TA2194



Window, cabin roof

Opening; curved; green tinted

Used on machine type: K, L, R, W, AC

REF 166TA2197



Window, cabin side

LH; flat; green tinted

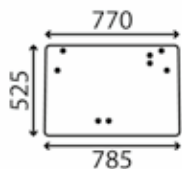
Used on machine type: L, R, W, AC

REF 166TA2205



Used on: MANITOU-16

A	MHT 780 L E3	U	MHT 10160 L TURBO SE M AUSTRALIA MO MERCEDES E2
B	MHT 780 TURBO E3	V	MHT 10160 L TURBO SE M E2
C	MHT 860 L E3	W	MHT 10160 L TURBO SE M MOT MERCEDES E3
D	MHT 860 L SE M E2	X	MHT 10160 TURBO CONFORT MOT MERCEDES
E	MHT 860 L TURBO E3	Y	MHT 10180 L E3
F	MHT 950 L E3	Z	MHT 10210 L E3
G	MHT 950 LSU E3 ARMY	AA	MHT 10210 L E3 ESERCITO ITALIANO
H	MHT 950 L TURBO E3	AB	MHT 10210 L TURBO SE M E3 NORVEGIAN ARMY
I	MHT 950 L TURBO SE M E2	AC	MHT 10210 L TURBO SE M MOT MERCEDES E3
J	MHT 990 MHO TURBO CONFORT MOT MERCEDES	AD	MHT 10210 L TURBO SE M MOT MERCEDES E3 MINE
K	MHT 7140 L SE M AUSTRALIA MOT MERCEDES E2	AE	MHT 10225 L E3
L	MHT 7140 L SE M AUSTRALIA MOT MERCEDES E3		
M	MHT 7140 L TURBO SE M E2		
N	MHT 7140 TURBO SE M AUSTRALIA MOT MERCEDES		
O	MHT 7140 TURBO SE M MOT MERCEDES		
P	MHT 10120 L EVOLUTION E3		
Q	MHT 10120 L TURBO SE M E2		
R	MHT 10120 L TURBO SE M MOT MERCEDES E3		
S	MHT 10160 L E3		
T	MHT 10160 L TURBO CONFORT MOT MERCEDES NA		

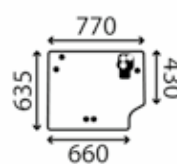


Window, cabin rear

Curved; green tinted

Used on machine type: D, E, G, H, I

REF 166TA2212

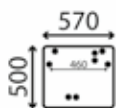


Window, cabin rear

Curved; green tinted

Used on machine type: A, B, C, F, H

REF 166TA2213

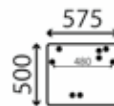


Window, cabin rear

Flat; green tinted

Used on machine type: R, W, AC

REF 166TA2215

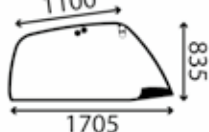


Window, cabin rear

Flat; green tinted

Used on machine type: K, L, R, W, AC

REF 166TA2217



Window, cabin side

RH; flat; green tinted

Used on machine type: G, H

REF 166TA2230



Seal, cabin front window

Used on machine type: A, B, C, D, E, F, G, H, I, J, L, M, N, O, P, Q, R, S, U, V, W, X, Y, Z, AA, AB, AC, AD, AE

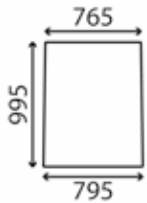
REF 166TA2241



Used on: MANITOU-17

- A MHT-X 780 TURBO E3
- B MHT-X 860 L E3
- C MHT-X 10120 L E3
- D MHT-X 10180 L E3
- E MHT-X 10225 L E3
- F MLT 629
- G MLT 629-120 LS SA
- H MLT 629 SA
- I MLT 629 TURBO
- J MLT 629 TURBO SA
- K MLT 630-120 LSU SB E2
- L MLT 630 LS TURBO
- M MLT 630 TURBO SB E2
- N MLT 633-120 LS POWERSHIFT SA
- O MLT 633-120 LS SA
- P MLT 633-120 LS TURBO
- Q MLT 633-120 LS TURBO POWERSHIFT
- R MLT 633 LS TURBO
- S MLT 633 LS TURBO SA
- T MLT 633 TURBO POWERSHIFT

- U MLT 634
- V MLT 634-120 LSU POWERSHIFT SB E2
- W MLT 634-120 LSU SB E2
- X MLT 634 TURBO LSU SB E2
- Y MLT 730
- Z MLT 730-120 LS POWERSHIFT SA
- AA MLT 730-120 LS SERIE A
- AB MLT 730-120 LS TURBO
- AC MLT 730-120 LS TURBO POWERSHIFT
- AD MLT 730 LS TURBO
- AE MLT 730 LS TURBO SA
- AF MLT 730 SA
- AG MLT 730 TURBO
- AH MLT 730 TURBO POWERSHIFT
- AI MLT 730 TURBO POWERSHIFT SA
- AJ MLT 730 TURBO SA
- AK MLT 1033 H L TURBO

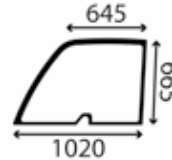


Window, cabin front

Curved; green tinted

Used on machine type: A, B, C, D, E, F, G, H, I, J, K, L, M, N, O, P, Q, R, S, T, U, V, W, X, Y, Z, AA, AB, AC, AD, AE, AF, AG, AH, AI, AJ, AK

REF 139TA5252

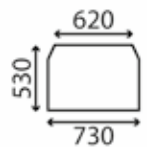


Window, cabin LH door upper

Flat; green tinted

Used on machine type: A, B, C, D, E, F, G, H, I, J, K, L, M, N, O, P, Q, R, S, T, U, V, W, X, Y, Z, AA, AB, AC, AD, AE, AF, AG, AH, AI, AJ, AK

REF 139TA5257



Window, cabin roof

Opening; curved; green tinted

Used on machine type: G, H, J, K, M, N, O, S, U, V, W, X, Z, AA, AE, AF, AI, AJ, AK

REF 139TA5260

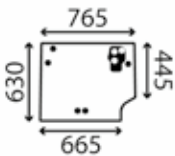


Window, cabin side

LH; flat; green tinted

Used on machine type: F, G, H, I, J, K, L, M, N, O, P, Q, R, S, T, U, V, W, X, Y, Z, AA, AB, AC, AD, AE, AF, AG, AH, AI, AJ, AK

REF 139TA5263



Window, cabin rear

Curved; green tinted

Used on machine type: F, G, H, I, J, K, L, M, N, O, P, Q, R, S, T, U, V, W, X, Y, Z, AA, AB, AC, AD, AE, AF, AG, AH, AI, AJ, AK

REF 139TA5267

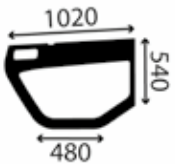


Gas spring, cabin rear window

150 N; length: 315,00 mm

Used on machine type: F, G, H, I, J, K, L, M, N, O, P, Q, R, S, T, U, V, W, X, Y, Z, AA, AB, AC, AD, AE, AF, AG, AH, AI, AJ, AK

REF 161TA6129

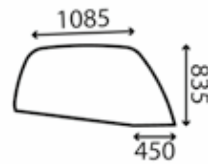


Window, cabin LH door lower

Flat; green tinted

Used on machine type: B, C, D, E, F, G, H, I, J, K, L, M, N, O, P, Q, R, S, T, U, V, W, X, Y, Z, AA, AB, AC, AD, AE, AF, AG, AH, AI, AJ, AK

REF 164TA4292

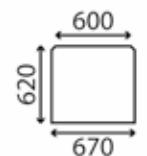


Window, cabin side

RH; flat; green tinted

Used on machine type: F, G, H, I, J, K, L, M, N, O, P, Q, R, S, T, U, V, W, X, Y, Z, AA, AB, AC, AD, AE, AF, AG, AH, AI, AJ, AK

REF 164TA4293

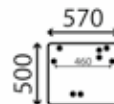


Window, cabin roof

Opening; flat; green tinted

Used on machine type: F, I, L, P, Q, R, T, Y, AB, AC, AD, AG, AH

REF 164TA4294



Window, cabin rear

Flat; green tinted

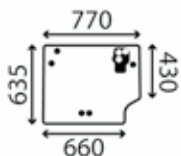
Used on machine type: C, D, E

REF 164TA4297



Used on: MANITOU-17

A	MHT-X 780 TURBO E3	U	MLT 634
B	MHT-X 860 L E3	V	MLT 634-120 LSU POWERSHIFT SB E2
C	MHT-X 10120 L E3	W	MLT 634-120 LSU SB E2
D	MHT-X 10180 L E3	X	MLT 634 TURBO LSU SB E2
E	MHT-X 10225 L E3	Y	MLT 730
F	MLT 629	Z	MLT 730-120 LS POWERSHIFT SA
G	MLT 629-120 LS SA	AA	MLT 730-120 LS SERIE A
H	MLT 629 SA	AB	MLT 730-120 LS TURBO
I	MLT 629 TURBO	AC	MLT 730-120 LS TURBO POWERSHIFT
J	MLT 629 TURBO SA	AD	MLT 730 LS TURBO
K	MLT 630-120 LSU SB E2	AE	MLT 730 LS TURBO SA
L	MLT 630 LS TURBO	AF	MLT 730 SA
M	MLT 630 TURBO SB E2	AG	MLT 730 TURBO
N	MLT 633-120 LS POWERSHIFT SA	AH	MLT 730 TURBO POWERSHIFT
O	MLT 633-120 LS SA	AI	MLT 730 TURBO POWERSHIFT SA
P	MLT 633-120 LS TURBO	AJ	MLT 730 TURBO SA
Q	MLT 633-120 LS TURBO POWERSHIFT	AK	MLT 1033 H L TURBO
R	MLT 633 LS TURBO		
S	MLT 633 LS TURBO SA		
T	MLT 633 TURBO POWERSHIFT		



Window, cabin rear

Curved: green tinted

Used on machine type: A, B

REF 166TA2213



Seal, cabin front window

Used on machine type: A, B, C, D, E, F, G, H, I, J, K, L, M, N, O, P, Q, R, S, T, U, V, W, X, Y, Z, AA, AB, AC, AD, AE, AF, AG, AH, AI, AJ, AK

REF 166TA2244



Blade, wiper arm

length: 380,00 mm

Used on machine type: F, G, H, I, J, K, L, M, N, O, P, Q, R, S, T, U, V, W, X, Y, Z, AA, AB, AC, AD, AE, AF, AG, AH, AI, AJ, AK

REF 166TA2260



Hinge, cabin window

Black plastic

Used on machine type: F, G, H, I, J, K, L, M, N, O, P, Q, R, S, T, U, V, W, X, Y, Z, AA, AB, AC, AD, AE, AF, AG, AH, AI, AJ, AK

REF 166TA2261



Gas spring, cabin door

Support

Used on machine type: F, G, H, I, J, K, L, M, N, O, P, Q, R, S, T, U, V, W, X, Y, Z, AA, AB, AC, AD, AE, AF, AG, AH, AI, AJ, AK

REF 166TA2262



Handle, cabin door

1/4 turn

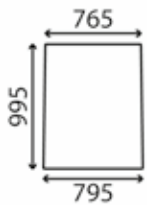
Used on machine type: F, G, H, I, J, K, L, M, N, O, P, Q, R, S, T, U, V, W, X, Y, Z, AA, AB, AC, AD, AE, AF, AG, AH, AI, AJ, AK

REF 166TA2263



Used on: MANITOU-18

A	MLT 731 TURBO A LSU SD E3	U	MLT 741-120 LSU POWERSHIFT S4 E3
B	MLT 731 TURBO A SD E3	V	MLT 741-120 LSU S2 E2
C	MLT 731 TURBO LSU SB E2	W	MLT 741-120 LSU S3 E2
D	MLT 731 TURBO LSU SC E2	X	MLT 741-120 LSU S4 E3
E	MLT 731 TURBO LSU SD E3	Y	MLT 742 H TURBO LSU S2 E2
F	MLT 731 TURBO SB E2	Z	MLT 742 H TURBO LSU A S4 E3
G	MLT 731 TURBO SC E2	AA	MLT 742 H TURBO LSU S3 E2
H	MLT 731 TURBO SD E3	AB	MLT 742 H TURBO LSU S4 E3
I	MLT 733 H TURBO LSU	AC	MLT 742 TURBO S2 E2
J	MLT 735-120 LSU POWERSHIFT S2 E2	AD	MLT 742 TURBO S3 E2
K	MLT 735-120 LSU POWERSHIFT S3 E2	AE	MT 1030 S
L	MLT 735-120 LSU POWERSHIFT S4 E3	AF	MT 1030 S S2 E2
M	MLT 735-120 LSU S2 E2	AG	MT 1030 S S3 E2
N	MLT 735-120 LSU S3 E2	AH	MT 1030 S S4 E3
O	MLT 735-120 LSU S4 E3	AI	MT 1030 S TURBO A S4 E3
P	MLT 740-120 LSU POWERSHIFT	AJ	MT 1030 S TURBO S2 E2
Q	MLT 740 H TURBO LSU	AK	MT 1030 S TURBO S3 E2
R	MLT 740 TURBO	AL	MT 1030 S TURBO S4 E3
S	MLT 741-120 LSU POWERSHIFT S2 E2		
T	MLT 741-120 LSU POWERSHIFT S3 E2		

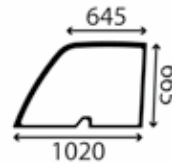


Window, cabin front

Curved; green tinted

Used on machine type: A, B, C, D, E, F, G, H, I, J, K, L, M, N, O, P, Q, R, S, T, U, V, W, X, Y, Z, AA, AB, AC, AD, AE, AF, AG, AH, AI, AJ, AK, AL

REF 139TA5252

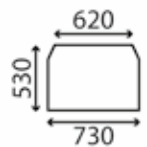


Window, cabin LH door upper

Flat; green tinted

Used on machine type: A, B, C, D, E, F, G, H, I, J, K, L, M, N, O, P, Q, R, S, T, U, V, W, X, Y, Z, AA, AB, AC, AD, AE, AF, AG, AH, AI, AJ, AK, AL

REF 139TA5257



Window, cabin roof

Opening; curved; green tinted

Used on machine type: A, B, C, D, E, F, G, H, I, J, K, L, M, N, O, P, Q, R, S, T, U, V, W, X, Y, Z, AA, AB, AC, AD, AE, AF, AG, AH, AI, AJ, AK, AL

REF 139TA5260

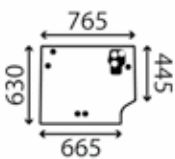


Window, cabin side

LH; flat; green tinted

Used on machine type: A, B, C, D, E, F, G, H, I, J, K, L, M, N, O, P, Q, R, S, T, U, V, W, X, Y, Z, AA, AB, AC, AD, AE, AF, AG, AH, AI, AJ, AK, AL

REF 139TA5263



Window, cabin rear

Curved; green tinted

Used on machine type: A, B, C, D, E, F, G, H, I, J, K, L, M, N, O, P, Q, R, S, T, U, V, W, X, Y, Z, AA, AB, AC, AD, AE, AF, AG, AH, AI, AJ, AK, AL

REF 139TA5267

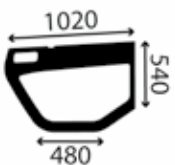


Gas spring, cabin rear window

150 N; length: 315,00 mm

Used on machine type: A, B, C, D, E, F, G, H, I, J, K, L, M, N, O, P, Q, R, S, T, U, V, W, X, Y, Z, AA, AB, AC, AD, AE, AF, AG, AH, AI, AJ, AK, AL

REF 161TA6129

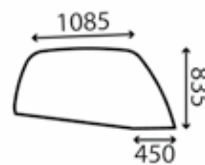


Window, cabin LH door lower

Flat; green tinted

Used on machine type: A, B, C, D, E, F, G, H, I, J, K, L, M, N, O, P, Q, R, S, T, U, V, W, X, Y, Z, AA, AB, AC, AD

REF 164TA4292

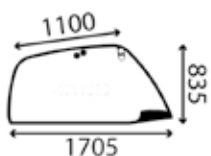


Window, cabin side

RH; flat; green tinted

Used on machine type: C, F, I, J, M, P, Q, R, S, V, Y, AC, AE, AF, AJ

REF 164TA4293

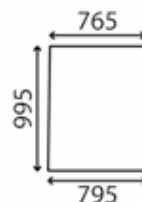


Window, cabin side

RH; flat; green tinted

Used on machine type: A, B, D, E, G, H, K, L, N, O, T, U, W, X, Z, AA, AB, AD, AG, AH, AI, AK, AL

REF 164TA4351



Window, cabin front

Curved; green tinted

Used on machine type: AE

REF 164TA4381



Used on: MANITOU-18

A	MLT 731 TURBO A LSU SD E3	U	MLT 741-120 LSU POWERSHIFT S4 E3
B	MLT 731 TURBO A SD E3	V	MLT 741-120 LSU S2 E2
C	MLT 731 TURBO LSU SB E2	W	MLT 741-120 LSU S3 E2
D	MLT 731 TURBO LSU SC E2	X	MLT 741-120 LSU S4 E3
E	MLT 731 TURBO LSU SD E3	Y	MLT 742 H TURBO LSU S2 E2
F	MLT 731 TURBO SB E2	Z	MLT 742 H TURBO LSU A S4 E3
G	MLT 731 TURBO SC E2	AA	MLT 742 H TURBO LSU S3 E2
H	MLT 731 TURBO SD E3	AB	MLT 742 H TURBO LSU S4 E3
I	MLT 733 H TURBO LSU	AC	MLT 742 TURBO S2 E2
J	MLT 735-120 LSU POWERSHIFT S2 E2	AD	MLT 742 TURBO S3 E2
K	MLT 735-120 LSU POWERSHIFT S3 E2	AE	MT 1030 S
L	MLT 735-120 LSU POWERSHIFT S4 E3	AF	MT 1030 S S2 E2
M	MLT 735-120 LSU S2 E2	AG	MT 1030 S S3 E2
N	MLT 735-120 LSU S3 E2	AH	MT 1030 S S4 E3
O	MLT 735-120 LSU S4 E3	AI	MT 1030 S TURBO A S4 E3
P	MLT 740-120 LSU POWERSHIFT	AJ	MT 1030 S TURBO S2 E2
Q	MLT 740 H TURBO LSU	AK	MT 1030 S TURBO S3 E2
R	MLT 740 TURBO	AL	MT 1030 S TURBO S4 E3
S	MLT 741-120 LSU POWERSHIFT S2 E2		
T	MLT 741-120 LSU POWERSHIFT S3 E2		



Seal, cabin front window

Used on machine type: A, B, C, D, E, F, G, H, I, J, K, L, M, N, O, P, Q, R, S, T, U, V, W, X, Y, Z, AA, AB, AC, AD, AE, AF, AG, AH, AI, AJ, AK, AL

REF 166TA2244



Blade, wiper arm

length: 380,00 mm

Used on machine type: A, B, C, D, E, F, G, H, I, J, K, L, M, N, O, P, Q, R, S, T, U, V, W, X, Y, Z, AA, AB, AC, AD, AE, AF, AG, AH, AI, AJ, AK, AL

REF 166TA2260



Hinge, cabin window

Black plastic

Used on machine type: A, B, C, D, E, F, G, H, I, J, K, L, M, N, O, P, Q, R, S, T, U, V, W, X, Y, Z, AA, AB, AC, AD, AE, AF, AG, AH, AI, AJ, AK, AL

REF 166TA2261



Gas spring, cabin door

Support

Used on machine type: A, B, C, D, E, F, G, H, I, J, K, L, M, N, O, P, Q, R, S, T, U, V, W, X, Y, Z, AA, AB, AC, AD, AE, AF, AG, AH, AI, AJ, AK, AL

REF 166TA2262



Handle, cabin door

1/4 turn

Used on machine type: A, B, C, D, E, F, G, H, I, J, K, L, M, N, O, P, Q, R, S, T, U, V, W, X, Y, Z, AA, AB, AC, AD, AE, AF, AG, AH, AI, AJ, AK, AL

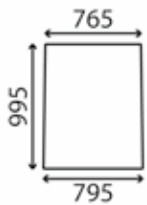
REF 166TA2263



Used on: MANITOU-19

A MT 728 SB E2
 B MT 728 SC E2
 C MT 728 SD E3
 D MT 728 TURBO SD E3
 E MT 732
 F MT 732 ONU
 G MT 732 SA
 H MT 732 SB E2
 I MT 732 SB E2 USA
 J MT 732 SC E2
 K MT 732 SD E3
 L MT 732 SE E3
 M MT 732 TURBO
 N MT 732 TURBO POWERSHIFT
 O MT 732 TURBO SA
 P MT 732 TURBO SC E2
 Q MT 928 SB E2
 R MT 928 SC E2
 S MT 928 SD E3
 T MT 928 TURBO SD E3

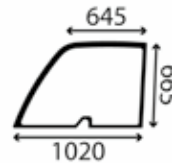
U MT 932
 V MT 932 EASY
 W MT 932 SA
 X MT 932 SB E2
 Y MT 932 SC E2
 Z MT 932 SD E3
 AA MT 932 SE E3
 AB MT 932 TURBO
 AC MT 932 TURBO SA
 AD MT 932 TURBO SC E2
 AE MT 932 TURBO SD E3
 AF MT 1033 HL TURBO
 AG MT 1033 HL TURBO S2 E2
 AH MT 1033 HL TURBO S3 E2
 AI MT 1033 HL TURBO S4 E3



Window, cabin front
 Curved; green tinted

Used on machine type: A, B, C, D, E, F, G, H, I, J, K, L, M, N, O, P, Q, R, T, U, V, W, X, Y, AA, AB, AC, AD, AE, AF, AG, AH, AI

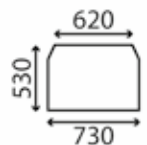
REF 139TA5252



Window, cabin LH door upper
 Flat; green tinted

Used on machine type: A, B, C, D, E, F, G, H, I, J, K, L, M, N, O, P, Q, R, S, T, U, V, W, X, Y, Z, AA, AB, AC, AD, AE, AF, AG, AH, AI

REF 139TA5257



Window, cabin roof
 Opening; curved; green tinted

Used on machine type: A, B, C, D, F, G, H, I, J, K, L, O, P, Q, R, S, T, V, W, X, Y, Z, AA, AC, AD, AE, AF, AG, AH, AI

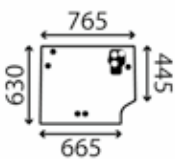
REF 139TA5260



Window, cabin side
 LH; flat; green tinted

Used on machine type: A, B, C, D, E, F, G, H, I, J, K, L, M, N, O, P, Q, R, T, U, V, W, X, Y, AA, AB, AC, AD, AE, AF, AG, AH, AI

REF 139TA5263



Window, cabin rear
 Curved; green tinted

Used on machine type: A, B, C, D, E, F, G, H, I, J, K, L, M, N, O, P, Q, R, S, T, U, V, W, X, Y, Z, AA, AB, AC, AD, AE, AF, AG, AH, AI

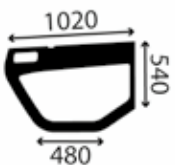
REF 139TA5267



Gas spring, cabin rear window
 150 N; length: 315,00 mm

Used on machine type: A, B, C, D, E, F, G, H, I, J, K, L, M, N, O, P, Q, R, S, T, U, V, W, X, Y, Z, AA, AB, AC, AD, AE, AF, AG, AH, AI

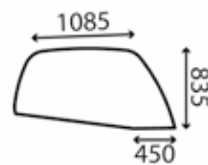
REF 161TA6129



Window, cabin LH door lower
 Flat; green tinted

Used on machine type: H, X

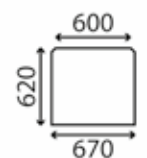
REF 164TA4292



Window, cabin side
 RH; flat; green tinted

Used on machine type: A, E, F, G, H, I, M, N, O, Q, U, W, X, AB, AC, AF, AG

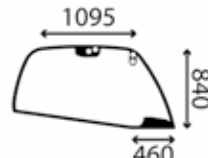
REF 164TA4293



Window, cabin roof
 Opening; flat; green tinted

Used on machine type: E, M, N, U, AB

REF 164TA4294



Window, cabin side
 RH; flat; green tinted

Used on machine type: V

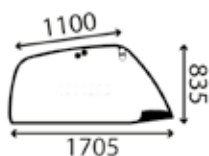
REF 164TA4348



Used on: MANITOU-19

A MT 728 SB E2
 B MT 728 SC E2
 C MT 728 SD E3
 D MT 728 TURBO SD E3
 E MT 732
 F MT 732 ONU
 G MT 732 SA
 H MT 732 SB E2
 I MT 732 SB E2 USA
 J MT 732 SC E2
 K MT 732 SD E3
 L MT 732 SE E3
 M MT 732 TURBO
 N MT 732 TURBO POWERSHIFT
 O MT 732 TURBO SA
 P MT 732 TURBO SC E2
 Q MT 928 SB E2
 R MT 928 SC E2
 S MT 928 SD E3
 T MT 928 TURBO SD E3

U MT 932
 V MT 932 EASY
 W MT 932 SA
 X MT 932 SB E2
 Y MT 932 SC E2
 Z MT 932 SD E3
 AA MT 932 SE E3
 AB MT 932 TURBO
 AC MT 932 TURBO SA
 AD MT 932 TURBO SC E2
 AE MT 932 TURBO SD E3
 AF MT 1033 HL TURBO
 AG MT 1033 HL TURBO S2 E2
 AH MT 1033 HL TURBO S3 E2
 AI MT 1033 HL TURBO S4 E3

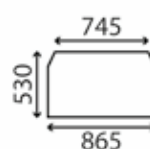


Window, cabin side

RH; flat; green tinted

Used on machine type: B, C, D, J, K, L, P, R, T, Y, AA, AD, AE, AH, AI

REF 166TA4351

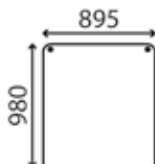


Window, cabin roof

Curved; green tinted

Used on machine type: H, X

REF 166TA2198

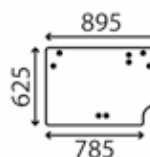


Window, cabin front

Curved; green tinted

Used on machine type: H, X

REF 166TA2222



Window, cabin rear

Curved; green tinted

Used on machine type: H, X

REF 166TA2225



Seal, cabin front window

Used on machine type: A, B, C, D, E, F, G, H, I, J, K, L, M, N, O, P, Q, R, S, T, U, V, W, X, Y, Z, AA, AB, AC, AD, AE, AF, AG, AH, AI

REF 166TA2244



Blade, wiper arm

length: 380,00 mm

Used on machine type: A, B, C, D, E, F, G, H, I, J, K, L, M, N, O, P, Q, R, S, T, U, V, W, X, Y, Z, AA, AB, AC, AD, AE, AF, AG, AH, AI

REF 166TA2260



Hinge, cabin window

Black plastic

Used on machine type: A, B, C, D, E, F, G, H, I, J, K, L, M, N, O, P, Q, R, S, T, U, V, W, X, Y, Z, AA, AB, AC, AD, AE, AF, AG, AH, AI

REF 166TA2261



Gas spring, cabin door

Support

Used on machine type: A, B, C, D, E, F, G, H, I, J, K, L, M, N, O, P, Q, R, S, T, U, V, W, X, Y, Z, AA, AB, AC, AD, AE, AF, AG, AH, AI

REF 166TA2262



Handle, cabin door

1/4 turn

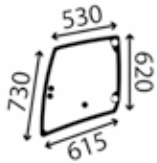
Used on machine type: A, B, C, D, E, F, G, H, I, J, K, L, M, N, O, P, Q, R, S, T, U, V, W, X, Y, Z, AA, AB, AC, AD, AE, AF, AG, AH, AI

REF 166TA2263



Used on: MANITOU-20

- A MLT 625-75 H S1 E3
- B MT 625 EASY
- C MT 625 TURBO COMFORT S1 E3
- D MT 625 TURBO COMFORT S2 E3
- E MT 625 TURBO S1 E3
- F MT 625 TURBO S2 E3



Window, cabin LH door upper
Rear; opening; flat; green tinted

Used on machine type: A, B, C, D, E, F

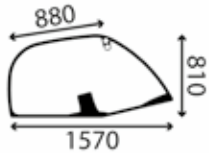
REF 145TA1756



Window, cabin LH door upper
Front; flat; green tinted

Used on machine type: A, B, C, D, E, F

REF 164TA4337



Window, cabin side
RH; flat; green tinted

Used on machine type: A, B, C, D, E, F

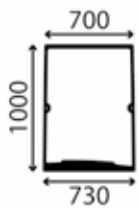
REF 164TA4338



Window, cabin side
LH; flat; green tinted

Used on machine type: A, B, C, D, E, F

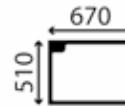
REF 164TA4339



Window, cabin front
Curved; green tinted

Used on machine type: A, B, C, D, E, F

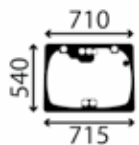
REF 165TA3433



Window, cabin roof
Curved; green tinted

Used on machine type: A, B, C, D, E, F

REF 166TA2206



Window, cabin rear
Curved; green tinted

Used on machine type: A, B, C, D, E, F

REF 166TA2209



Used on: MANITOU-21

- | | | | |
|---|--|---|---------------------|
| A | MLT 840-137 PS | U | MT 1058 R PRIVILEGE |
| B | MRT 1850 TURBO PRIVILEGE E3 | V | MT 1436 R PRIVILEGE |
| C | MRT 2150 TURBO PRIVILEGE E3 | | |
| D | MRT 2150 TURBO PRIVILEGE E3 ARMEE FR | | |
| E | MRT 2150 TURBO SAUER PRIVILEGE E3 | | |
| F | MRT 2150 TURBO SAUER PRIVILEGE E3 AUSTR ARMY | | |
| G | MRT 2540 TURBO PRIVILEGE E3 | | |
| H | MRT 2540 TURBO SAUER PRIVILEGE E3 | | |
| I | MRT 2540 TURBO SAUER PRIVILEGE E3 AIR FRANCE | | |
| J | MRT 3050 TURBO PRIVILEGE E3 | | |
| K | MT 1044 A PRIVILEGE | | |
| L | MT 1044 EP PRIVILEGE | | |
| M | MT 1044 H A PRIVILEGE | | |
| N | MT 1044 H PRIVILEGE | | |
| O | MT 1044 PRIVILEGE | | |
| P | MT 1058 A PRIVILEGE | | |
| Q | MT 1058 EP PRIVILEGE | | |
| R | MT 1058 H A PRIVILEGE | | |
| S | MT 1058 H PRIVILEGE | | |
| T | MT 1058 PRIVILEGE | | |



Gas spring, cabin rear window
150 N; length: 315,00 mm

Used on machine type: A

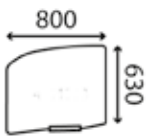
REF 161TA6129



Window, cabin LH door upper
Front; flat; green tinted

Used on machine type: B, C, D, E, F, G, H, I, K, L, M, N, O, P, Q, R, S, T, U, V

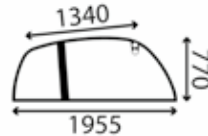
REF 164TA4356



Window, cabin LH door upper
Rear; flat; green tinted

Used on machine type: B, C, D, E, F, G, H, I, J, K, L, M, N, O, P, Q, R, S, T, U, V

REF 164TA4357



Window, cabin side
RH; flat; green tinted

Used on machine type: B, C, D, E, F, G, H, I

REF 164TA4358



Window, cabin side
LH; flat; green tinted

Used on machine type: B, C, D, E, F, G, H, I

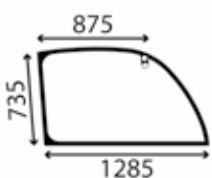
REF 164TA4359



Window, cabin side
LH; flat; green tinted

Used on machine type: J

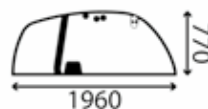
REF 164TA4360



Window, cabin side
RH; front; flat; green tinted

Used on machine type: J

REF 164TA4361



Window, cabin side
RH; flat; green tinted

Used on machine type: K, L, M, N, O, P, Q, R, S, T, U, V

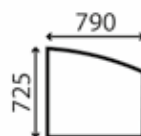
REF 164TA4372



Window, cabin side
LH; flat; green tinted

Used on machine type: K, L, M, N, O, P, Q, R, S, T, U, V

REF 164TA4373



Window, cabin roof
Opening; curved; green tinted

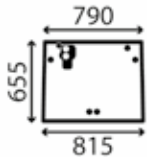
Used on machine type: B, C, D, E, F, G, H, I, J

REF 165TA3431



Used on: MANITOU-21

- | | | | |
|---|--|---|---------------------|
| A | MLT 840-137 PS | U | MT 1058 R PRIVILEGE |
| B | MRT 1850 TURBO PRIVILEGE E3 | V | MT 1436 R PRIVILEGE |
| C | MRT 2150 TURBO PRIVILEGE E3 | | |
| D | MRT 2150 TURBO PRIVILEGE E3 ARMEE FR | | |
| E | MRT 2150 TURBO SAUER PRIVILEGE E3 | | |
| F | MRT 2150 TURBO SAUER PRIVILEGE E3 AUSTR ARMY | | |
| G | MRT 2540 TURBO PRIVILEGE E3 | | |
| H | MRT 2540 TURBO SAUER PRIVILEGE E3 | | |
| I | MRT 2540 TURBO SAUER PRIVILEGE E3 AIR FRANCE | | |
| J | MRT 3050 TURBO PRIVILEGE E3 | | |
| K | MT 1044 A PRIVILEGE | | |
| L | MT 1044 EP PRIVILEGE | | |
| M | MT 1044 H A PRIVILEGE | | |
| N | MT 1044 H PRIVILEGE | | |
| O | MT 1044 PRIVILEGE | | |
| P | MT 1058 A PRIVILEGE | | |
| Q | MT 1058 EP PRIVILEGE | | |
| R | MT 1058 H A PRIVILEGE | | |
| S | MT 1058 H PRIVILEGE | | |
| T | MT 1058 PRIVILEGE | | |



Window, cabin rear

Curved; green tinted

Used on machine type: B, C, D, E, F, G, H, I, J, K, L, M, N, O, P, Q, R, S, T, U, V

REF 166TA2211

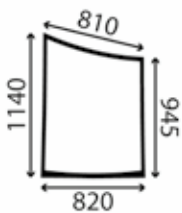


Window, cabin LH door upper

Front; flat; green tinted

Used on machine type: A

REF 166TA2214



Window, cabin front

Curved; green tinted

Used on machine type: B, C, D, E, F, G, H, I, J, K, L, M, N, O, P, Q, R, S, T, U, V

REF 166TA2228



Window, cabin side

LH; flat; green tinted

Used on machine type: A

REF 166TA2231

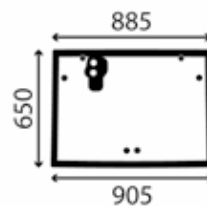


Window, cabin roof

Curved; green tinted

Used on machine type: K, L, M, N, O, P, Q, R, S, T, U, V

REF 166TA2232



Window, cabin rear

De-icing; curved; green tinted

Used on machine type: A

REF 166TA2234



Window, cabin side

RH; flat; green tinted


Used on machine type: A

REF 166TA2240



Used on: MANITOU-22


A	MT 1440 A E3	K	MT 1440 H PRIVILEGE	U	MT 1840 EP PRIVILEGE
B	MT 1440 A PRIVILEGE	L	MT 1440 H ST3 S	V	MT 1840 HA E3
C	MT 1440 A ST3B	M	MT 1440 PRIVILEGE	W	MT 1840 H A PRIVILEGE
D	MT 1440 E3	N	MT 1440 R PRIVILEGE	X	MT 1840 HA ST3B
E	MT 1440 EASY	O	MT 1440 ST3B	Y	MT 1840 H E3
F	MT 1440 EP PRIVILEGE	P	MT 1840 A E3	Z	MT 1840 H PRIVILEGE
G	MT 1440 HA E3	Q	MT 1840 A PRIVILEGE	AA	MT 1840 H ST3B
H	MT 1440 H A PRIVILEGE	R	MT 1840 A ST3B	AB	MT 1840 PRIVILEGE
I	MT 1440 HA ST3B	S	MT 1840 E3	AC	MT 1840 R PRIVILEGE
J	MT 1440 H E3	T	MT 1840 EASY	AD	MT 1840 ST3B



Gas spring, cabin rear window
150 N; length: 315,00 mm

Used on machine type: C, E, I, L, O, P, R, T, X, AA, AD

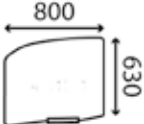
REF 161TA6129



Window, cabin LH door upper
Front; flat; green tinted

Used on machine type: A, B, C, D, E, F, G, H, I, J, K, L, M, N, O, P, Q, R, S, T, U, V, W, X, Y, Z, AA, AB, AC, AD


REF 164TA4356



Window, cabin LH door upper
Rear; flat; green tinted

Used on machine type: A, B, C, D, F, G, H, I, J, K, L, M, N, O, P, Q, R, S, U, V, W, X, Y, Z, AA, AB, AC, AD


REF 164TA4357



Window, cabin side
RH; flat; green tinted

Used on machine type: A, B, C, D, F, G, H, I, J, K, L, M, N, O, P, Q, R, S, U, V, W, X, Y, Z, AA, AB, AC, AD

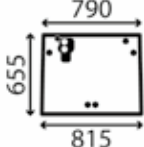
REF 164TA4372



Window, cabin side
LH; flat; green tinted

Used on machine type: A, B, C, D, E, F, G, H, I, J, K, L, M, N, O, P, Q, R, S, T, U, V, W, X, Y, Z, AA, AB, AC, AD

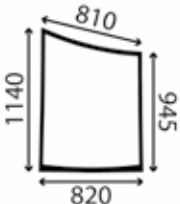
REF 164TA4373



Window, cabin rear
Curved; green tinted

Used on machine type: A, B, C, D, E, F, G, H, I, J, K, L, M, N, O, P, Q, R, S, T, U, V, W, X, Y, Z, AA, AB, AC, AD


REF 166TA2211



Window, cabin front
Curved; green tinted

Used on machine type: A, B, C, D, E, F, G, H, I, J, K, L, M, N, O, P, Q, R, S, T, U, V, W, X, Y, Z, AA, AB, AC, AD

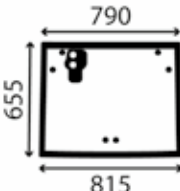
REF 166TA2228



Window, cabin roof
Curved; green tinted

Used on machine type: A, B, C, D, E, F, G, H, I, J, K, L, M, N, O, P, Q, R, S, T, U, V, W, X, Y, Z, AA, AB, AC, AD


REF 166TA2232



Window, cabin rear
De-icing; curved; green tinted

Used on machine type: C, I, L, O, R, X, AA, AD


REF 166TA2235



Window, cabin LH door upper
Rear; flat; green tinted

Used on machine type: E, T

REF 166TA2239



Window, cabin side
RH; flat; green tinted

Used on machine type: E, T

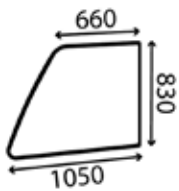
REF 166TA2240



Used on: MANITOU-23

- A MRT 1330 TURBO
- B MRT 1432 TURBO SE M 360
- C MRT 1432 TURBO SE M 400
- D MRT 1530 TURBO SE M 360
- E MRT 1530 TURBO SE M 400
- F MRT 1540 TURBO
- G MRT 1542 TURBO SE M 360
- H MRT 1542 TURBO SE M 400
- I MRT 1635 TURBO SE M 360
- J MRT 1635 TURBO SE M 400

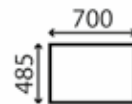
- K MRT 1650 TURBO COMFORT LINE
- L MRT 1742 TURBO SE M 360
- M MRT 1742 TURBO SE M 400
- N MRT 1842 TURBO SE M 360
- O MRT 1842 TURBO SE M 400
- P MRT 1850 TURBO SE M 360
- Q MRT 2150 TURBO SE M
- R MT 1435 H SL TURBO MONO ULTRA
- S 44TA E2



Window, cabin LH door upper
Flat; green tinted

Used on machine type: A, B, C, D, E, F, G, H, I, J, K, L, M, N, O, R

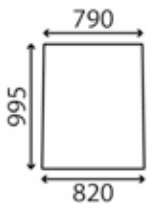
REF 139TA5251



Window, cabin roof
Opening; flat; green tinted

Used on machine type: A, F, K, R

REF 139TA5256



Window, cabin front
Curved; green tinted

Used on machine type: B, C, D, E, G, H, I, J, K, L, M, N, O, P, Q, R

REF 139TA5258

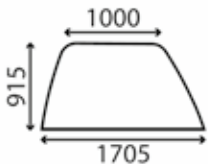


Window, cabin rear

Flat; green tinted; big wiper motor axle at 180,00 mm from LH side; includes print for wiper motor

Used on machine type: R

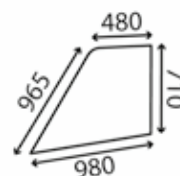
REF 139TA5259



Window, cabin side
RH; flat; green tinted

Used on machine type: A, B, C, D, E, F, G, H, I, J, K, L, M, N, O, P, Q, R, S

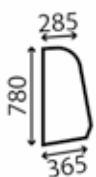
REF 139TA5264



Window, cabin LH door upper
Flat; clear

Used on machine type: A, F

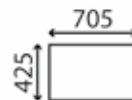
REF 164TA4312



Window, cabin side
LH; flat; clear

Used on machine type: A, F

REF 164TA4314



Window, cabin roof
Opening; flat; clear

Used on machine type: A, F

REF 164TA4316



Window, cabin side
LH; flat; green tinted

Used on machine type: A, B, C, D, E, F, G, H, I, J, K, L, M, N, O, P, Q, R, S

REF 164TA4331

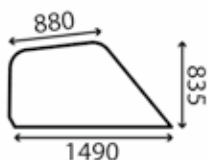


Window, cabin rear

Flat; green tinted; wiper motor axle at +/- 110,00 mm from LH side

Used on machine type: A, F, K, R

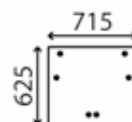
REF 164TA4332



Window, cabin side
RH; flat; green tinted

Used on machine type: A, F

REF 164TA4352



Window, cabin rear

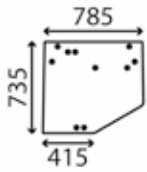
Used on machine type: A, F

REF 164TA4353



Used on: MANITOU-23

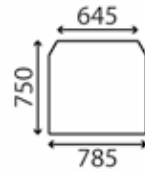
- | | | | |
|---|-------------------------|---|-------------------------------|
| A | MRT 1330 TURBO | K | MRT 1650 TURBO COMFORT LINE |
| B | MRT 1432 TURBO SE M 360 | L | MRT 1742 TURBO SE M 360 |
| C | MRT 1432 TURBO SE M 400 | M | MRT 1742 TURBO SE M 400 |
| D | MRT 1530 TURBO SE M 360 | N | MRT 1842 TURBO SE M 360 |
| E | MRT 1530 TURBO SE M 400 | O | MRT 1842 TURBO SE M 400 |
| F | MRT 1540 TURBO | P | MRT 1850 TURBO SE M 360 |
| G | MRT 1542 TURBO SE M 360 | Q | MRT 2150 TURBO SE M |
| H | MRT 1542 TURBO SE M 400 | R | MT 1435 H SL TURBO MONO ULTRA |
| I | MRT 1635 TURBO SE M 360 | S | 44TA E2 |
| J | MRT 1635 TURBO SE M 400 | | |



Window, cabin rear

Used on machine type: B, C, E, G, H, I, J, K, L, M, N, O, P, Q, S

REF 164TA4354

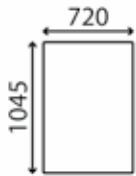


Window, cabin roof

Opening; flat; green tinted

Used on machine type: B, C, D, E, G, H, I, J, K, L, M, N, O, P, Q, S

REF 164TA4355



Window, cabin front

Flat; clear

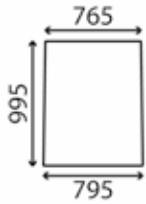
Used on machine type: A, F

REF 165TA3361



Used on: MANITOU-24

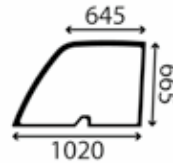
- A MHT 7140 L SE M AUSTRALIA
- B MHT 10120 L TURBO SE M
- C MHT 10160 L TURBO SE M
- D ML 40 S1 E2
- E MLT 630
- F MLT 630 TURBO
- G MVT 1232 L TURBO SERIE M E2
- H MVT 1232 SL TURBO SERIE M E2
- I MVT 10100 TURBO COMFORT LINE BELGIO MHO
- J MVT 10100 TURBO COMFORT LINE SA



Window, cabin front
Curved; green tinted

Used on machine type: A, B, C, D, E, F, G, H, I, J

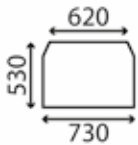
REF 139TA5252



Window, cabin LH door upper
Flat; green tinted

Used on machine type: A, B, C, E, F, I, J

REF 139TA5257



Window, cabin roof
Opening; curved; green tinted

Used on machine type: G, H

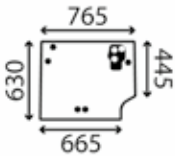
REF 139TA5260



Window, cabin side
LH; flat; green tinted

Used on machine type: A, B, C, E, F, I, J

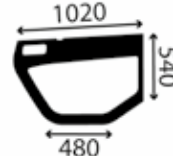
REF 139TA5263



Window, cabin rear
Curved; green tinted

Used on machine type: E, F

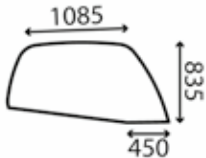
REF 139TA5267



Window, cabin LH door lower
Flat; green tinted

Used on machine type: A, B, C, E, F, G, H, I, J

REF 164TA4292



Window, cabin side
RH; flat; green tinted

Used on machine type: A, B, C, E, F, I, J

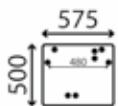
REF 164TA4293



Window, cabin roof
Opening; flat; green tinted

Used on machine type: A, B, C, E, F, I, J

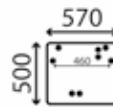
REF 164TA4294



Window, cabin rear

Used on machine type: A, B, C, I, J

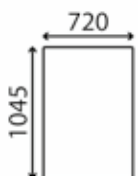
REF 164TA4296



Window, cabin rear
Flat; green tinted

Used on machine type: B, C

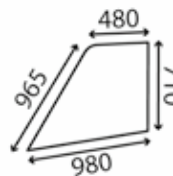
REF 164TA4297



Window, cabin front
Flat; clear

Used on machine type: E, F

REF 164TA4311



Window, cabin LH door upper
Flat; clear

Used on machine type: E, F

REF 164TA4312



Used on: MANITOU-24

- A MHT 7140 L SE M AUSTRALIA
- B MHT 10120 L TURBO SE M
- C MHT 10160 L TURBO SE M
- D ML 40 S1 E2
- E MLT 630
- F MLT 630 TURBO
- G MVT 1232 L TURBO SERIE M E2
- H MVT 1232 SL TURBO SERIE M E2
- I MVT 10100 TURBO COMFORT LINE BELGIO MHO
- J MVT 10100 TURBO COMFORT LINE SA

Window, cabin side
RH; flat; clear

Used on machine type: E, F

REF 164TA4313

Window, cabin side
LH; flat; clear

Used on machine type: E, F

REF 164TA4314

Window, cabin rear
Flat; clear

Used on machine type: E, F

REF 164TA4315

Window, cabin roof
Opening; flat; clear

Used on machine type: E, F

REF 164TA4316

Window, cabin LH door upper
Flat; green tinted

Used on machine type: G, H

REF 164TA4317

Window, cabin rear
Lower; flat; green tinted

Used on machine type: G, H

REF 164TA4319

Window, cabin side
RH; flat; green tinted

Used on machine type: G, H

REF 164TA4320

Window, cabin side
LH; flat; green tinted

Used on machine type: G, H

REF 164TA4321

Window, cabin front
Flat; clear

Used on machine type: E, F

REF 164TA4340

Window, cabin front
Flat; clear

Used on machine type: E, F

REF 164TA4341

Window, cabin LH door upper
Flat; clear

Used on machine type: E, F

REF 164TA4342

Window, cabin LH door lower
Flat; clear

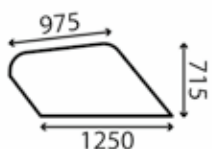
Used on machine type: E, F

REF 164TA4343



Used on: MANITOU-24

- A MHT 7140 L SE M AUSTRALIA
- B MHT 10120 L TURBO SE M
- C MHT 10160 L TURBO SE M
- D ML 40 S1 E2
- E MLT 630
- F MLT 630 TURBO
- G MVT 1232 L TURBO SERIE M E2
- H MVT 1232 SL TURBO SERIE M E2
- I MVT 10100 TURBO COMFORT LINE BELGIO MHO
- J MVT 10100 TURBO COMFORT LINE SA



Window, cabin side
RH; flat; clear

Used on machine type: E, F

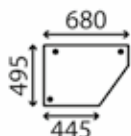
REF 164TA4345



Window, cabin side
LH; flat; clear

Used on machine type: E, F

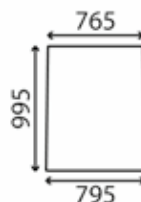
REF 164TA4346



Window, cabin rear
Flat; clear

Used on machine type: E, F

REF 164TA4347



Window, cabin front
Curved; green tinted

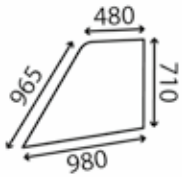
Used on machine type: E

REF 164TA4381



Used on: MANITOU-25

- A MVT 1040 L
- B MVT 1130 L
- C MVT 1130 L USA
- D MVT 1130 LS
- E MVT 1330 S
- F MVT 1330 S TURBO ISRAEL
- G MVT 1330 S TURBO TUV



Window, cabin LH door upper
Flat; clear

Used on machine type: A, B, C, D, E, F, G

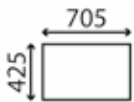
REF 164TA4312



Window, cabin side
LH; flat; clear

Used on machine type: A, B, C, D, E, F, G

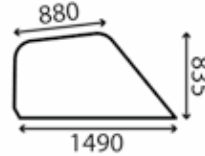
REF 164TA4314



Window, cabin roof
Opening; flat; clear

Used on machine type: A, B, C, D, E, F, G

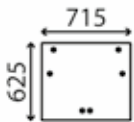
REF 164TA4316



Window, cabin side
RH; flat; green tinted

Used on machine type: A, B, C, D, E, F, G

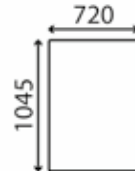
REF 164TA4352



Window, cabin rear

Used on machine type: B, D

REF 164TA4353



Window, cabin front
Flat; clear

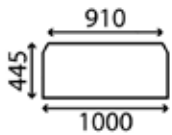
Used on machine type: A, B, C, D, E, F, G

REF 165TA3361



Used on: MANITOU-26

A	MC 30	U	MC 70 POWERSHIFT S3 E2
B	MC 30 S2	V	MC 70 TURBO POWERSHIFT
C	MC 30 S3 E2	W	MC 70 TURBO POWERSHIFT S2
D	MC 30 TURBO S3 E3	X	MC 70 TURBO POWERSHIFT S3 E3
E	MC 40 POWERSHIFT	Y	MH 20-4 TURBO BUGGIE
F	MC 40 POWERSHIFT S2	Z	MH 20-4 TURBO BUGGIE S2 E2
G	MC 40 POWERSHIFT S3 E2	AA	MH 20-4 TURBO BUGGIE S2 E3
H	MC 40 TURBO POWERSHIFT S3 E3	AB	MH 25-4 TURBO BUGGIE
I	MC 50 POWERSHIFT	AC	MH 25-4 TURBO BUGGIE S2 E2
J	MC 50 POWERSHIFT S2	AD	MH 25-4 TURBO BUGGIE S2 E3
K	MC 50 POWERSHIFT S3 E2	AE	MSI 20
L	MC 50 TURBO POWERSHIFT S3 E3	AF	MSI 25
M	MC 60 POWERSHIFT	AG	MSI 30
N	MC 60 POWERSHIFT S2		
O	MC 60 POWERSHIFT S3 E2		
P	MC 60 TURBO POWERSHIFT		
Q	MC 60 TURBO POWERSHIFT S2		
R	MC 60 TURBO POWERSHIFT S3 E3		
S	MC 70 POWERSHIFT		
T	MC 70 POWERSHIFT S2		



Window, cabin roof
Opening; flat; green tinted

Used on machine type: A, B, C, D, E, F, G, H, I, J, K, L, M, N, O, P, Q, R, S, T, U, V, W, X, Y, Z, AA, AB, AC, AD, AE, AF, AG

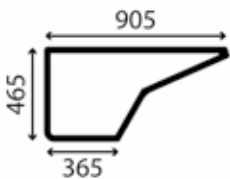
REF 139TA5255



Window, cabin LH door lower
LH; lower; flat; green tinted

Used on machine type: Y, Z, AB, AD

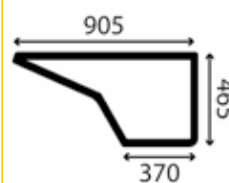
REF 139TA5262



Window, cabin RH door lower
RH; lower; flat; green tinted

Used on machine type: A, B, D, E, F, G, H, I, J, K, L, M, N, O, P, Q, R, S, T, U, V, W, X

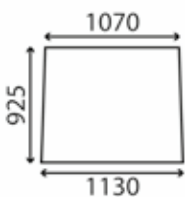
REF 164TA4280



Window, cabin LH door lower
LH; lower; flat; green tinted

Used on machine type: A, B, D, E, F, G, H, I, J, K, L, M, N, O, P, Q, R, S, T, U, V, W, X

REF 164TA4281



Window, cabin front
Flat; green tinted

Used on machine type: Y, Z, AA, AB, AC, AD, AE, AF, AG

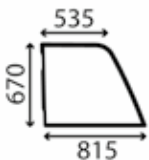
REF 164TA4282



Window, cabin RH door upper

Used on machine type: Y, Z, AB, AD

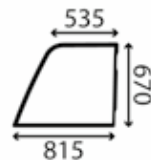
REF 164TA4283



Window, cabin RH door upper

Used on machine type: Y, AB

REF 164TA4284



Window, cabin LH door upper
LH; upper; flat; green tinted

Used on machine type: Y, AB

REF 164TA4285



Window, cabin RH door lower
RH; lower; flat; green tinted

Used on machine type: Y, Z, AB, AD

REF 164TA4286



Window, cabin side
RH; flat; green tinted

Used on machine type: Y, Z, AB, AD

REF 164TA4287



Used on: MANITOU-26

A	MC 30	U	MC 70 POWERSHIFT S3 E2
B	MC 30 S2	V	MC 70 TURBO POWERSHIFT
C	MC 30 S3 E2	W	MC 70 TURBO POWERSHIFT S2
D	MC 30 TURBO S3 E3	X	MC 70 TURBO POWERSHIFT S3 E3
E	MC 40 POWERSHIFT	Y	MH 20-4 TURBO BUGGIE
F	MC 40 POWERSHIFT S2	Z	MH 20-4 TURBO BUGGIE S2 E2
G	MC 40 POWERSHIFT S3 E2	AA	MH 20-4 TURBO BUGGIE S2 E3
H	MC 40 TURBO POWERSHIFT S3 E3	AB	MH 25-4 TURBO BUGGIE
I	MC 50 POWERSHIFT	AC	MH 25-4 TURBO BUGGIE S2 E2
J	MC 50 POWERSHIFT S2	AD	MH 25-4 TURBO BUGGIE S2 E3
K	MC 50 POWERSHIFT S3 E2	AE	MSI 20
L	MC 50 TURBO POWERSHIFT S3 E3	AF	MSI 25
M	MC 60 POWERSHIFT	AG	MSI 30
N	MC 60 POWERSHIFT S2		
O	MC 60 POWERSHIFT S3 E2		
P	MC 60 TURBO POWERSHIFT		
Q	MC 60 TURBO POWERSHIFT S2		
R	MC 60 TURBO POWERSHIFT S3 E3		
S	MC 70 POWERSHIFT		
T	MC 70 POWERSHIFT S2		



Window, cabin side
RH; flat; green tinted

Used on machine type: Y, AB

REF 164TA4288



Window, cabin side
LH; flat; green tinted

Used on machine type: Y, Z, AB, AD

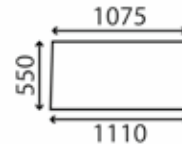
REF 164TA4289



Window, cabin side
LH; flat; green tinted

Used on machine type: Y, AB

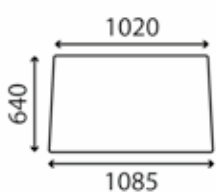
REF 164TA4290



Window, cabin rear
Flat; green tinted

Used on machine type: Y, Z, AA, AB, AC, AD, AE, AF, AG

REF 164TA4291



Window, cabin rear
Flat; green tinted

Used on machine type: A, B, C, D, E, F, G, H, I, J, K, L, M, N, O, P, Q, R, S, T, U, V, W, X

REF 165TA3394



Window, cabin RH door upper
RH; upper; flat; green tinted

Used on machine type: A, B, D, E, F, G, H, I, J, K, L, M, N, O, P, Q, R, S, T, U, V, W, X

REF 165TA3395



Window, cabin LH door upper
LH; upper; flat; clear

Used on machine type: A, B, D, E, F, G, H, I, J, K, L, M, N, O, P, Q, R, S, T, U, V, W, X

REF 165TA3396



Window, cabin side
RH; flat; green tinted

Used on machine type: A, B, C, D, E, F, G, H, I, J, K, L, M, N, O, P, Q, R, S, T, U, V, W, X

REF 165TA3397



Window, cabin side
LH; flat; green tinted

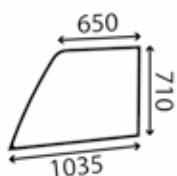
Used on machine type: A, B, C, D, E, F, G, H, I, J, K, L, M, N, O, P, Q, R, S, T, U, V, W, X

REF 165TA3398



Used on: MANITOU-27

- | | | | |
|---|--------------------------------|---|--------------------------------|
| A | MVT 1130 L COMFORT LINE USA | K | MVT 1330 DL COMFORT LINE |
| B | MVT 1130 L COMFORT LINE | L | MVT 1330 SL COMFORT LINE |
| C | MVT 1130 L TURBO COMFORT LINE | M | MVT 1330 SL TURBO COMFORT LINE |
| D | MVT 1135 L COMFORT LINE | | |
| E | MVT 1135 L TURBO COMFORT LINE | | |
| F | MVT 1230 L COMFORT LINE | | |
| G | MVT 1230 LS COMFORT LINE | | |
| H | MVT 1230 LS TURBO COMFORT LINE | | |
| I | MVT 1230 SL COMFORT LINE | | |
| J | MVT 1230 SL TURBO COMFORT LINE | | |



Window, cabin LH door upper
Flat; green tinted

Used on machine type: A, B, C, D, E, F, G, H, I, J, K, L, M

REF 164TA4322



Window, cabin side
LH; flat; green tinted

Used on machine type: A, B, C, D, E, F, G, H, I, J, K, L, M

REF 164TA4326



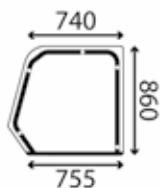
Window, cabin roof
Opening; flat; green tinted

Used on machine type: A, B, C, D, E, F, G, H, I, J, K, L, M

REF 164TA4329

Used on: MANITOU-28

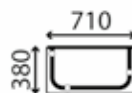
- | | |
|---|------------|
| A | MT 6034 T |
| B | MT 6034 XT |
| C | MT 6642 T |
| D | MT 6642 XT |
| E | MT 8044 XT |



Window, cabin LH door upper
LH; upper; flat; clear

Used on machine type: A, B, C, D, E

REF 164TA4377



Window, cabin LH door lower
LH; lower; flat; clear

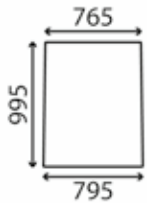
Used on machine type: A, B, C, D, E

REF 164TA4378



Used on: MANITOU-29

A	MHT 1012 L	U	MLT 731 TURBO LSU SERIE C-E2
B	MHT 10160	V	MLT 731 TURBO SERIE C-E2
C	MHT 780	W	MLT 731
D	MHT 860 L	X	MLT 735-120 LSU PS SERIE C-E2
E	MHT-X 780	Y	MLT 735-120 LSU SERIE C-E2
F	MLT 1035 L TURBO LSU SE C-E2	Z	MLT 741-120 LSU PS SERIE C-E2
G	MLT 1035 L	AA	MLT 741-120 LSU SERIE C-E2
H	MLT 526 SERIE A	AB	MT 732 EASY 75D ST3B S1
I	MLT 532 MONO-U	AC	MT 732 ST3B
J	MLT 532T	AD	MT 932 EASY 75D ST3B S1
K	MLT 627 TURBO EVOLUTION	AE	MT 932 ST3B
L	MLT 627	AF	MVT 628 T
M	MLT 630 T		
N	MLT 630 TURBO SERIE C-E2		
O	MLT 633		
P	MLT 634 T		
Q	MLT 634 TURBO LSU SERIE C-E2		
R	MLT 634-120 LSU PS SERIE C-E2		
S	MLT 634-120 LSU SERIE C-E2		
T	MLT 731 T		



Window, cabin front

Curved; green tinted

Used on machine type: A, B, C, D, E, F, G, H, I, J, K, L, M, N, O, P, Q, R, S, T, U, V, W, X, Y, Z, AA, AB, AC, AD, AE, AF

REF 164TA4381

Used on: MANITOU-30

A	MC 30 CP
B	MC 40 CP
C	MC 50 CP
D	MC 60 CP



Window, cabin side

RH; front; curved; green tinted

Used on machine type: A, B, C, D

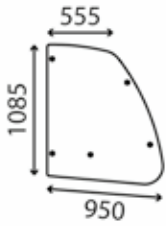
REF 165TA3356



Used on: MANITOU

Used on: MANITOU-31

- A MI 60 H S1 E2
- B MI 70 H S1 E2



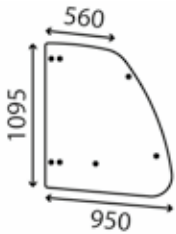
Window, cabin side
RH; flat; green tinted

Used on machine type: A, B

REF 165TA3400

Used on: MANITOU-32

- A MI 60 TURBO S2 E2
- B MI 70 TURBO S2 E2



Window, cabin side
RH; front; opening; flat; green tinted

Used on machine type: A, B

REF 165TA3434



Used on: MASSEY FERGUSON

Model	Series
50 H SERIE T	50 H - 50/60 HX
50 HX	50 H - 50/60 HX
50 HX SERIE S	50 H - 50/60 HX
50 HX SERIE T	50 H - 50/60 HX
60 HX SERIE T	50 H - 50/60 HX
8925	8900
8925 TIER 3	8900 TIER 3
8926	8900
8926 TIER 3	8900 TIER 3
8937	8900
8939	8900
89410	89410-89410 L
89410 L	89410-89410 L
89410 L TIER 3	89410-89410 L TIER 3
89410 TIER 3	89410-89410 L TIER 3

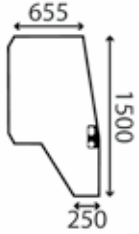
Model	Series
8947	8900
8947 TIER 3	8900 TIER 3
9205	9205
9305	9305
9306	9000
9306 STAGE 3B	9000
9407	9000
9407 S	9000
9407 S STAGE 3B	9000
9407 STAGE 3B	9000
TELETRAC	TELETRAC
TH 6034 ST4	TH 6000 ST4-TH 7000 ST4
TH 7035 ST4	TH 6000 ST4-TH 7000 ST4
TH 7038 ST4	TH 6000 ST4-TH 7000 ST4

Used on: MASSEY FERGUSON



Used on: MASSEY FERGUSON 50 H - 50/60 HX

- A 50 H SERIE T
- B 50 HX
- C 50 HX SERIE S
- D 50 HX SERIE T
- E 60 HX SERIE T



Window, cabin RH door
RH; flat; green tinted

Used on machine type: B, C

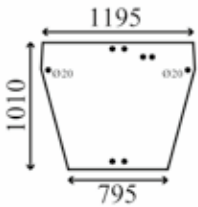
REF 164TA4386



Window, cabin LH door
LH; flat; green tinted

Used on machine type: B, C

REF 164TA4387



Window, cabin rear
Central; flat; green tinted

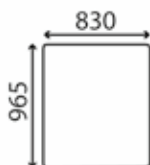
Used on machine type: A, B, C, D, E

REF 164TA4388



Used on: MASSEY FERGUSON 8900

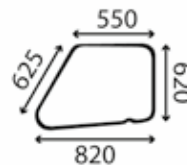
- A 8925
- B 8926
- C 8937
- D 8939
- E 8947



Window, cabin front
Flat; green tinted

Used on machine type: A, B, C, D, E

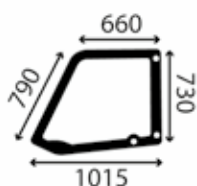
REF 164TA4389



Window, cabin LH door upper
Flat; green tinted

Used on machine type: A, B, C, D, E

REF 164TA4391



Window, cabin LH door upper
Flat; green tinted

Used on machine type: A, B, C, D, E

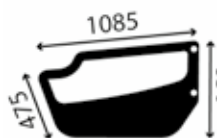
REF 164TA4392



Window, cabin LH door lower
Flat; green tinted

Used on machine type: A, B, C, D, E

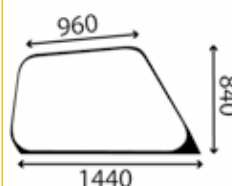
REF 164TA4393



Window, cabin LH door lower
Flat; green tinted

Used on machine type: A, B, C, D, E

REF 164TA4394



Window, cabin side
RH; flat; green tinted

Used on machine type: A, B, C, D, E

REF 164TA4395



Window, cabin side
LH; flat; green tinted

Used on machine type: A, B, C, D, E

REF 164TA4397



Window, cabin side
LH; flat; green tinted

Used on machine type: A, B, C, D, E

REF 164TA4398



Window, cabin rear
Flat; green tinted

Used on machine type: A, B, C, D, E

REF 164TA4399



Window, cabin rear
Flat; green tinted

Used on machine type: A, B, C, D, E

REF 164TA4400



Gas spring, hood/cover RH
250 N; length: 525,00 mm

Used on machine type: A, B, C, D, E

REF 164TA4402



Gas spring, hood/cover RH
300 N; length: 570,00 mm


Used on machine type: A, B, C, D, E

REF 164TA4403



Used on: MASSEY FERGUSON 8900


- A 8925
- B 8926
- C 8937
- D 8939
- E 8947



Gas spring, hood/cover RH
350 N; length: 630,00 mm

Used on machine type: A, B, C, D, E

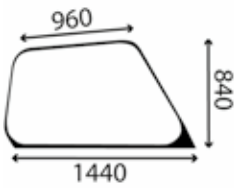
REF 164TA4404



Gas spring, cabin rear window
200 N; length: 325,00 mm

Used on machine type: A, B, C, D, E

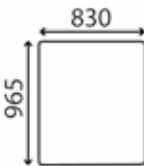
REF 164TA4405



Window, cabin side
RH; flat; green tinted

Used on machine type: A, B, C, D, E

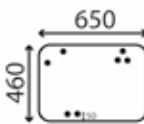
REF 165TA3388



Window, cabin front
Flat; green tinted

Used on machine type: A, B, C, D, E

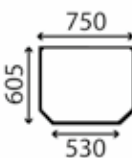
REF 165TA3389



Window, cabin rear
Flat; green tinted

Used on machine type: A, B, C, D, E

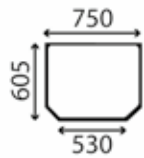
REF 165TA3390



Window, cabin roof
Laminated; curved; green tinted

Used on machine type: A, B, C, D

REF 166TA2080



Window, cabin roof
Laminated; curved; green tinted

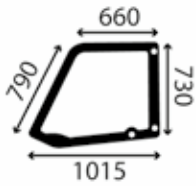
Used on machine type: A, B, C, D, E

REF 166TA2081



Used on: MASSEY FERGUSON 8900 TIER 3

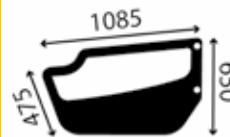
- A 8925 TIER 3
- B 8926 TIER 3
- C 8947 TIER 3



Window, cabin LH door upper
Flat; green tinted

Used on machine type: A, B, C

REF 164TA4392



Window, cabin LH door lower
Flat; green tinted

Used on machine type: A, B, C

REF 164TA4394



Window, cabin side
LH; flat; green tinted

Used on machine type: A, B, C

REF 164TA4398



Gas spring, hood/cover RH
300 N; length: 570,00 mm

Used on machine type: A, B, C

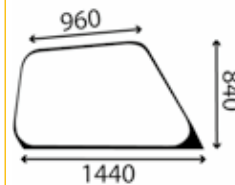
REF 164TA4403



Gas spring, cabin rear window
200 N; length: 325,00 mm

Used on machine type: A, B, C

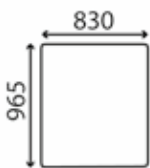
REF 164TA4405



Window, cabin side
RH; flat; green tinted

Used on machine type: A, B, C

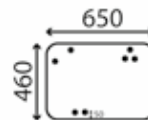
REF 165TA3388



Window, cabin front
Flat; green tinted

Used on machine type: A, B, C

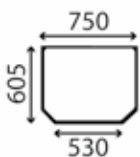
REF 165TA3389



Window, cabin rear
Flat; green tinted

Used on machine type: A, B, C

REF 165TA3390



Window, cabin roof
Laminated; curved; green tinted

Used on machine type: A, B, C

REF 166TA2081



Used on: MASSEY FERGUSON 89410-89410 L

- A 89410
- B 89410 L

Window, cabin LH door upper
Flat; green tinted

Used on machine type: A, B

REF 164TA4392

Window, cabin LH door lower
Flat; green tinted

Used on machine type: A, B

REF 164TA4394

Window, cabin side
LH; flat; green tinted

Used on machine type: A, B

REF 164TA4398

Gas spring, hood/cover RH
300 N; length: 570,00 mm

Used on machine type: A, B

REF 164TA4403

Gas spring, cabin rear window
200 N; length: 325,00 mm

Used on machine type: A, B

REF 164TA4405

Window, cabin side
RH; flat; green tinted

Used on machine type: A, B

REF 165TA3388

Window, cabin front
Flat; green tinted

Used on machine type: A, B

REF 165TA3389

Window, cabin rear
Flat; green tinted

Used on machine type: A, B

REF 165TA3390

Window, cabin roof
Laminated; curved; green tinted

Used on machine type: A, B

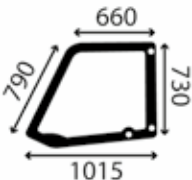
REF 166TA2081



Used on: MASSEY FERGUSON 89410-89410 L TIER 3

- A 89410 TIER 3
- B 89410 L TIER 3


Used on: MASSEY FERGUSON



Window, cabin LH door upper
Flat; green tinted

Used on machine type: A, B


REF 164TA4392



Window, cabin LH door lower
Flat; green tinted

Used on machine type: A, B

REF 164TA4394



Window, cabin side
LH; flat; green tinted

Used on machine type: A, B


REF 164TA4398



Gas spring, hood/cover RH
300 N; length: 570,00 mm

Used on machine type: A, B

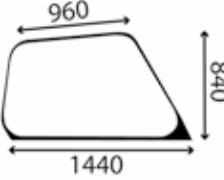
REF 164TA4403



Gas spring, cabin rear window
200 N; length: 325,00 mm

Used on machine type: A, B

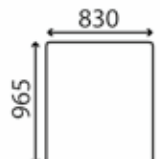
REF 164TA4405



Window, cabin side
RH; flat; green tinted

Used on machine type: A, B


REF 165TA3388



Window, cabin front
Flat; green tinted

Used on machine type: A, B

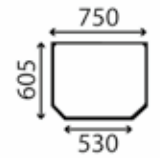
REF 165TA3389



Window, cabin rear
Flat; green tinted

Used on machine type: A, B

REF 165TA3390



Window, cabin roof
Laminated; curved; green tinted

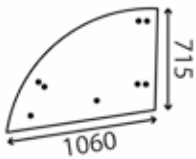
Used on machine type: A, B

REF 166TA2081



Used on: MASSEY FERGUSON 9000

- A 9306
- B 9306 STAGE 3B
- C 9407
- D 9407 STAGE 3B
- E 9407 S
- F 9407 S STAGE 3B



Window, cabin LH door upper
Opening; flat; green tinted

Used on machine type: A, B, C, D, E, F

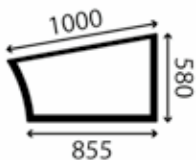
REF 165TA3386



Gas spring, hood/cover

Used on machine type: B, D, F

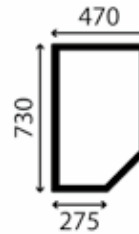
REF 165TA3387



Window, cabin LH door lower
Flat; green tinted

Used on machine type: A, B, C, D, E, F

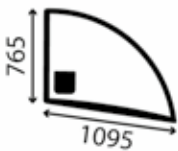
REF 166TA2082



Window, cabin side
LH; flat; green tinted

Used on machine type: A, B, C, D, E, F

REF 166TA2083



Window, cabin side
RH; flat; green tinted

Used on machine type: A, B, C, D, E, F

REF 166TA2085



Window, cabin front
Curved; green tinted

Used on machine type: A, B, C, D, E, F

REF 166TA2088



Gas spring, hood/cover

Used on machine type: A, C, E

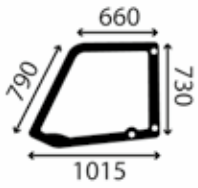
REF 166TA2264



Used on: MASSEY FERGUSON 9205

A 9205

Used on: MASSEY FERGUSON



Window, cabin LH door upper
Flat; green tinted

Used on machine type: A

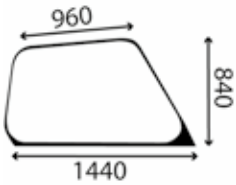
REF 164TA4392



Window, cabin side
LH; flat; green tinted

Used on machine type: A

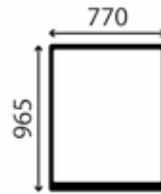
REF 164TA4398



Window, cabin side
RH; flat; green tinted

Used on machine type: A

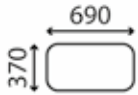
REF 165TA3388



Window, cabin front
Flat; green tinted

Used on machine type: A

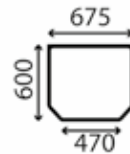
REF 166TA2087



Window, cabin rear
Flat; green tinted

Used on machine type: A

REF 166TA2089



Window, cabin roof
Curved; green tinted

Used on machine type: A

REF 166TA2091



Used on: MASSEY FERGUSON 9305

A 9305



Gas spring, cabin rear window
200 N; length: 325,00 mm

Used on machine type: A

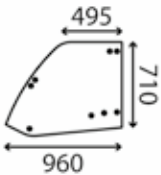
REF 164TA4405



Gas spring, hood/cover

Used on machine type: A

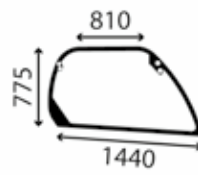
REF 165TA3387



Window, cabin LH door upper
Opening; flat; green tinted

Used on machine type: A

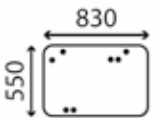
REF 166TA2084



Window, cabin side
RH; flat; green tinted

Used on machine type: A

REF 166TA2086



Window, cabin rear
Curved; green tinted

Used on machine type: A

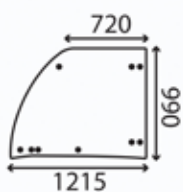
REF 166TA2090



Used on: MASSEY FERGUSON TELETRAC

A TELETRAC

Used on: MASSEY FERGUSON



Window, cabin LH door upper
Flat; green tinted

Used on machine type: A

REF 164TA5215



Window, cabin LH door lower
Flat; green tinted

Used on machine type: A

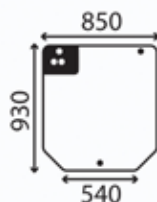
REF 164TA5216



Window, cabin side
LH; flat; green tinted

Used on machine type: A

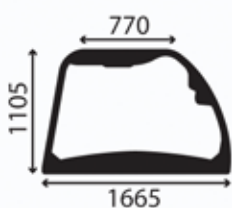
REF 164TA5218



Window, cabin rear
Flat; green tinted

Used on machine type: A

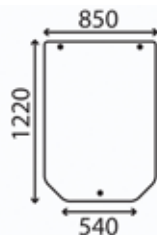
REF 164TA5219



Window, cabin side
RH; flat; green tinted

Used on machine type: A

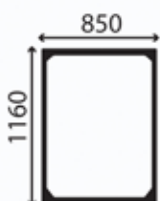
REF 164TA5222



Window, cabin front
Curved; green tinted

Used on machine type: A

REF 166TA2245



Window, cabin roof
Curved; green tinted

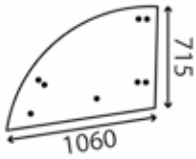
Used on machine type: A

REF 166TA2246



Used on: MASSEY FERGUSON TH 6000 ST4-TH 7000 ST4

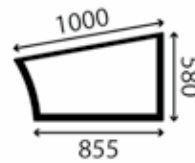
- A TH 6034 ST4
- B TH 7035 ST4
- C TH 7038 ST4



Window, cabin LH door upper
Opening; flat; green tinted

Used on machine type: A, B, C

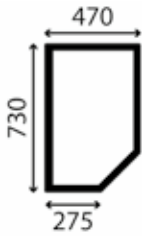
REF 165TA3386



Window, cabin LH door lower
Flat; green tinted

Used on machine type: A, B, C

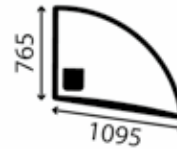
REF 166TA2082



Window, cabin side
LH; flat; green tinted

Used on machine type: A, B, C

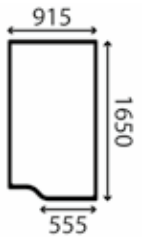
REF 166TA2083



Window, cabin side
RH; flat; green tinted

Used on machine type: A, B, C

REF 166TA2085



Window, cabin front
Curved; green tinted

Used on machine type: A, B, C

REF 166TA2088



Used on: MC CORMICK

Model	Series
TELETRAC	TELETRAC

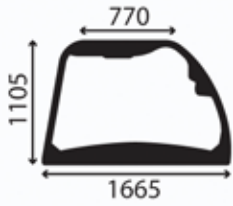
Used on: MC CORMICK





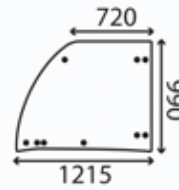
Used on: MC CORMICK TELETRAC

A TELETRAC



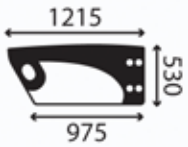
Window, cabin side
RH; flat; green tinted

Used on machine type: A
REF 164TA5217



Window, cabin LH door upper
LH; upper; flat; green tinted

Used on machine type: A
REF 164TA5220



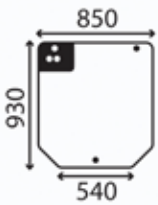
Window, cabin LH door lower
LH; lower; flat; green tinted

Used on machine type: A
REF 164TA5221



Window, cabin side
LH; flat; green tinted

Used on machine type: A
REF 164TA5223



Window, cabin rear
Flat; green tinted

Used on machine type: A
REF 164TA5224



Used on: MERLO			
Model	Series	Model	Series
MF 27.8	MERLO-8	P30.7 EVT	MERLO-4
MF 29.6	MERLO-8	P30.7 EVX	MERLO-4
MF 30.6	MERLO-5	P30.7 K	MERLO-5
MF 30.6 CL 2	MERLO-8	P30.7 KT	MERLO-5
MF 30.6 TOP 2	MERLO-8	P30.9 K	MERLO-5
MF 30.9	MERLO-5	P30.9 KT	MERLO-5
MF 30.9 C	MERLO-5	P32.12 EVS	MERLO-4
MF 30.9 CL 2	MERLO-8	P32.6	MERLO-8
MF 30.9 TOP 2	MERLO-8	P32.6 L	MERLO-9
MF 40.9 CS	MERLO-10	P32.6 L PLUS	MERLO-9
MPR 25	MERLO-8	P32.6 PLUS	MERLO-8
P101.10 HM	MERLO-8	P32.6 TOP	MERLO-8
P101.10 K	MERLO-5	P32.7 EVT	MERLO-4
P120.10 HM	MERLO-8	P33.7 EVT	MERLO-4
P23.6 EV-SC	MERLO-2	P33.7 KT	MERLO-5
P25.6	MERLO-8	P34.10	MERLO-8
P25.6 LOX	MERLO-8	P34.10 PLUS	MERLO-8
P25.9	MERLO-1	P34.10 TOP	MERLO-8
P25.9 EVN	MERLO-4	P34.7	MERLO-8
P25.9 EVS	MERLO-4	P34.7 PLUS	MERLO-8
P26.6 EVS	MERLO-2	P34.7 TOP	MERLO-8
P26.6 EVT	MERLO-2	P35.11 EVS	MERLO-4
P26.6 LP	MERLO-3	P35.12 K	MERLO-5
P26.6 LPT	MERLO-3	P35.13 EVS	MERLO-4
P26.6 SP	MERLO-4	P35.13 K	MERLO-5
P26.6 SPT	MERLO-4	P35.7 EVS	MERLO-4
P27.7 EVN	MERLO-4	P35.7 EVT	MERLO-4
P27.7 EVS	MERLO-4	P35.7 EVX	MERLO-4
P27.9 EVS	MERLO-4	P35.7 KT	MERLO-5
P27.9 EVT	MERLO-4	P35.9 EVS	MERLO-4
P27.9 EVX	MERLO-4	P36.10	MERLO-8
P28.7 EVS	MERLO-4	P36.10 PLUS	MERLO-8
P28.7 EVT	MERLO-4	P36.10 TOP	MERLO-8
P28.7 K	MERLO-5	P36.7	MERLO-8
P28.7 KT	MERLO-5	P36.7 PLUS	MERLO-8
P28.8 L	MERLO-9	P36.7 TOP	MERLO-8
P28.8 L PLUS	MERLO-9	P37.10	MERLO-8
P28.8 PLUS	MERLO-8	P37.10 CS	MERLO-8
P28.8 TOP	MERLO-8	P37.11 K	MERLO-5
P28.9 EVS	MERLO-4	P37.12	MERLO-8
P28.9 EVT	MERLO-4	P37.12 PLUS	MERLO-7
P28.9 EVX	MERLO-4	P38.10	MERLO-7
P28.9 KT	MERLO-5	P38.10 TOP	MERLO-7
P30.11	MERLO-1	P38.12	MERLO-7
P30.12 EVS	MERLO-4	P38.12 PLUS	MERLO-7
P30.13 EVS	MERLO-4	P38.13	MERLO-7
P30.7	MERLO-1	P38.13 PLUS	MERLO-7
P30.7 EVS	MERLO-4	P38.14	MERLO-7

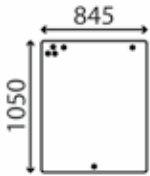


Used on: MERLO			
Model	Series	Model	Series
P38.14 PLUS	MERLO-7	ROTO 40.18 EVS	MERLO-4
P39.10	MERLO-7	ROTO 40.18 S	MERLO-6
P40.14 K	MERLO-5	ROTO 40.21	MERLO-6
P40.16	MERLO-7	ROTO 40.21 EVS	MERLO-4
P40.16 EVS	MERLO-4	ROTO 40.21 TJ	MERLO-4
P40.16 K	MERLO-5	ROTO 40.25 MCSS	MERLO-6
P40.16 KS	MERLO-5	ROTO 40.26 MCSS	MERLO-6
P40.17	MERLO-7	ROTO 40.30 MCSS	MERLO-6
P40.17 K	MERLO-5	ROTO 45.19	MERLO-6
P40.17 KS	MERLO-5	ROTO 45.19 KSC	MERLO-5
P40.17 PLUS	MERLO-7	ROTO 45.19 MCSS	MERLO-6
P40.7	MERLO-7	ROTO 45.21	MERLO-6
P40.7 CS	MERLO-7	ROTO 45.21 KSC	MERLO-5
P40.7 TOP	MERLO-7	ROTO 45.21 MCSS	MERLO-6
P40.8	MERLO-1	ROTO 50.10 KS	MERLO-5
P40.8 EVS	MERLO-4	ROTO 50.10 S	MERLO-6
P40.8 K	MERLO-5	ROTO 50.16 EVS	MERLO-4
P40.9 K	MERLO-5	ROTO 50.16 KSC	MERLO-5
P40.9 PLUS	MERLO-7	ROTO 60.24 MCSS	MERLO-6
P41.7	MERLO-7	TF 33.9-120	MERLO-10
P41.7 TOP	MERLO-7	TF 35.7-120	MERLO-10
P55.9 CS	MERLO-7	TF 38.10 CS-120	MERLO-10
P60.10	MERLO-7	TF 38.10 CS-156	MERLO-10
P60.10 EV	MERLO-4	TF 38.10 TT CS-120	MERLO-10
P60.10 K	MERLO-5	TF 38.10 TT CS-156	MERLO-10
P60.6	MERLO-1	TF 38.10 TT CS-156-CV TRONIC	MERLO-10
P60.6 EVS	MERLO-4	TF 38.10 TT-120	MERLO-10
P65.14 HM	MERLO-7	TF 38.10-120	MERLO-10
P72.10	MERLO-7	TF 38.10-120 CV TRONIC	MERLO-10
P72.10 K	MERLO-5	TF 38.7 CS-120	MERLO-10
P75.9 CS	MERLO-7	TF 38.7 CS-120-CV TRONIC	MERLO-10
P80.9 HM	MERLO-7	TF 38.7 TT-120	MERLO-10
ROTO 30.13 EV	MERLO-4	TF 38.7-120	MERLO-10
ROTO 30.16 EV	MERLO-4	TF 38.7-120 LS	MERLO-10
ROTO 30.16 K	MERLO-5	TF 42.7 CS-156	MERLO-10
ROTO 33.13 K	MERLO-5	TF 42.7 TT CS-156	MERLO-10
ROTO 33.16 KS	MERLO-5	TF 42.7 TT CS-156-CV TRONIC	MERLO-10
ROTO 38.16	MERLO-6	TF 42.7-156	MERLO-10
ROTO 38.16 S	MERLO-6	TF 45.11 TCS-156-CV TRONIC	MERLO-10
ROTO 40.18 EV	MERLO-4	TF 50.8 TCS-156-CV TRONIC	MERLO-10



Used on: MERLO-1

- A P25.9
- B P30.7
- C P30.11
- D P40.8
- E P60.6



Window, cabin front
Flat; green tinted

Used on machine type: A, B, C, D, E

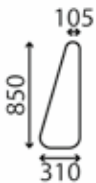
REF 166TA2151



Window, cabin LH door
Flat; green tinted

Used on machine type: A, B, C, D, E

REF 166TA2152



Window, cabin side
LH; front; flat; green tinted

Used on machine type: A, B, C, D, E

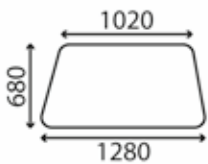
REF 166TA2153



Window, cabin side
LH; rear; flat; green tinted

Used on machine type: A, B, C, D, E

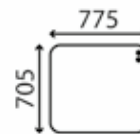
REF 166TA2154



Window, cabin side
RH; flat; green tinted

Used on machine type: A, B, C, D, E

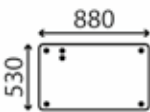
REF 166TA2155



Window, cabin rear
Flat; green tinted

Used on machine type: A, B, C, D, E

REF 166TA2156



Window, cabin roof
Flat; green tinted

Used on machine type: A, B, C, D, E

REF 166TA2157



Used on: MERLO-2

- A P23.6 EV-SC
- B P26.6 EVS
- C P26.6 EVT



Window, cabin LH door upper
Flat; green tinted

Used on machine type: A

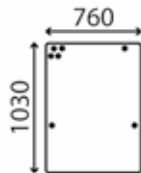
REF 166TA2146



Window, cabin side
LH; flat; green tinted

Used on machine type: A

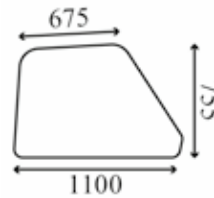
REF 166TA2147



Window, cabin front
Flat; green tinted

Used on machine type: A, B, C

REF 166TA2171



Window, cabin side
RH; flat; green tinted

Used on machine type: A, B, C

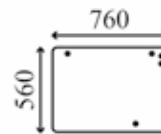
REF 166TA2175



Window, cabin side
LH; flat; green tinted

Used on machine type: B, C

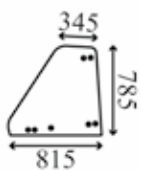
REF 166TA2176



Window, cabin rear
Flat; green tinted

Used on machine type: A, B, C

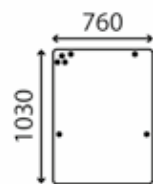
REF 166TA2177



Window, cabin LH door upper
Flat; green tinted

Used on machine type: B, C

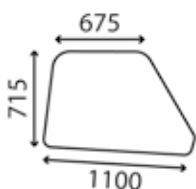
REF 166TA2178



Window, cabin front
Flat; bronze tinted

Used on machine type: A, B, C

REF 166TA2184



Window, cabin side
RH; flat; bronze tinted

Used on machine type: A, B, C

REF 166TA2189



Gas spring, hood/cover

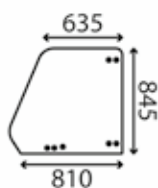
Used on machine type: B, C

REF 166TA2266



Used on: MERLO-3

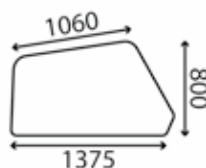
- A P26.6 LP
- B P26.6 LPT



Window, cabin LH door upper
Opening; flat; green tinted

Used on machine type: B

REF 164TA4456



Window, cabin side
RH; flat; green tinted

Used on machine type: B

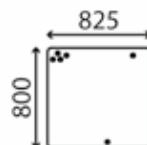
REF 164TA4457



Window, cabin rear
Flat; green tinted

Used on machine type: B

REF 164TA4458



Window, cabin front
Flat; green tinted

Used on machine type: A, B

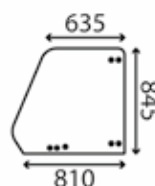
REF 166TA2138



Window, cabin roof
Opening; flat; green tinted

Used on machine type: A, B

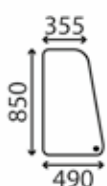
REF 166TA2161



Window, cabin LH door upper
Opening; flat; green tinted

Used on machine type: A

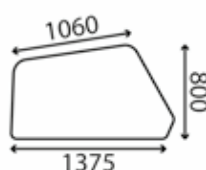
REF 166TA2162



Window, cabin side
LH; flat; green tinted

Used on machine type: A, B

REF 166TA2163



Window, cabin side
RH; flat; green tinted

Used on machine type: A

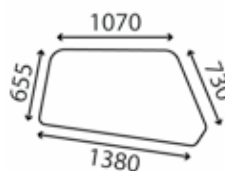
REF 166TA2164



Window, cabin rear
Flat; green tinted

Used on machine type: A

REF 166TA2165



Window, cabin side
RH; flat; bronze tinted

Used on machine type: A, B

REF 166TA2179



Gas spring, hood/cover

Used on machine type: A, B

REF 166TA2266



Used on: MERLO-4

A	P25.9 EVN	J	P28.7 EVT	T	P32.12 EVS	AD	P60.10 EV
B	P25.9 EVS	K	P28.9 EVS	U	P33.7 EVT	AE	P60.6 EVS
C	P26.6 SP	L	P28.9 EVT	V	P35.7 EVS	AF	ROTO 30.13 EV
D	P26.6 SPT	M	P28.9 EVX	W	P35.7 EVT	AG	ROTO 30.16 EV
E	P27.7 EVN	N	P30.7 EVS	X	P35.7 EVX	AH	ROTO 40.18 EV
F	P27.7 EVS	O	P30.7 EVT	Y	P35.9 EVS	AI	ROTO 40.18 EVS
G	P27.9 EVS	P	P30.7 EVX	Z	P35.11 EVS	AJ	ROTO 40.21 EVS
H	P27.9 EVT	Q	P30.12 EVS	AA	P35.13 EVS	AK	ROTO 40.21 TJ
I	P27.9 EVX	R	P30.13 EVS	AB	P40.8 EVS	AL	ROTO 50.16 EVS
I	P28.7 EVS	S	P32.7 EVT	AC	P40.16 EVS		

Window, cabin front
 Used on machine type: M, AF, AG, AH, AI, AJ, AK, AL
REF 164TA4423

Window, cabin LH door upper
 Opening; flat; clear
 Used on machine type: AF, AG, AI, AJ, AK, AL
REF 164TA4425

Window, cabin side
 RH; flat; green tinted
 Used on machine type: AF, AG, AH, AJ, AK, AL
REF 164TA4426

Window, cabin side
 LH; flat; green tinted
 Used on machine type: AF, AG, AI, AJ, AK, AL
REF 164TA4427

Window, cabin rear
 Flat; green tinted
 Used on machine type: AF, AG, AI, AJ, AK, AL
REF 164TA4428

Window, cabin roof
 Opening; flat; green tinted
 Used on machine type: AF, AG, AH, AI, AJ, AK, AL
REF 164TA4429

Window, cabin front
 Flat; green tinted
 Used on machine type: A, B, C, D, E, F, G, H, I, J, K, L, N, O, P, Q, R, S, T, U, V, W, X, Y, Z, AA, AB, AC, AD, AE
REF 166TA2133

Window, cabin LH door upper
 Opening; flat; clear
 Used on machine type: A, B, C, D, E, F, G, H, I, J, K, L, N, O, P, Q, R, S, T, U, V, W, X, Y, Z, AA, AB, AC, AD, AE
REF 166TA2134

Window, cabin side
 LH; flat; green tinted
 Used on machine type: A, B, C, D, E, F, G, H, I, J, K, L, N, O, P, Q, R, S, T, U, V, W, X, Y, Z, AA, AB, AC, AD, AE
REF 166TA2135

Window, cabin side
 RH; flat; green tinted
 Used on machine type: A, B, C, D, E, F, G, H, I, J, K, L, N, O, P, Q, R, S, T, U, V, W, X, Y, Z, AA, AB, AC, AD, AE
REF 166TA2136

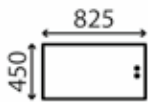
Window, cabin rear
 Flat; green tinted
 Used on machine type: A, B, C, D, E, F, G, H, I, J, K, L, N, O, P, Q, R, S, T, U, V, W, X, Y, Z, AA, AB, AC, AD, AE
REF 166TA2137

Window, cabin front
 Flat; green tinted
 Used on machine type: A, B, C, D, E, F, G, H, I, J, K, L, N, O, P, Q, R, S, T, U, V, W, X, Y, Z, AA, AB, AC, AD, AE
REF 166TA2138



Used on: MERLO-4

A	P25.9 EVN	J	P28.7 EVT	T	P32.12 EVS	AD	P60.10 EV
B	P25.9 EVS	K	P28.9 EVS	U	P33.7 EVT	AE	P60.6 EVS
C	P26.6 SP	L	P28.9 EVT	V	P35.7 EVS	AF	ROTO 30.13 EV
D	P26.6 SPT	M	P28.9 EVX	W	P35.7 EVT	AG	ROTO 30.16 EV
E	P27.7 EVN	N	P30.7 EVS	X	P35.7 EVX	AH	ROTO 40.18 EV
F	P27.7 EVS	O	P30.7 EVT	Y	P35.9 EVS	AI	ROTO 40.18 EVS
G	P27.9 EVS	P	P30.7 EVX	Z	P35.11 EVS	AJ	ROTO 40.21 EVS
H	P27.9 EVT	Q	P30.12 EVS	AA	P35.13 EVS	AK	ROTO 40.21 TJ
I	P27.9 EVX	R	P30.13 EVS	AB	P40.8 EVS	AL	ROTO 50.16 EVS
I	P28.7 EVS	S	P32.7 EVT	AC	P40.16 EVS		



Window, cabin roof

Opening; flat; green tinted

Used on machine type: A, B, C, D, E, F, G, H, I, J, K, L, N, O, P, Q, R, S, T, U, V, W, X, Y, Z, AA, AB, AC, AD, AE

REF 166TA2161



Gas spring, hood/cover

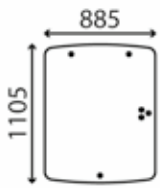
Used on machine type: A, B, C, D, E, F, H, I, J, K, L, N, O, P, Q, R, S, T, U, W, X, Y, Z, AA, AB, AC, AD, AE

REF 166TA2266



Used on: MERLO-5

A	MF 30.6	K	P33.7 KT	U	P40.17 K	AE	ROTO 50.10 KS
B	MF 30.9	L	P35.7 KT	V	P40.17 KS	AF	ROTO 50.16 KSC
C	MF 30.9 C	M	P35.12 K	W	P60.10 K		
D	P28.7 K	N	P35.13 K	X	P72.10 K		
E	P28.7 KT	O	P37.11 K	Y	P101.10 K		
F	P28.9 KT	P	P40.8 K	Z	ROTO 30.16 K		
G	P30.7 K	Q	P40.9 K	AA	ROTO 33.13 K		
H	P30.7 KT	R	P40.14 K	AB	ROTO 33.16 KS		
I	P30.9 K	S	P40.16 K	AC	ROTO 45.19 KSC		
J	P30.9 KT	T	P40.16 KS	AD	ROTO 45.21 KSC		



Window, cabin front
Flat; green tinted

Used on machine type: A, B, C, Z, AA, AB, AC, AD, AE, AF

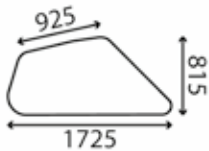
REF 139TA5289



Window, cabin LH door upper
Flat; clear

Used on machine type: A, Z, AA, AB, AD

REF 164TA4438



Window, cabin side
RH; flat; green tinted

Used on machine type: A, B, C, Z, AA, AB, AC, AD, AE, AF

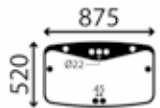
REF 164TA4439



Window, cabin side
LH; flat; green tinted

Used on machine type: A, Z, AA, AB, AC, AD, AE, AF

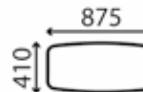
REF 164TA4440



Window, cabin rear
Flat; green tinted

Used on machine type: A, Z, AA, AB, AD

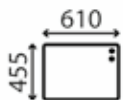
REF 164TA4441



Window, cabin rear
Lower; flat; green tinted

Used on machine type: A, B, C, Z, AA, AB, AC, AD, AE, AF

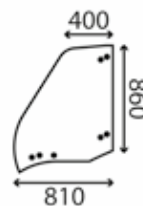
REF 164TA4442



Window, cabin roof
Opening; flat; green tinted

Used on machine type: A, B, C, Z, AB, AC, AD, AE, AF

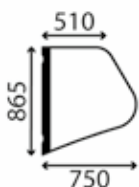
REF 164TA4443



Window, cabin LH door upper
Opening; flat; clear

Used on machine type: A, B, C, Z, AA, AB, AC, AD, AE, AF

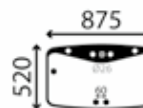
REF 164TA4445



Window, cabin side
LH; flat; green tinted

Used on machine type: A, B, C

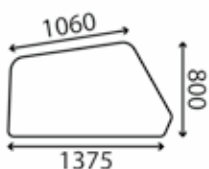
REF 164TA4446



Window, cabin rear
Flat; green tinted

Used on machine type: A, B, C, Z, AA, AB, AC, AD, AE, AF

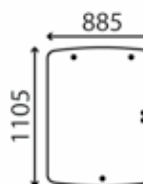
REF 164TA4447



Window, cabin side
RH; flat; green tinted

Used on machine type: Y

REF 164TA4457



Window, cabin front
Flat; green tinted

Used on machine type: D, E, F, G, H, I, J, K, L, M, N, O, P, Q, R, S, T, U, V, W, X, Y

REF 166TA2139



Used on: MERLO-5

A MF 30.6	K P33.7 KT	U P40.17 K	AE ROTO 50.10 KS
B MF 30.9	L P35.7 KT	V P40.17 KS	AF ROTO 50.16 KSC
C MF 30.9 C	M P35.12 K	W P60.10 K	
D P28.7 K	N P35.13 K	X P72.10 K	
E P28.7 KT	O P37.11 K	Y P101.10 K	
F P28.9 KT	P P40.8 K	Z ROTO 30.16 K	
G P30.7 K	Q P40.9 K	AA ROTO 33.13 K	
H P30.7 KT	R P40.14 K	AB ROTO 33.16 KS	
I P30.9 K	S P40.16 K	AC ROTO 45.19 KSC	
J P30.9 KT	T P40.16 KS	AD ROTO 45.21 KSC	

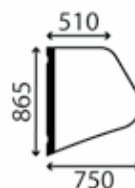


Window, cabin LH door upper

Opening; flat; clear

Used on machine type: E, F, G, H, J, K, L, M, N, O, P, Q, R, S, T, U, V, W, X

REF 166TA2140

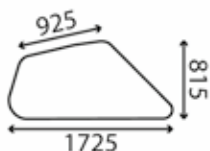


Window, cabin side

LH; flat; green tinted

Used on machine type: E, F, G, H, J, K, L, M, N, O, R, S, T, U, V

REF 166TA2141

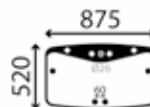


Window, cabin side

RH; flat; green tinted

Used on machine type: D, E, F, G, H, I, J, K, L, M, N, O, P, Q, R, S, T, U, V, W, X, Y

REF 166TA2142

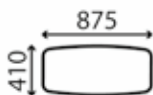


Window, cabin rear

Flat; green tinted

Used on machine type: E, F, G, H, J, K, L, M, N, O, P, Q, R, S, T, U, V, W, X

REF 166TA2143

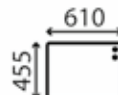


Window, cabin rear

Lower; flat; green tinted

Used on machine type: D, E, F, G, H, I, J, K, L, M, N, O, P, Q, R, S, T, U, V, W, X, Y

REF 166TA2144



Window, cabin roof

Opening; flat; green tinted

Used on machine type: D, E, F, G, H, I, J, K, L, M, N, O, P, Q, R, S, T, U, V, W, X, Y

REF 166TA2145

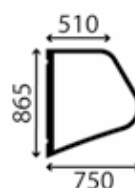


Window, cabin LH door upper

Flat; clear

Used on machine type: D, E, H, I, J, K, L, M, Q, R, S, Y

REF 166TA2148

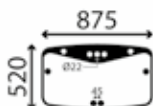


Window, cabin side

LH; flat; green tinted

Used on machine type: D, E, H, I, J, K, L, M, P, Q, R, S, W, X, Y

REF 166TA2149



Window, cabin rear

Flat; green tinted

Used on machine type: D, E, H, I, J, K, L, M, Q, R, S, Y

REF 166TA2150



Window, cabin rear

Flat; green tinted

Used on machine type: S, AA

REF 166TA2187



Gas spring, hood/cover

Used on machine type: M

REF 166TA2266



Gas spring, cabin rear window

Used on machine type: D, E, F, H, J, K, L, M, U

REF 166TA2267



Used on: MERLO-6

- | | | | |
|---|-----------------|---|-----------------|
| A | ROTO 38.16 | K | ROTO 45.21 MCSS |
| B | ROTO 38.16 S | L | ROTO 50.10 S |
| C | ROTO 40.18 S | M | ROTO 60.24 MCSS |
| D | ROTO 40.21 | | |
| E | ROTO 40.25 MCSS | | |
| F | ROTO 40.26 MCSS | | |
| G | ROTO 40.30 MCSS | | |
| H | ROTO 45.19 | | |
| I | ROTO 45.19 MCSS | | |
| J | ROTO 45.21 | | |



Window, cabin LH door upper
Opening; flat; green tinted; thickness: 6,00 mm

Used on machine type: A, B, E, I, K, L

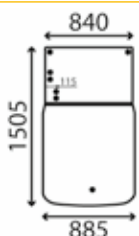
REF 139TA5284



Window, cabin LH door lower
Flat; green tinted

Used on machine type: A, B, C, E, F, G, H, I, J, K, L, M

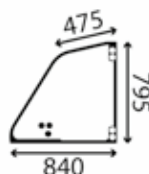
REF 139TA5287



Window, cabin front
Flat; green tinted

Used on machine type: A, B, C, E, F, G, H, I, J, K, L, M

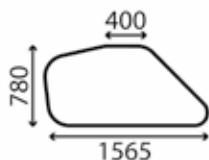
REF 164TA4408



Window, cabin LH door upper
Opening; flat; clear; thickness: 8,00 mm

Used on machine type: A, B, C, E, F, G, H, I, J, K, L, M

REF 164TA4409



Window, cabin side
RH; flat; green tinted

Used on machine type: A, B, C, E, F, G, H, I, J, K, L, M

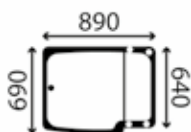
REF 164TA4412



Window, cabin side
LH; rear; flat; green tinted

Used on machine type: A, B, C, E, F, G, H, I, J, K, L, M

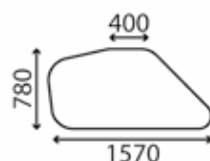
REF 164TA4413



Window, cabin rear
Flat; green tinted

Used on machine type: A, B, C, E, F, G, H, I, J, K, L, M

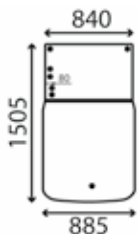
REF 164TA4414



Window, cabin side
RH; flat; green tinted

Used on machine type: E, I, K

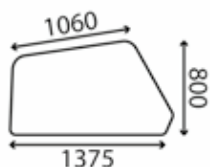
REF 164TA4449



Window, cabin front
Flat; green tinted

Used on machine type: E, I, K

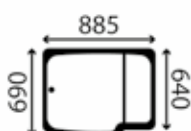
REF 164TA4451



Window, cabin side
RH; flat; green tinted

Used on machine type: J

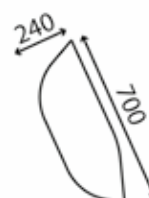
REF 164TA4457



Window, cabin rear
Flat; green tinted

Used on machine type: E, I, K

REF 165TA3315



Window, cabin side
LH; front; flat; grey tinted

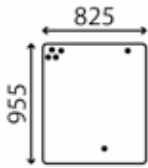
Used on machine type: A, B, C, E, F, G, H, I, J, K, L, M

REF 165TA3318



Used on: MERLO-6

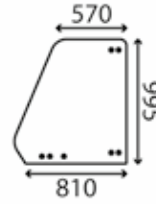
- | | | | |
|---|-----------------|---|-----------------|
| A | ROTO 38.16 | K | ROTO 45.21 MCSS |
| B | ROTO 38.16 S | L | ROTO 50.10 S |
| C | ROTO 40.18 S | M | ROTO 60.24 MCSS |
| D | ROTO 40.21 | | |
| E | ROTO 40.25 MCSS | | |
| F | ROTO 40.26 MCSS | | |
| G | ROTO 40.30 MCSS | | |
| H | ROTO 45.19 | | |
| I | ROTO 45.19 MCSS | | |
| J | ROTO 45.21 | | |



Window, cabin front
Flat; green tinted

Used on machine type: D

REF 166TA2133



Window, cabin LH door upper
Opening; flat; clear

Used on machine type: D

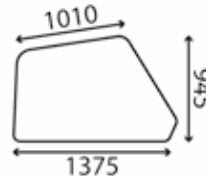
REF 166TA2134



Window, cabin side
LH; flat; green tinted

Used on machine type: D

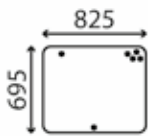
REF 166TA2135



Window, cabin side
RH; flat; green tinted

Used on machine type: D

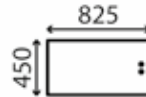
REF 166TA2136



Window, cabin rear
Flat; green tinted

Used on machine type: D

REF 166TA2137



Window, cabin roof
Opening; flat; green tinted

Used on machine type: D

REF 166TA2161



Window, cabin side
LH; front; flat; brown tinted

Used on machine type: A, B, C, E, F, G, H, I, J, K, M

REF 166TA2181



Used on: MERLO-7

A	P37.12 PLUS	K	P40.7	U	P60.10
B	P38.10	L	P40.7 CS	V	P65.14 HM
C	P38.10 TOP	M	P40.7 TOP	W	P72.10
D	P38.12	N	P40.9 PLUS	X	P75.9 CS
E	P38.12 PLUS	O	P40.16	Y	P80.9 HM
F	P38.13	P	P40.17		
G	P38.13 PLUS	Q	P40.17 PLUS		
H	P38.14	R	P41.7		
I	P38.14 PLUS	S	P41.7 TOP		
J	P39.10	T	P55.9 CS		

Gas spring, hood/cover

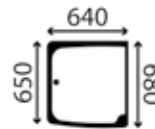


Used on machine type: F, W

REF 164TA4452

Window, cabin rear

Flat; green tinted

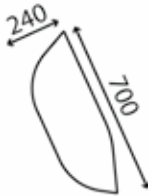


Used on machine type: B, D, F, W

REF 164TA4459

Window, cabin side

LH; front; flat; grey tinted



Used on machine type: A, B, D, E, F, G, H, I, J, K, L, N, P, Q, R, T, U, V, W, X

REF 165TA3318

Window, cabin LH door upper

Opening; flat; green tinted; thickness: 6,00 mm

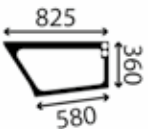


Used on machine type: B, C, D, E, F, G, H, I, M, N, O, P, Q, R, S, T, U, W, Y

REF 166TA2158

Window, cabin LH door lower

Flat; green tinted

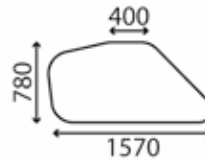


Used on machine type: A, B, C, D, E, F, G, H, I, J, K, L, M, N, O, P, Q, R, S, T, U, V, W, X, Y

REF 166TA2159

Window, cabin side

RH; flat; green tinted

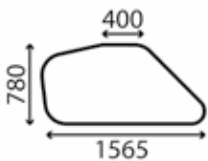


Used on machine type: B, C, D, E, H, I, K, M, N, P, R, S, U, Y

REF 166TA2160

Window, cabin side

RH; flat; green tinted



Used on machine type: A, B, C, D, E, F, G, H, I, J, K, L, N, O, P, Q, R, S, T, U, V, W, X

REF 166TA2166

Window, cabin LH door upper

Opening; flat; clear; thickness: 8,00 mm

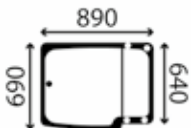


Used on machine type: A, B, D, E, F, G, H, I, J, K, L, N, P, Q, R, T, U, V, W, X

REF 166TA2167

Window, cabin rear

Flat; green tinted

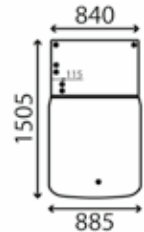


Used on machine type: A, B, C, D, E, F, G, H, I, J, K, L, M, N, O, P, Q, R, S, T, U, V, W, X, Y

REF 166TA2168

Window, cabin front

Flat; green tinted

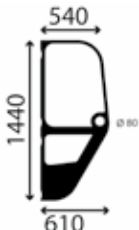


Used on machine type: A, B, C, D, E, F, G, H, I, J, K, L, M, N, O, P, Q, R, S, T, U, V, W, X

REF 166TA2169

Window, cabin side

LH; rear; flat; green tinted

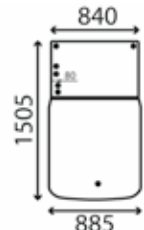


Used on machine type: A, B, C, D, E, F, G, H, I, J, K, L, M, N, O, P, Q, R, S, T, U, V, W, X, Y

REF 166TA2170

Window, cabin front

Flat; green tinted



Used on machine type: D, K, M, R, Y

REF 166TA2172



Used on: MERLO-7

A	P37.12 PLUS	K	P40.7	U	P60.10
B	P38.10	L	P40.7 CS	V	P65.14 HM
C	P38.10 TOP	M	P40.7 TOP	W	P72.10
D	P38.12	N	P40.9 PLUS	X	P75.9 CS
E	P38.12 PLUS	O	P40.16	Y	P80.9 HM
F	P38.13	P	P40.17		
G	P38.13 PLUS	Q	P40.17 PLUS		
H	P38.14	R	P41.7		
I	P38.14 PLUS	S	P41.7 TOP		
J	P39.10	T	P55.9 CS		



Window, cabin LH door upper

Opening; flat; clear; thickness: 8,00 mm

Used on machine type: F

REF 166TA2173



Gas spring, hood/cover

Used on machine type: D

REF 166TA2266



Used on: MERLO-8

A MF 27.8	K P28.8 TOP	U P36.7	AE P120.10 HM
B MF 29.6	L P32.6	V P36.7 PLUS	
C MF 30.6 CL 2	M P32.6 PLUS	W P36.7 TOP	
D MF 30.6 TOP 2	N P32.6 TOP	X P36.10	
E MF 30.9 CL 2	O P34.7	Y P36.10 PLUS	
F MF 30.9 TOP 2	P P34.7 PLUS	Z P36.10 TOP	
G MPR 25	Q P34.7 TOP	AA P37.10	
H P25.6	R P34.10	AB P37.10 CS	
I P25.6 LOX	S P34.10 PLUS	AC P37.12	
J P28.8 PLUS	T P34.10 TOP	AD P101.10 HM	



Window, cabin LH door upper
Opening; flat; green tinted; thickness: 6,00 mm

Used on machine type: C, D, E, F, G

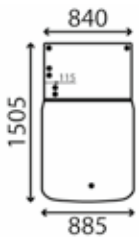
REF 139TA5284



Window, cabin LH door lower
Flat; green tinted

Used on machine type: A, B, C, D, E, F, G

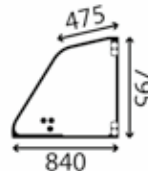
REF 139TA5287



Window, cabin front
Flat; green tinted

Used on machine type: A, B, C, D, E, F, G

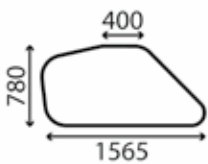
REF 164TA4408



Window, cabin LH door upper
Opening; flat; clear; thickness: 8,00 mm

Used on machine type: A, B, C, D, E, F, G

REF 164TA4409



Window, cabin side
RH; flat; green tinted

Used on machine type: A, B, C, D, E, F, G

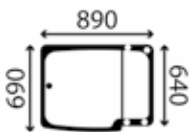
REF 164TA4412



Window, cabin side
LH; rear; flat; green tinted

Used on machine type: A, B, C, D, E, F, G

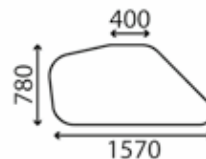
REF 164TA4413



Window, cabin rear
Flat; green tinted

Used on machine type: A, B, D, F, G

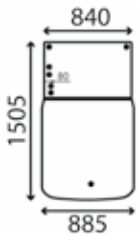
REF 164TA4414



Window, cabin side
RH; flat; green tinted

Used on machine type: C, D, E, F

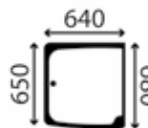
REF 164TA4449



Window, cabin front
Flat; green tinted

Used on machine type: F

REF 164TA4451



Window, cabin rear
Flat; green tinted

Used on machine type: H, L, O, R, U, X, AC

REF 164TA4459



Gas spring, hood/cover

Used on machine type: I

REF 164TA5225



Window, cabin side
LH; front; flat; grey tinted

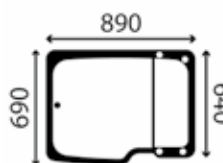
Used on machine type: A, B, C, D, E, F, G, J, K, M, N, O, P, Q, R, S, T, U, V, W, X, Y, AA, AB, AD, AE

REF 165TA3318



Used on: MERLO-8

A MF 27.8	K P28.8 TOP	U P36.7	AE P120.10 HM
B MF 29.6	L P32.6	V P36.7 PLUS	
C MF 30.6 CL 2	M P32.6 PLUS	W P36.7 TOP	
D MF 30.6 TOP 2	N P32.6 TOP	X P36.10	
E MF 30.9 CL 2	O P34.7	Y P36.10 PLUS	
F MF 30.9 TOP 2	P P34.7 PLUS	Z P36.10 TOP	
G MPR 25	Q P34.7 TOP	AA P37.10	
H P25.6	R P34.10	AB P37.10 CS	
I P25.6 LOX	S P34.10 PLUS	AC P37.12	
J P28.8 PLUS	T P34.10 TOP	AD P101.10 HM	



Window, cabin rear
Flat; green tinted

Used on machine type: C, D, E, F

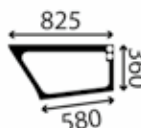
REF 165TA3322



Window, cabin LH door upper
Opening; flat; green tinted; thickness: 6,00 mm

Used on machine type: J, K, M, N, O, P, Q, R, S, V, W, X, Y, Z, AA, AD

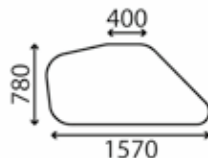
REF 166TA2158



Window, cabin LH door lower
Flat; green tinted

Used on machine type: H, J, K, M, N, O, Q, R, S, T, U, V, W, X, Y, Z, AA, AB, AD, AE

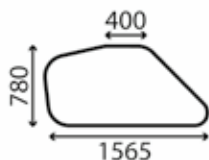
REF 166TA2159



Window, cabin side
RH; flat; green tinted

Used on machine type: J, K, M, O, P, Q, V, W, Y, Z, AD

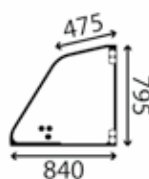
REF 166TA2160



Window, cabin side
RH; flat; green tinted

Used on machine type: I, J, K, M, N, O, P, Q, R, S, T, U, V, W, X, Y, Z, AA, AB, AD, AE

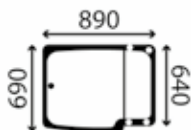
REF 166TA2166



Window, cabin LH door upper
Opening; flat; clear; thickness: 8,00 mm

Used on machine type: I, J, K, M, N, O, P, Q, R, S, T, U, V, W, X, Y, Z, AA, AB, AD, AE

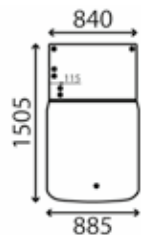
REF 166TA2167



Window, cabin rear
Flat; green tinted

Used on machine type: I, J, K, M, N, O, P, Q, R, S, T, U, V, W, X, Y, Z, AA, AB, AD, AE

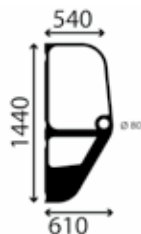
REF 166TA2168



Window, cabin front
Flat; green tinted

Used on machine type: I, J, K, M, N, O, P, Q, R, S, T, U, V, W, X, Y, Z, AA, AB, AD, AE

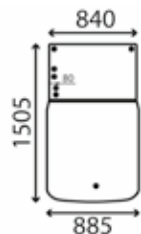
REF 166TA2169



Window, cabin side
LH; rear; flat; green tinted

Used on machine type: I, J, K, M, N, O, P, Q, R, S, U, V, W, X, Y, Z, AA, AB, AD, AE

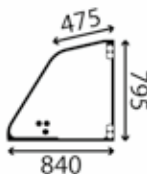
REF 166TA2170



Window, cabin front
Flat; green tinted

Used on machine type: O, P, Q, V, Y

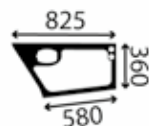
REF 166TA2172



Window, cabin LH door upper
Opening; flat; clear; thickness: 8,00 mm

Used on machine type: I

REF 166TA2173



Window, cabin LH door lower
Flat; green tinted

Used on machine type: I

REF 166TA2174



Used on: MERLO-9

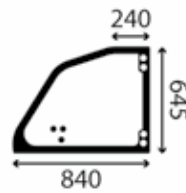
- A P28.8 L
- B P28.8 L PLUS
- C P32.6 L
- D P32.6 L PLUS



Window, cabin side
LH; rear; flat; green tinted

Used on machine type: A, B, C, D

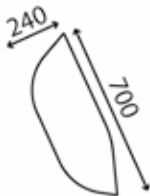
REF 165TA3316



Window, cabin LH door upper
Flat; clear

Used on machine type: A, B, C, D

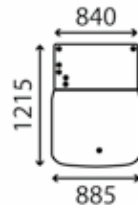
REF 165TA3317



Window, cabin side
LH; front; flat; grey tinted

Used on machine type: A, B, C, D

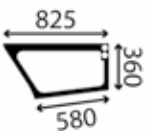
REF 165TA3318



Window, cabin front
Flat; green tinted

Used on machine type: A, B, C, D

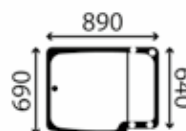
REF 165TA3321



Window, cabin LH door lower
Flat; green tinted

Used on machine type: A, B, C, D

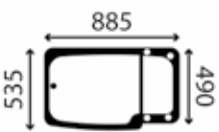
REF 166TA2159



Window, cabin rear
Flat; green tinted

Used on machine type: D

REF 166TA2168



Window, cabin rear
Flat; green tinted

Used on machine type: A, B, C, D

REF 166TA2183



Window, cabin side
Flat; green tinted

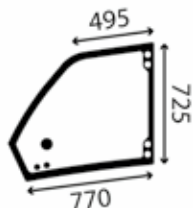
Used on machine type: A, B, C, D

REF 166TA2186



Used on: MERLO-10

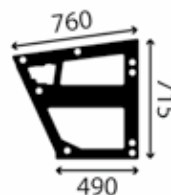
A MF 40.9 CS	K TF 38.10 CS-120	U TF 45.11 TCS-156-CV TRONIC
B TF 33.9-120	L TF 38.10 CS-156	V TF 50.8 TCS-156-CV TRONIC
C TF 35.7-120	M TF 38.10 TT-120	
D TF 38.7-120	N TF 38.10 TT CS-120	
E TF 38.7-120 LS	O TF 38.10 TT CS-156	
F TF 38.7 CS-120	P TF 38.10 TT CS-156-CV TRONIC	
G TF 38.7 CS-120-CV TRONIC	Q TF 42.7-156	
H TF 38.7 TT-120	R TF 42.7 CS-156	
I TF 38.10-120	S TF 42.7 TT CS-156	
J TF 38.10-120 CV TRONIC	T TF 42.7 TT CS-156-CV TRONIC	



Window, cabin LH door upper
Flat; clear

Used on machine type: D, F, G, H, I, J, M, P

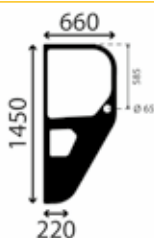
REF 164TA4453



Window, cabin LH door lower
Flat; clear

Used on machine type: D, I

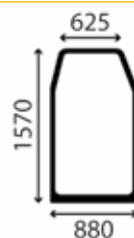
REF 164TA4454



Window, cabin side
LH; rear; flat; clear

Used on machine type: A, B, C, D, E, F, H, K, L, M, N, O, Q, R, S, T, U, V

REF 164TA4455



Window, cabin front
Curved; green tinted

Used on machine type: A, B, C, D, E, F, G, H, I, J, K, L, M, N, O, P, Q, R, S, T, U, V

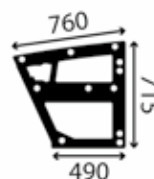
REF 165TA3323



Window, cabin side
LH; front; flat; black tinted

Used on machine type: A, B, C, D, E, G, H, I, J, K, L, M, N, O, P, Q, R, S, T, U, V

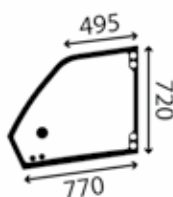
REF 165TA3324



Window, cabin LH door lower
Flat; clear

Used on machine type: A, B, C, D, E, F, H, L, M, N, O, Q, R, S, U, V

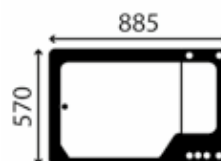
REF 165TA3325



Window, cabin LH door upper
Flat; clear

Used on machine type: A, B, C, D, E, F, H, K, L, M, N, O, Q, R, S, T, U, V

REF 166TA2180



Window, cabin rear
Flat; green tinted

Used on machine type: A, B, C, D, E, F, G, H, I, J, K, L, M, N, O, P, Q, R, S, T, U, V

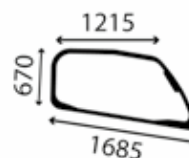
REF 166TA2182



Window, cabin side
LH; rear; flat; clear

Used on machine type: D, F, G, H, I, J, M, P

REF 166TA2185



Window, cabin side
RH; flat; green tinted

Used on machine type: A, B, C, D, E, F, G, H, I, J, K, L, M, N, O, P, Q, R, S, T, U, V

REF 166TA2188



Window, cabin side
LH; rear; flat; green tinted

Used on machine type: C

REF 166TA2190



Used on: NEW HOLLAND			
Model	Series	Model	Series
550	NEW HOLLAND-3	E20.2 SR	NEW HOLLAND-9
555	NEW HOLLAND-3	E200 SR	NEW HOLLAND-13
555 B	NEW HOLLAND-4	E215 B	NEW HOLLAND-10
555 C	NEW HOLLAND-4	E215 B CIS	NEW HOLLAND-10
555 D	NEW HOLLAND-4	E215 C ROPS	NEW HOLLAND-12
575 D	NEW HOLLAND-4	E22.2 SR	NEW HOLLAND-9
655	NEW HOLLAND-3	E225 BSR	NEW HOLLAND-10
655 C	NEW HOLLAND-4	E235 BSR	NEW HOLLAND-10
655 D	NEW HOLLAND-4	E235 SR	NEW HOLLAND-13
675 D	NEW HOLLAND-4	E245 B	NEW HOLLAND-10
B100 B	NEW HOLLAND-1	E245 C ROPS	NEW HOLLAND-12
B100 BLR	NEW HOLLAND-1	E26 BSR	NEW HOLLAND-9
B100 BTC	NEW HOLLAND-1	E265 BAF-ME	NEW HOLLAND-10
B100 C	NEW HOLLAND-1	E265 BCIS	NEW HOLLAND-10
B100 CLR	NEW HOLLAND-1	E265 C ROPS	NEW HOLLAND-12
B100 CTC	NEW HOLLAND-1	E27.2 SR	NEW HOLLAND-9
B110	NEW HOLLAND-1	E29 BSR	NEW HOLLAND-9
B110 B	NEW HOLLAND-1	E30.2 SR	NEW HOLLAND-9
B110 BTC	NEW HOLLAND-1	E305 B	NEW HOLLAND-10
B110 C	NEW HOLLAND-1	E305 B ROPS	NEW HOLLAND-12
B110 CTC	NEW HOLLAND-1	E305 C ROPS	NEW HOLLAND-12
B115	NEW HOLLAND-1	E35 BSR	NEW HOLLAND-9
B115 B	NEW HOLLAND-1	E35.2 SR	NEW HOLLAND-9
B115 C	NEW HOLLAND-1	E385 B	NEW HOLLAND-10
B90 B	NEW HOLLAND-1	E385 B ROPS	NEW HOLLAND-12
B90 BLR	NEW HOLLAND-1	E385 BAF-ME	NEW HOLLAND-10
B95 B	NEW HOLLAND-1	E385 BCIS	NEW HOLLAND-10
B95 BLR	NEW HOLLAND-1	E385 C ROPS	NEW HOLLAND-12
B95 BTC	NEW HOLLAND-1	E39 BSR	NEW HOLLAND-9
B95 C	NEW HOLLAND-1	E40.2 SR	NEW HOLLAND-9
B95 CLR	NEW HOLLAND-1	E45 BSR	NEW HOLLAND-9
B95 CTC	NEW HOLLAND-1	E485 B	NEW HOLLAND-10
E115 SR	NEW HOLLAND-13	E485 B ROPS	NEW HOLLAND-10
E135 B	NEW HOLLAND-10	E50 BSR	NEW HOLLAND-9
E135 BSR	NEW HOLLAND-10	E50.2 SR	NEW HOLLAND-9
E135 BSR ROPS	NEW HOLLAND-11	E55 B	NEW HOLLAND-9
E135 SR	NEW HOLLAND-13	E70 BSR	NEW HOLLAND-10
E150 BLADE RUNNER	NEW HOLLAND-13	E70 BSR ROPS	NEW HOLLAND-11
E150 BSR ROPS	NEW HOLLAND-11	E70 SR	NEW HOLLAND-13
E16	NEW HOLLAND-5	E80 BMSR	NEW HOLLAND-10
E16 B	NEW HOLLAND-6	E80 BMSR ROPS	NEW HOLLAND-11
E175 B	NEW HOLLAND-10	E80 MSR	NEW HOLLAND-13
E175 C ROPS	NEW HOLLAND-12	E805	NEW HOLLAND-2
E18	NEW HOLLAND-5	E805 TIER 3	NEW HOLLAND-2
E18 B	NEW HOLLAND-6	LB110	NEW HOLLAND-1
E18 SR	NEW HOLLAND-9	LB110 B	NEW HOLLAND-1
E195 B	NEW HOLLAND-10	LB115	NEW HOLLAND-1
E195 C ROPS	NEW HOLLAND-12	LB115 B	NEW HOLLAND-1



Used on: NEW HOLLAND

Model	Series	Model	Series
LB75	NEW HOLLAND-1	LM6.28 T4	NEW HOLLAND-23
LB75 B	NEW HOLLAND-1	LM6.32 NRC	NEW HOLLAND-24
LB85	NEW HOLLAND-1	LM6.32 T4	NEW HOLLAND-24
LB85 B	NEW HOLLAND-1	LM6.32 T4 B	NEW HOLLAND-24
LB90	NEW HOLLAND-1	LM6.35 NRC T4	NEW HOLLAND-24
LB90 B	NEW HOLLAND-1	LM6.35 T4	NEW HOLLAND-24
LB95	NEW HOLLAND-1	LM6.35 T4 B	NEW HOLLAND-24
LB95 B	NEW HOLLAND-1	LM625	NEW HOLLAND-21
LM1060	NEW HOLLAND-14	LM630	NEW HOLLAND-18
LM1330	NEW HOLLAND-15	LM640	NEW HOLLAND-18
LM1330 TURBO	NEW HOLLAND-15	LM7.35 NRC T4	NEW HOLLAND-24
LM1333	NEW HOLLAND-15	LM7.35 T4	NEW HOLLAND-24
LM1333 TURBO	NEW HOLLAND-15	LM7.35 T4B	NEW HOLLAND-24
LM1340	NEW HOLLAND-16	LM7.42 NRC T4	NEW HOLLAND-24
LM1340 TURBO	NEW HOLLAND-17	LM7.42 T4	NEW HOLLAND-24
LM1343 TURBO	NEW HOLLAND-17	LM7.42 T4B	NEW HOLLAND-24
LM1345 TURBO	NEW HOLLAND-17	LM9.35 NRC T4	NEW HOLLAND-24
LM1440	NEW HOLLAND-16	LM9.35 T4	NEW HOLLAND-24
LM1443 TURBO	NEW HOLLAND-17	MH CITY	NEW HOLLAND-7
LM1445 TURBO	NEW HOLLAND-17	MH PLUS	NEW HOLLAND-7
LM1740	NEW HOLLAND-16	MH5.6	NEW HOLLAND-7
LM1745 TURBO	NEW HOLLAND-17	MH6.6 INDUSTRY	NEW HOLLAND-7
LM410	NEW HOLLAND-18	MH8.6	NEW HOLLAND-7
LM415 A	NEW HOLLAND-18	MH8.6 INDUSTRY	NEW HOLLAND-7
LM420	NEW HOLLAND-18	TLB75	NEW HOLLAND-1
LM425	NEW HOLLAND-18	TLB85	NEW HOLLAND-1
LM425 A	NEW HOLLAND-18	TLB95	NEW HOLLAND-1
LM430	NEW HOLLAND-18	W50 BTC	NEW HOLLAND-8
LM435 A	NEW HOLLAND-18	W50 TC	NEW HOLLAND-8
LM445 A	NEW HOLLAND-18	W60 BTC	NEW HOLLAND-8
LM5.25 T4	NEW HOLLAND-19	W60 TC	NEW HOLLAND-8
LM5020	NEW HOLLAND-21	W70 BTC	NEW HOLLAND-8
LM5030	NEW HOLLAND-22	W70 TC	NEW HOLLAND-8
LM5040	NEW HOLLAND-20	W80 BTC	NEW HOLLAND-8
LM5060	NEW HOLLAND-20	W80 TC	NEW HOLLAND-8
LM5080	NEW HOLLAND-20		

Used on: NEW HOLLAND



Used on: NEW HOLLAND-1

A B100 B	K B110 CTC	U B95 CLR	AE LB90
B B100 BLR	L B115	V B95 CTC	AF LB90 B
C B100 BTC	M B115 B	W LB110	AG LB95
D B100 C	N B115 C	X LB110 B	AH LB95 B
E B100 CLR	O B90 B	Y LB115	AI TLB75
F B100 CTC	P B90 BLR	Z LB115 B	AJ TLB85
G B110	Q B95 B	AA LB75	AK TLB95
H B110 B	R B95 BLR	AB LB75 B	
I B110 BTC	S B95 BTC	AC LB85	
J B110 C	T B95 C	AD LB85 B	

Window, cabin front
Curved; green tinted

Used on machine type: A, B, C, D, E, F, G, H, I, J, K, L, M, N, O, P, Q, R, S, T, U, V, W, X, Y, Z, AA, AB, AC, AD, AE, AF, AG, AH, AI, AJ, AK

REF 164TA4496

Window, cabin front lower
RH; flat; green tinted

Used on machine type: A, B, C, D, E, F, G, H, I, J, K, L, M, N, O, P, Q, R, S, T, U, V, W, X, Y, Z, AA, AB, AC, AD, AE, AF, AG, AH, AI, AJ, AK

REF 164TA4497

Window, cabin front lower
LH; flat; green tinted

Used on machine type: A, B, C, D, E, F, G, H, I, J, K, L, M, N, O, P, Q, R, S, T, U, V, W, X, Y, Z, AA, AB, AC, AD, AE, AF, AG, AH, AI, AJ, AK

REF 164TA4498

Window, cabin door upper
Flat; green tinted

Used on machine type: A, B, C, D, E, F, G, H, I, J, K, L, M, N, O, P, Q, R, S, T, U, V, W, X, Y, Z, AA, AB, AC, AD, AE, AF, AG, AH, AI, AJ, AK

REF 164TA4499

Window, cabin RH door lower
Flat; green tinted

Used on machine type: A, B, C, D, E, F, G, H, I, J, K, L, M, N, O, P, Q, R, S, T, U, V, W, X, Y, Z, AA, AB, AC, AD, AE, AF, AG, AH, AI, AJ, AK

REF 164TA4500

Window, cabin LH door lower
Flat; green tinted

Used on machine type: A, B, C, D, E, F, G, H, I, J, K, L, M, N, O, P, Q, R, S, T, U, V, W, X, Y, Z, AA, AB, AC, AD, AE, AF, AG, AH, AI, AJ, AK

REF 164TA4501

Window, cabin side upper
Flat; green tinted

Used on machine type: A, B, C, D, E, F, G, H, I, J, K, L, M, N, O, P, Q, R, S, T, U, V, W, X, Y, Z, AA, AB, AC, AD, AE, AF, AG, AH, AI, AJ, AK

REF 164TA4502

Window, cabin side lower
RH; flat; green tinted

Used on machine type: A, B, C, D, E, F, G, H, I, J, K, L, M, N, O, P, Q, R, S, T, U, V, W, X, Y, Z, AA, AB, AC, AD, AE, AF, AG, AH, AI, AJ, AK

REF 164TA4503

Window, cabin side lower
LH; flat; green tinted

Used on machine type: A, B, C, D, E, F, G, H, I, J, K, L, M, N, O, P, Q, R, S, T, U, V, W, X, Y, Z, AA, AB, AC, AD, AE, AF, AG, AH, AI, AJ, AK

REF 164TA4504

Window, cabin rear
Flat; green tinted

Used on machine type: A, B, C, D, E, F, G, H, I, J, K, L, M, N, O, P, Q, R, S, T, U, V, W, X, Y, Z, AA, AB, AC, AD, AE, AF, AG, AH, AI, AJ, AK

REF 164TA4505

Gas spring, cabin door
410 N; length: 2150,00 mm

Used on machine type: A, B, C, D, E, F, G, H, I, J, K, L, M, N, O, P, Q, R, S, T, U, V, W, X, Y, Z, AA, AB, AC, AD, AE, AF, AG, AH, AI, AJ, AK

REF 164TA4506

Gas spring, cabin rear window

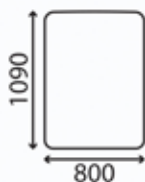
Used on machine type: A, B, C, D, E, F, G, H, I, J, K, L, M, N, O, P, Q, R, S, T, U, V, W, X, Y, Z, AA, AB, AC, AD, AE, AF, AG, AH, AI, AJ, AK

REF 166TA2340



Used on: NEW HOLLAND-2

- A E805
- B E805 TIER 3



Window, cabin front
Flat; green tinted

Used on machine type: A, B

REF 164TA4509



Window, cabin LH door upper
Rear; sliding; curved; green tinted

Used on machine type: A

REF 164TA4510



Window, cabin side
LH; flat; green tinted

Used on machine type: A, B

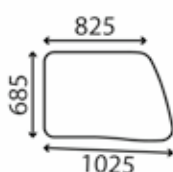
REF 164TA4511



Window, cabin side
RH; rear; curved; green tinted

Used on machine type: A, B

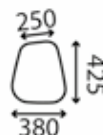
REF 164TA4512



Window, cabin RH door upper
Curved; green tinted

Used on machine type: A, B

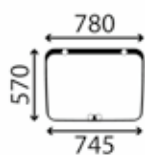
REF 164TA4513



Window, cabin side lower
RH; curved; green tinted

Used on machine type: A, B

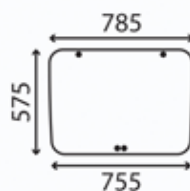
REF 164TA4514



Window, cabin rear
Curved; green tinted

Used on machine type: A, B

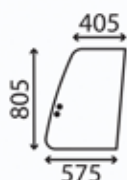
REF 164TA4515



Window, cabin rear
Curved; green tinted

Used on machine type: A

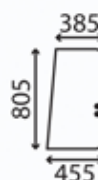
REF 164TA4516



Window, cabin LH door upper
Front; sliding; curved; green tinted

Used on machine type: B

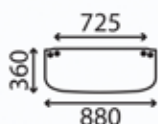
REF 164TA4517



Window, cabin LH door upper
Rear; sliding; curved; green tinted

Used on machine type: B

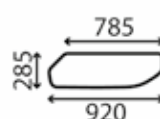
REF 164TA4518



Window, cabin front lower
Curved; green tinted

Used on machine type: A, B

REF 166TA2336



Window, cabin LH door lower
Flat; green tinted

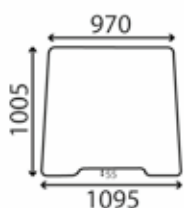
Used on machine type: B

REF 166TA2338



Used on: NEW HOLLAND-3

- A 550
- B 555
- C 655



Window, cabin front
Flat; clear

Used on machine type: A, B, C

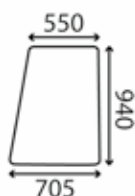
REF 164TA4464



Window, cabin front lower
Front; lower; flat; clear

Used on machine type: A, B, C

REF 164TA4465



Window, cabin door upper
Side; flat; clear

Used on machine type: A, B, C

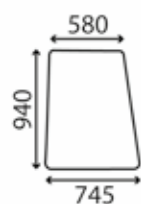
REF 164TA4466



Window, cabin LH door lower
LH; lower; flat; clear

Used on machine type: A, B, C

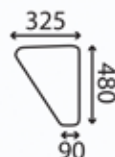
REF 164TA4467



Window, cabin side
Rear; flat; clear

Used on machine type: A, B, C

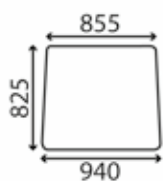
REF 164TA4468



Window, cabin side lower
RH; front; lower; flat; clear

Used on machine type: A, B, C

REF 164TA4469



Window, cabin rear
Upper; flat; clear

Used on machine type: A, B, C

REF 164TA4470



Window, cabin rear
Lower; flat; clear

Used on machine type: A, B, C

REF 164TA4471



Window, cabin rear
Lower; flat; clear

Used on machine type: A, B, C

REF 164TA4472



Gas spring, cabin side window
RH; 350 N; length: 250,00 mm

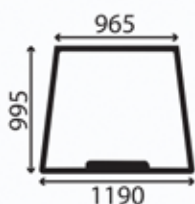
Used on machine type: A, B, C

REF 164TA4473



Used on: NEW HOLLAND-4

- A 555 B
- B 555 C
- C 555 D
- D 575 D
- E 655 C
- F 655 D
- G 675 D



Window, cabin front
Flat; green tinted

Used on machine type: A, B, C, D, E, F, G

REF 164TA4474

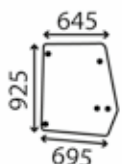


Window, cabin front lower

LH; front; lower; flat; green tinted

Used on machine type: A, B, C, D, E, F, G

REF 164TA4476



Window, cabin RH door upper
RH; upper; flat; green tinted

Used on machine type: A, B, C, D, E, F, G

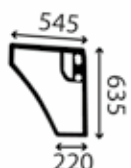
REF 164TA4477



Window, cabin LH door upper
LH; upper; flat; green tinted

Used on machine type: A, B, C, D, E, F, G

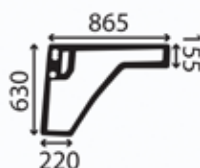
REF 164TA4479



Window, cabin RH door lower
RH; lower; flat; green tinted

Used on machine type: A, B, C, D, E, F, G

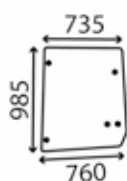
REF 164TA4481



Window, cabin LH door lower
LH; lower; flat; green tinted

Used on machine type: A, B, C, D, E, F, G

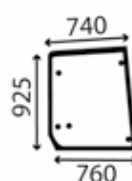
REF 164TA4482



Window, cabin side upper
Upper; flat; green tinted

Used on machine type: A, B, C, D, E, F, G

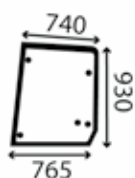
REF 164TA4483



Window, cabin side upper
RH; upper; flat; green tinted

Used on machine type: A, B, C, D, E, F, G

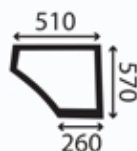
REF 164TA4484



Window, cabin side upper
LH; upper; flat; green tinted

Used on machine type: A, B, C, D, E, F, G

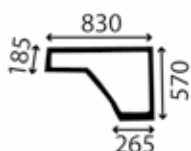
REF 164TA4485



Window, cabin side lower
RH; lower; flat; green tinted

Used on machine type: A, B, C, D, E, F, G

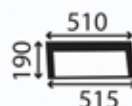
REF 164TA4486



Window, cabin side lower
LH; lower; flat; green tinted

Used on machine type: A, B, C, D, E, F, G

REF 164TA4487



Window, cabin side upper
RH; rear; upper; flat; green tinted

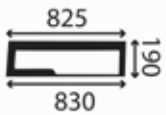
Used on machine type: A, B, C, D, E, F, G

REF 164TA4488



Used on: NEW HOLLAND-4

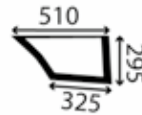
- A 555 B
- B 555 C
- C 555 D
- D 575 D
- E 655 C
- F 655 D
- G 675 D



Window, cabin side upper
LH; rear; upper; flat; green tinted

Used on machine type: A, B, C, D, E, F, G

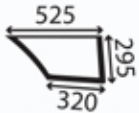
REF 164TA4489



Window, cabin side lower
RH; rear; lower; flat; green tinted

Used on machine type: A, B, C, D, E, F, G

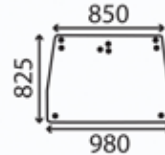
REF 164TA4490



Window, cabin side lower
LH; rear; lower; flat; green tinted

Used on machine type: A, B, C, D, E, F, G

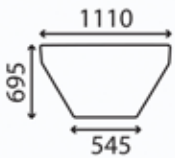
REF 164TA4491



Window, cabin rear
Flat; green tinted

Used on machine type: A, B, C, D, E, F, G

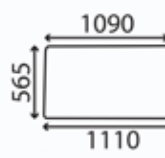
REF 164TA4492



Window, cabin rear
Lower; flat; green tinted

Used on machine type: A, B, C, D, E, F, G

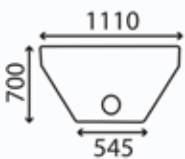
REF 164TA4493



Window, cabin rear
Lower; flat; green tinted

Used on machine type: A, B, C, D, E, F, G

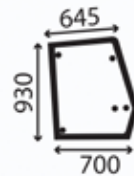
REF 164TA4494



Window, cabin rear
Lower; flat; green tinted

Used on machine type: A, B, C, D, E, F, G

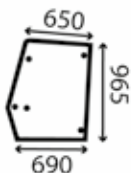
REF 166TA2364



Window, cabin RH door upper
RH; upper; flat; green tinted

Used on machine type: A, B, C, D, E, F, G

REF 166TA2455



Window, cabin LH door upper
LH; upper; flat; green tinted

Used on machine type: A, B, C, D, E, F, G

REF 166TA2463



Window, cabin front lower
RH; front; lower; flat; green tinted

Used on machine type: A, B, C, D, E, F, G

REF 166TA2472



Used on: NEW HOLLAND-5

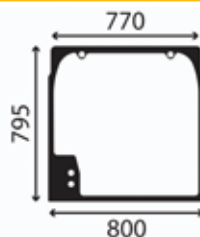
A E16
A E18



Window, cabin LH door
Flat; clear

Used on machine type: A, A

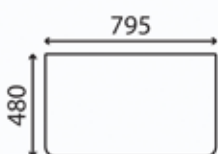
REF 164TA4507



Window, cabin front
Flat; green tinted

Used on machine type: A, A

REF 164TA5232



Window, cabin front lower
Front; lower; flat; green tinted

Used on machine type: A, A

REF 164TA5233



Window, cabin side
LH; rear; flat; green tinted

Used on machine type: A, A

REF 164TA5234

Used on: NEW HOLLAND-6

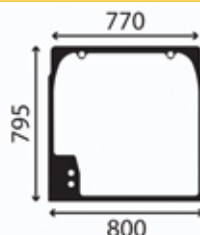
A E16 B
B E18 B



Window, cabin LH door
Flat; clear

Used on machine type: A, B

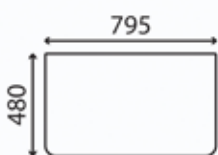
REF 164TA4508



Window, cabin front
Flat; green tinted

Used on machine type: A, B

REF 164TA5232



Window, cabin front lower
Front; lower; flat; green tinted

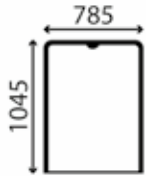
Used on machine type: A, B

REF 164TA5233



Used on: NEW HOLLAND-7

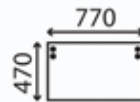
- A MH CITY
- B MH PLUS
- C MH5.6
- D MH6.6 INDUSTRY
- E MH8.6
- F MH8.6 INDUSTRY



Window, cabin front
Curved; green tinted

Used on machine type: A, B, C, D, E, F

REF 164TA4541



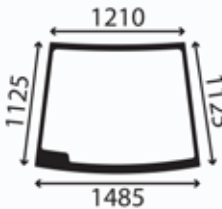
Window, cabin front lower
Front; lower; curved; green tinted

Used on machine type: A, B, C, D, E, F

REF 164TA4542

Used on: NEW HOLLAND-8

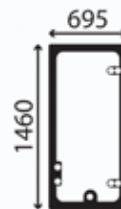
- A W50 BTC
- B W50 TC
- C W60 BTC
- D W60 TC
- E W70 BTC
- F W70 TC
- G W80 BTC
- H W80 TC



Gas spring, hood/cover
600 N; length: 585,00 mm

Used on machine type: A, B, C, D, E, F, G, H

REF 164TA4543



Window, cabin LH door
LH; flat; green tinted

Used on machine type: A, B, C, D, E, F, G, H

REF 164TA4544

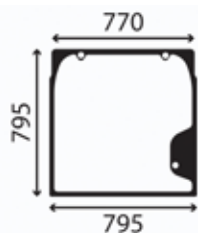


Used on: NEW HOLLAND-9

A E18 SR
 A E20.2 SR
 B E22.2 SR
 C E26 BSR
 D E27.2 SR
 E E29 BSR
 F E30.2 SR
 G E35 BSR
 H E35.2 SR
 I E39 BSR

J E40.2 SR
 K E45 BSR
 L E50 BSR
 M E50.2 SR
 N E55 B

Used on: NEW HOLLAND



Window, cabin front
 Flat; green tinted

Used on machine type: A
REF 164TA5145



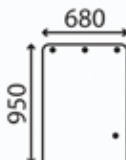
Window, cabin side
 LH; rear; flat; green tinted

Used on machine type: A
REF 164TA5234



Window, cabin LH door
 Curved; green tinted

Used on machine type: A
REF 164TA5236



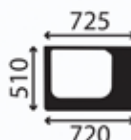
Window, cabin front upper
 Opening; curved; green tinted

Used on machine type: A, B, C, D, E, F, G, H, I, J, K, L, M, N
REF 164TA5240



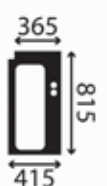
Window, cabin front lower
 Flat; green tinted

Used on machine type: A, B, C, D, E, F, G, H, I, J, K, L, M, N
REF 164TA5241



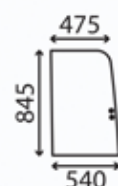
Window, cabin LH door lower
 Curved; green tinted

Used on machine type: A, B, C, D, E, F, G, H, I, J, K, L, M, N
REF 164TA5243



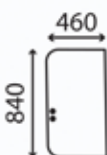
Window, cabin side
 LH; curved; green tinted

Used on machine type: A, B, C, D, E, F, G, H, I, J, K, L, M, N
REF 164TA5244



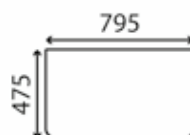
Window, cabin side
 RH; front; sliding; flat; green tinted

Used on machine type: A, B, C, D, E, F, G, H, I, J, K, L, M, N
REF 164TA5245



Window, cabin side
 RH; rear; sliding; flat; green tinted

Used on machine type: A, B, C, D, E, F, G, H, I, J, K, L, M, N
REF 164TA5246



Window, cabin front lower
 Front; lower; flat; green tinted

Used on machine type: A
REF 164TA5299



Window, cabin side
 RH; rear; sliding; flat; green tinted

Used on machine type: A
REF 166TA2324



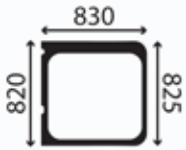
Window, cabin LH door upper
 Curved; green tinted

Used on machine type: A, B, C, D, E, F, G, H, I, J, K, L, M, N
REF 166TA2325



Used on: NEW HOLLAND-9

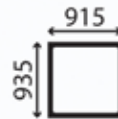
A	E18 SR	J	E40.2 SR
A	E20.2 SR	K	E45 BSR
B	E22.2 SR	L	E50 BSR
C	E26 BSR	M	E50.2 SR
D	E27.2 SR	N	E55 B
E	E29 BSR		
F	E30.2 SR		
G	E35 BSR		
H	E35.2 SR		
I	E39 BSR		



Window, cabin rear

Used on machine type: A, B, C, D, E, F, G, H, I, J, K, L, M, N

REF 166TA2334

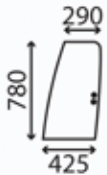


Window, cabin rear

Curved; green tinted

Used on machine type: A

REF 166TA2337



Window, cabin side

RH; front; sliding; flat; green tinted

Used on machine type: A

REF 166TA2339



Used on: NEW HOLLAND-10

A E135 B
 B E135 BSR
 C E175 B
 D E195 B
 E E215 B
 F E215 B CIS
 G E225 BSR
 H E235 BSR
 I E245 B
 J E265 BAF-ME

K E265 BCIS
 L E305 B
 M E385 B
 N E385 BAF-ME
 O E385 BCIS
 P E485 B
 Q E485 B ROPS
 R E70 BSR
 S E80 BMSR

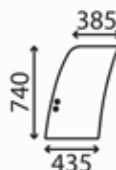


Window, cabin LH door lower

LH; lower; flat; green tinted

Used on machine type: A, C, D, E, F, I, J, K, L, M, N, O, P, Q

REF 164TA5268



Window, cabin LH door upper

LH; front; upper; sliding; flat; green tinted

Used on machine type: A, C, D, E, F, I, J, K, L, M, N, O, P, Q

REF 164TA5269

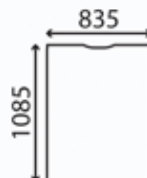


Window, cabin LH door upper

LH; rear; upper; sliding; flat; green tinted

Used on machine type: A, C, D, E, F, I, J, K, L, M, N, O, P, Q

REF 164TA5272

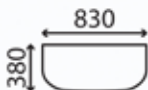


Window, cabin front

Curved; green tinted

Used on machine type: A, B, C, D, E, F, G, H, I, J, K, L, M, N, O, P, Q, R, S

REF 166TA2376



Window, cabin front lower

Front; lower; curved; green tinted

Used on machine type: A, B, C, D, E, F, G, H, I, J, K, L, M, N, O, P, Q, R, S

REF 166TA2385



Window, cabin side

LH; flat; green tinted

Used on machine type: A, B, C, D, E, F, G, H, I, J, K, L, M, N, O, P, Q, R, S

REF 166TA2387



Window, cabin side

RH; rear; flat; green tinted

Used on machine type: A, B, C, D, E, F, G, H, I, J, K, L, M, N, O, P, Q, R, S

REF 166TA2392

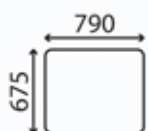


Window, cabin LH door lower

LH; lower; flat; green tinted

Used on machine type: B, G, H, R, S

REF 166TA2432



Window, cabin rear

Curved; green tinted

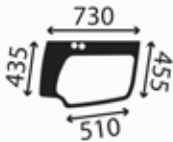
Used on machine type: B, G, H, R, S

REF 166TA2434



Used on: NEW HOLLAND-11

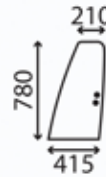
- A E70 BSR ROPS
- B E80 BMSR ROPS
- C E135 BSR ROPS
- D E150 BSR ROPS



Window, cabin LH door lower
LH; lower; flat; green tinted

Used on machine type: A, B, C, D

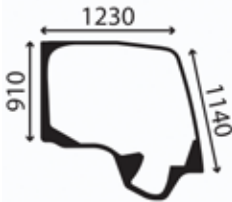
REF 166TA2359



Window, cabin LH door upper
LH; rear; upper; sliding; flat; green tinted

Used on machine type: A, B, C, D

REF 166TA2380



Window, cabin side
RH; flat; green tinted

Used on machine type: A, B, C, D

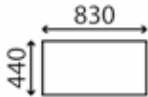
REF 166TA2386



Window, cabin front
Flat; green tinted

Used on machine type: A, B, C, D

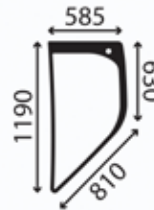
REF 166TA2418



Window, cabin front lower
Front; curved; green tinted

Used on machine type: A, B, C, D

REF 166TA2420



Window, cabin side
LH; flat; green tinted

Used on machine type: A, B, C, D

REF 166TA2422



Window, cabin LH door upper
LH; front; upper; flat; green tinted

Used on machine type: A, B, C, D

REF 166TA2436



Used on: NEW HOLLAND-12

- A E175 C ROPS
- B E195 C ROPS
- C E215 C ROPS
- D E245 C ROPS
- E E265 C ROPS
- F E305 B ROPS
- G E305 C ROPS
- H E385 B ROPS
- I E385 C ROPS

Used on: NEW HOLLAND

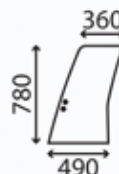


Window, cabin rear

Flat; green tinted

Used on machine type: A, B, C, D, E, F, G, H, I

REF 164TA5270

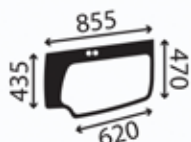


Window, cabin LH door upper

LH; front; upper; sliding; flat; green tinted

Used on machine type: A, B, C, D, E, F, G, H, I

REF 164TA5271

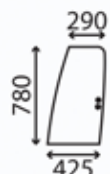


Window, cabin LH door lower

LH; lower; flat; green tinted

Used on machine type: A, B, C, D, E, F, G, H, I

REF 164TA5273

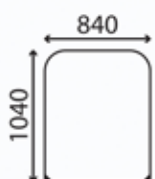


Window, cabin LH door upper

LH; rear; upper; sliding; flat; green tinted

Used on machine type: A, B, C, D, E, F, G, H, I

REF 164TA5274



Window, cabin front

Flat; green tinted

Used on machine type: A, B, C, D, E, F, G, H, I

REF 166TA2418

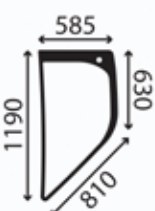


Window, cabin front lower

Front; curved; green tinted

Used on machine type: A, B, C, D, E, F, G, H, I

REF 166TA2420



Window, cabin side

LH; flat; green tinted

Used on machine type: A, B, C, D, E, F, G, H, I

REF 166TA2422



Used on: NEW HOLLAND-13

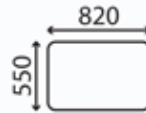
- A E70 SR
- B E80 MSR
- C E115 SR
- D E135 SR
- E E150 BLADE RUNNER
- F E200 SR
- G E235 SR



Window, cabin side
LH; flat; green tinted

Used on machine type: A, B, C, D, E, F, G

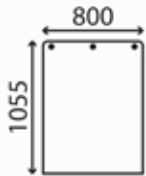
REF 164TA5262



Window, cabin rear
Curved; green tinted

Used on machine type: A, B, C, D, F, G

REF 164TA5263



Window, cabin front
Curved; green tinted

Used on machine type: C, D, F, G

REF 164TA5267



Window, cabin LH door lower
LH; lower; flat; green tinted

Used on machine type: A, B, C, D, E, F, G

REF 166TA2366



Used on: NEW HOLLAND-14

A LM1060

Window, cabin front
Curved; green tinted

Used on machine type: A

REF 164TA4532

Window, cabin LH door upper
Flat; green tinted

Used on machine type: A

REF 164TA4533

Window, cabin LH door lower
Flat; green tinted

Used on machine type: A

REF 164TA4534

Window, cabin side
RH; flat; green tinted

Used on machine type: A

REF 164TA4535

Window, cabin side
LH; front; flat; green tinted

Used on machine type: A

REF 164TA4536

Window, cabin side
LH; rear; flat; green tinted

Used on machine type: A

REF 164TA4537

Window, cabin rear
Flat; green tinted

Used on machine type: A

REF 164TA4538

Window, cabin roof
Opening; curved; green tinted

Used on machine type: A

REF 164TA4539



Used on: NEW HOLLAND-15

- A LM1330
- B LM1330 TURBO
- C LM1333
- D LM1333 TURBO

Window, cabin front
Curved; green tinted

Used on machine type: A, B, C, D

REF 164TA4532

Window, cabin LH door upper
Flat; green tinted

Used on machine type: A, B, C, D

REF 164TA4533

Window, cabin LH door lower
Flat; green tinted

Used on machine type: A, B, C, D

REF 164TA4534

Window, cabin side
RH; flat; green tinted

Used on machine type: A, B, C, D

REF 164TA4535

Window, cabin side
LH; front; flat; green tinted

Used on machine type: A, B, C, D

REF 164TA4536

Window, cabin side
LH; rear; flat; green tinted

Used on machine type: A, B, C, D

REF 164TA4537

Window, cabin rear
Flat; green tinted

Used on machine type: A, B, C, D

REF 164TA4538

Window, cabin roof
Opening; curved; green tinted

Used on machine type: A, B, C, D

REF 164TA4539

Window, cabin LH door
Flat; green tinted

Used on machine type: A, B, C, D

REF 166TA2429



Used on: NEW HOLLAND-16

- A LM1340
- B LM1440
- C LM1740

Window, cabin front
Curved; green tinted

Used on machine type: A, B, C

REF 164TA4532

Window, cabin LH door upper
Flat; green tinted

Used on machine type: A, B, C

REF 164TA4533

Window, cabin LH door lower
Flat; green tinted

Used on machine type: A, B, C

REF 164TA4534

Window, cabin side
RH; flat; green tinted

Used on machine type: A, B, C

REF 164TA4535

Window, cabin side
LH; front; flat; green tinted

Used on machine type: A, B, C

REF 164TA4536

Window, cabin side
LH; rear; flat; green tinted

Used on machine type: A, B, C

REF 164TA4537

Window, cabin rear
Flat; green tinted

Used on machine type: A, B, C

REF 164TA4538

Window, cabin roof
Opening; curved; green tinted

Used on machine type: A, B, C

REF 164TA4539

Window, cabin LH door upper
Flat; green tinted

Used on machine type: A, B, C

REF 166TA2357

Window, cabin side
RH; front; flat; green tinted

Used on machine type: A, B, C

REF 166TA2373

Window, cabin side
LH; rear; flat; green tinted

Used on machine type: A, B, C

REF 166TA2375

Window, cabin LH door
Flat; green tinted

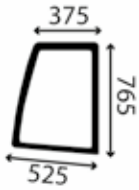
Used on machine type: A, B, C

REF 166TA2429



Used on: NEW HOLLAND-16

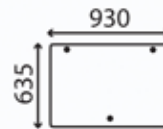
- A LM1340
- B LM1440
- C LM1740



Window, cabin side
RH; rear; flat; green tinted

Used on machine type: A, B, C

REF 166TA2431



Window, cabin rear
Curved; green tinted

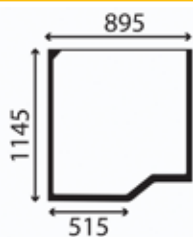
Used on machine type: A, B, C

REF 166TA2433



Used on: NEW HOLLAND-17

- A LM1340 TURBO
- B LM1343 TURBO
- C LM1345 TURBO
- D LM1443 TURBO
- E LM1445 TURBO
- F LM1745 TURBO



Window, cabin front
Curved; green tinted

Used on machine type: A, B, C, D, E, F

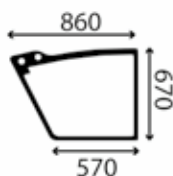
REF 164TA4532



Window, cabin LH door upper
Flat; green tinted

Used on machine type: A, B, C, D, E, F

REF 164TA4533



Window, cabin LH door lower
Flat; green tinted

Used on machine type: A, B, C, D, E, F

REF 164TA4534



Window, cabin side
RH; flat; green tinted

Used on machine type: A, B, C, D, E, F

REF 164TA4535



Window, cabin side
LH; front; flat; green tinted

Used on machine type: A, B, C, D, E, F

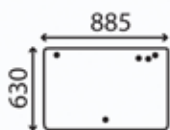
REF 164TA4536



Window, cabin side
LH; rear; flat; green tinted

Used on machine type: A, B, C, D, E, F

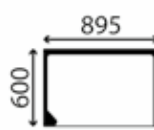
REF 164TA4537



Window, cabin rear
Flat; green tinted

Used on machine type: A, B, C, D, E, F

REF 164TA4538



Window, cabin roof
Opening; curved; green tinted

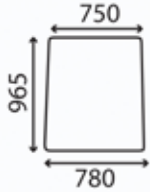
Used on machine type: A, B, C, D, E, F

REF 164TA4539



Used on: NEW HOLLAND-18

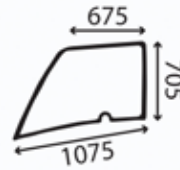
- A LM410
- B LM415 A
- C LM420
- D LM425
- E LM425 A
- F LM430
- G LM435 A
- H LM445 A
- I LM630
- J LM640



Window, cabin front
Curved; green tinted

Used on machine type: A, B, C, D, E, F, G, H, I, J

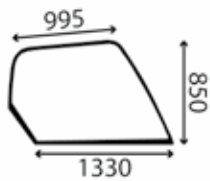
REF 164TA4519



Window, cabin LH door
Curved; green tinted

Used on machine type: A, B, C, D, E, F, G, H, I, J

REF 164TA4520



Window, cabin side
RH; flat; green tinted

Used on machine type: A, B, C, D, E, F, G, H, I, J

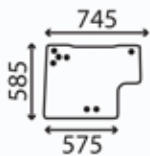
REF 164TA4521



Window, cabin side
LH; flat; green tinted

Used on machine type: A, B, C, D, E, F, G, H, I, J

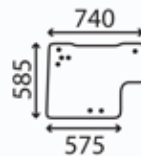
REF 164TA4522



Window, cabin rear
Flat; green tinted; up to S/N 29-98-000

Used on machine type: A, C, D, F, I, J

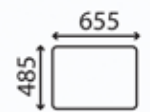
REF 164TA4523



Window, cabin rear
Flat; green tinted; from S/N 29-98-001

Used on machine type: A, B, C, D, E, F, G, H, I, J

REF 164TA4524



Window, cabin roof
Opening; flat; green tinted

Used on machine type: A, B, C, D, E, F, G, H, I, J

REF 164TA4525



Gas spring, hood/cover
500 N; length: 585,00 mm

Used on machine type: A, C, D, F, I, J

REF 164TA4526



Gas spring, hood/cover RH
Front; 250 N; length: 585,00 mm

Used on machine type: A, B, C, D, E, F, G, H, I, J

REF 164TA4528



Gas spring, cabin rear window

Used on machine type: A, B, C, D, E, F, G, H, I, J

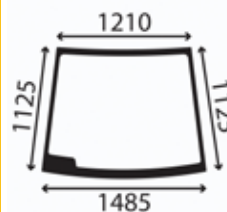
REF 164TA4529



Gas spring, hood/cover
700 N; length: 685,00 mm

Used on machine type: B, E, G, H

REF 164TA4530



Gas spring, hood/cover
600 N; length: 585,00 mm

Used on machine type: B, E, G, H

REF 164TA4543



Used on: NEW HOLLAND-18

- A LM410
- B LM415 A
- C LM420
- D LM425
- E LM425 A
- F LM430
- G LM435 A
- H LM445 A
- I LM630
- J LM640



Blade, wiper arm
length: 700,00 mm

Used on machine type: A, B, C, D, E, F, G, H, I, J

REF 166TA2259



Gas spring, hood/cover RH
Rear; 100 N; length: 585,00 mm

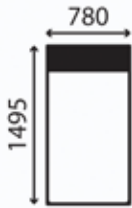
Used on machine type: A, B, C, D, E, F, G, H, I, J

REF 166TA2352



Used on: NEW HOLLAND-19

A LM5.25 T4



Window, cabin front
Curved; green tinted

Used on machine type: A

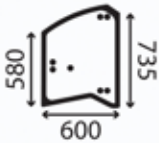
REF 166TA1996



Window, cabin LH door upper
Front; flat; green tinted

Used on machine type: A

REF 166TA2000



Window, cabin LH door upper
Rear; flat; green tinted

Used on machine type: A

REF 166TA2001



Window, cabin side
RH; flat; green tinted

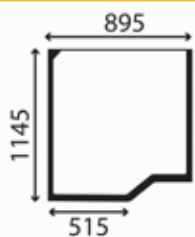
Used on machine type: A

REF 166TA2525



Used on: NEW HOLLAND-20

- A LM5040
- B LM5060
- C LM5080



Window, cabin front
Curved; green tinted

Used on machine type: A, B, C

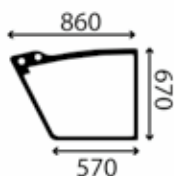
REF 164TA4532



Window, cabin LH door upper
Flat; green tinted

Used on machine type: A, B, C

REF 164TA4533



Window, cabin LH door lower
Flat; green tinted

Used on machine type: A, B, C

REF 164TA4534



Window, cabin side
RH; flat; green tinted

Used on machine type: A, B, C

REF 164TA4535



Window, cabin side
LH; front; flat; green tinted

Used on machine type: A, B, C

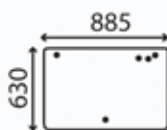
REF 164TA4536



Window, cabin side
LH; rear; flat; green tinted

Used on machine type: A, B, C

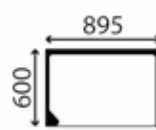
REF 164TA4537



Window, cabin rear
Flat; green tinted

Used on machine type: A, B, C

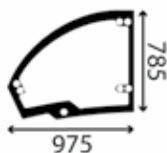
REF 164TA4538



Window, cabin roof
Opening; curved; green tinted

Used on machine type: A, B, C

REF 164TA4539



Window, cabin LH door upper
Flat; green tinted

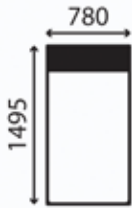
Used on machine type: A, B, C

REF 164TA4540



Used on: NEW HOLLAND-21

- A LM625
- B LM5020



Window, cabin front
Curved; green tinted

Used on machine type: A, B

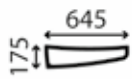
REF 166TA1996



Window, cabin LH door upper
Front; flat; green tinted

Used on machine type: A, B

REF 166TA1998



Window, cabin LH door upper
Lower; flat; green tinted

Used on machine type: A, B

REF 166TA1999



Window, cabin LH door upper
Flat; green tinted

Used on machine type: A, B

REF 166TA2003



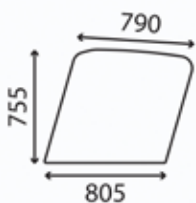
Window, cabin side
RH; flat; green tinted

Used on machine type: A, B

REF 166TA2525

Used on: NEW HOLLAND-22

- A LM5030



Window, cabin LH door upper
Rear; flat; green tinted

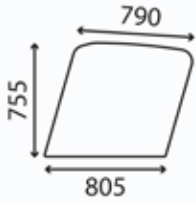
Used on machine type: A

REF 166TA1994



Used on: NEW HOLLAND-23

A LM6.28 T4



Window, cabin LH door upper
Rear; flat; green tinted

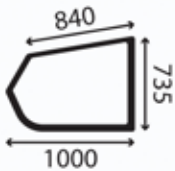
Used on machine type: A

REF 166TA1994

Used on: NEW HOLLAND-24

A LM6.32 T4
B LM6.32 NRC
C LM6.32 T4 B
D LM6.35 T4
E LM6.35 NRC T4
F LM6.35 T4 B
G LM7.35 T4
H LM7.35 NRC T4
I LM7.35 T4B
J LM7.42 T4

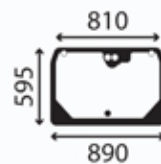
K LM7.42 NRC T4
L LM7.42 T4B
M LM9.35 T4
N LM9.35 NRC T4



Window, cabin LH door lower
Flat; green tinted

Used on machine type: A, B, C, D, E, F, G, H, I, J, K, L, M, N

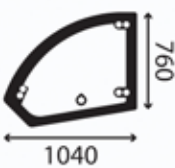
REF 166TA1995



Window, cabin rear
Flat; green tinted

Used on machine type: A, B, C, D, E, F, G, H, I, J, K, L, M, N

REF 166TA2002



Window, cabin LH door upper
Opening; flat; green tinted

Used on machine type: A, B, C, D, E, F, G, H, I, J, K, L, M, N

REF 166TA2004



Window, cabin side
LH; flat; green tinted

Used on machine type: A, B, C, D, E, F, G, H, I, J, K, L, M, N

REF 166TA2005



Used on: SAMBRON

Used on: SAMBRON

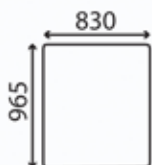
Model	Series
T 3093	T 3093



Used on: SAMBRON T 3093

A T 3093

Used on: SAMBRON



Window, cabin front
Flat; green tinted

Used on machine type: A

REF 166TA2249



Window, cabin side
LH; flat; green tinted

Used on machine type: A

REF 166TA2250



Used on: TAKEUCHI

Used on: TAKEUCHI

Model	Series	Model	Series
TB014	TAKEUCHI-3	TB175W	TAKEUCHI-2
TB016	TAKEUCHI-3	TB180FR	TAKEUCHI-4
TB070	TAKEUCHI-2	TB20R	TAKEUCHI-1
TB125	TAKEUCHI-2	TB23R	TAKEUCHI-1
TB135	TAKEUCHI-2	TB28FR	TAKEUCHI-3
TB138FR	TAKEUCHI-4	TB53FR	TAKEUCHI-2
TB145	TAKEUCHI-2	TB75FR	TAKEUCHI-2
TB153FR	TAKEUCHI-4	TB80FR	TAKEUCHI-2
TB175	TAKEUCHI-2	TCR50	TAKEUCHI-2



Used on: TAKEUCHI-1

- A TB20R
- B TB23R



Window, cabin side
LH; rear; upper; flat; green tinted

Used on machine type: A, B

REF 139TA5315



Window, cabin front
Flat; green tinted

Used on machine type: A, B

REF 164TA5074



Window, cabin side
RH; rear; flat; green tinted

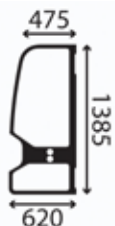
Used on machine type: A, B

REF 164TA5082



Used on: TAKEUCHI-2

- A TB070
- B TB53FR
- C TB75FR
- D TB80FR
- E TB125
- F TB135
- G TB145
- H TB175
- I TB175W
- J TCR50



Window, cabin door
Flat; green tinted

Used on machine type: A, E, F, G, H, I, J

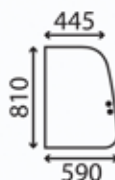
REF 139TA5318



Window, cabin rear

Used on machine type: B, C, D, E, F, G

REF 164TA3684



Window, cabin front
RH; flat; green tinted

Used on machine type: B, C, D, E, F, G

REF 164TA3685

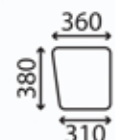


Window, cabin side

RH; rear; flat; green tinted

Used on machine type: B, C, D, E, F, G

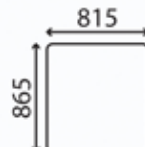
REF 164TA4556



Window, cabin side lower
RH; lower; flat; green tinted

Used on machine type: A, E, F, G, H, I

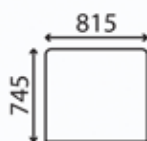
REF 164TA4557



Window, cabin rear

Used on machine type: B, C, D, E, F, G

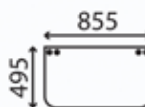
REF 164TA4558



Window, cabin rear
Flat; green tinted

Used on machine type: A, H, I

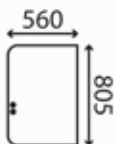
REF 164TA4559



Window, cabin front lower
Front; lower; flat; green tinted

Used on machine type: B, C, D, E, F, G, H, I, J

REF 164TA5075



Window, cabin side
RH; flat; green tinted

Used on machine type: A, H, I, J

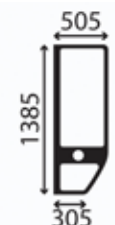
REF 164TA5077



Window, cabin side
LH; flat; green tinted

Used on machine type: E, F, G

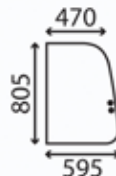
REF 164TA5078



Window, cabin side
LH; curved; green tinted

Used on machine type: A, H, I, J

REF 164TA5079



Window, cabin side

RH; rear; sliding; curved; green tinted

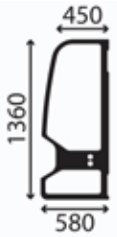
Used on machine type: A, H, I, J

REF 164TA5081



Used on: TAKEUCHI-3

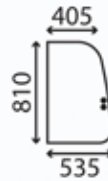
- A TB014
- B TB016
- C TB28FR



Window, cabin door
Flat; green tinted

Used on machine type: A, B

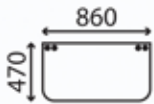
REF 164TA3680



Window, cabin side
Side; flat; green tinted

Used on machine type: A, B, C

REF 164TA3681



Window, cabin front lower
Front; lower; flat; green tinted

Used on machine type: A, B

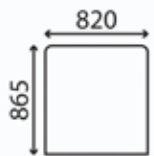
REF 164TA3682



Window, cabin side
LH; flat; green tinted

Used on machine type: A, B

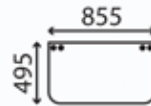
REF 164TA3683



Window, cabin rear

Used on machine type: A, B

REF 164TA3684



Window, cabin front lower
Front; lower; flat; green tinted

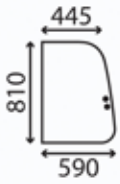
Used on machine type: C

REF 164TA5075



Used on: TAKEUCHI-4

- A TB138FR
- B TB153FR
- C TB180FR



Window, cabin front
RH; flat; green tinted

Used on machine type: A, B, C

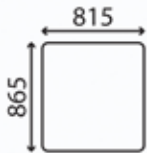
REF 164TA3685



Window, cabin side
RH; rear; flat; green tinted

Used on machine type: A, B, C

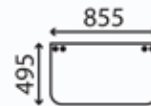
REF 164TA4556



Window, cabin rear

Used on machine type: B, C

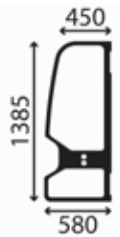
REF 164TA4558



Window, cabin front lower
Front; lower; flat; green tinted

Used on machine type: A, B, C

REF 164TA5075



Window, cabin LH door
LH; flat; green tinted

Used on machine type: B, C

REF 164TA5076



Window, cabin side
LH; rear; flat; green tinted

Used on machine type: B, C

REF 164TA5080



Used on: TEREX

Model	Series
820	TEREX-1
860	TEREX-1
860 ELITE	TEREX-1
860 SX	TEREX-1
880	TEREX-1
880 ELITE	TEREX-1

Model	Series
880 SX	TEREX-1
970	TEREX-1
980	TEREX-1
TX760 B	TEREX-1
TX860 B	TEREX-1
TX870 B	TEREX-1

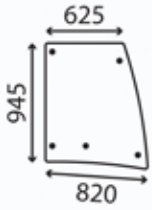
Used on: TEREX



Used on: TEREX

Used on: TEREX-1

A	820	K	TX860 B
B	860	L	TX870 B
C	860 ELITE		
D	860 SX		
E	880		
F	880 ELITE		
G	880 SX		
H	970		
I	980		
J	TX760 B		



Window, cabin RH door upper
RH; upper; flat; green tinted

Used on machine type: A, B, C, D, E, F, G, H, I, J, K, L

REF 164TA5302



Used on: VOLVO			
Model	Series	Model	Series
A20C	VOLVO-2	ECR28	VOLVO-5
A25C	VOLVO-2	ECR28 TYPE 601	VOLVO-5
A25D	VOLVO-3	ECR38	VOLVO-5
A25E	VOLVO-3	ECR38 TYPE 602	VOLVO-5
A25F	VOLVO-4	ECR48C	VOLVO-1
A25G	VOLVO-4	ECR58	VOLVO-9
A30D	VOLVO-3	ECR58D	VOLVO-9
A30E	VOLVO-3	ECR88	VOLVO-9
A35E	VOLVO-3	ECR88D	VOLVO-9
A35F	VOLVO-4	EW55B	VOLVO-7
A40F	VOLVO-4	EW60C	VOLVO-16
EC15B	VOLVO-5	L120F	VOLVO-13
EC15B 272XR	VOLVO-5	L150F	VOLVO-13
EC15B 272XT	VOLVO-5	L150G	VOLVO-13
EC15B 272XTV	VOLVO-5	L180E	VOLVO-14
EC15D	VOLVO-20	L20B	VOLVO-11
EC160	VOLVO-19	L20B 170	VOLVO-11
EC20B	VOLVO-5	L20F	VOLVO-18
EC20B 272XT	VOLVO-5	L220F	VOLVO-13
EC20B 272XTV	VOLVO-5	L25B	VOLVO-11
EC240B FX	VOLVO-8	L25B 175	VOLVO-11
EC240B LC	VOLVO-8	L25F	VOLVO-17
EC240B LR	VOLVO-8	L28F	VOLVO-17
EC240B NLC	VOLVO-8	L30	VOLVO-12
EC25	VOLVO-5	L30B	VOLVO-12
EC27C	VOLVO-1	L30B 182	VOLVO-12
EC30	VOLVO-5	L30B 183	VOLVO-12
EC30 TYPE 282	VOLVO-5	L30B 185	VOLVO-12
EC35	VOLVO-6	L30G	VOLVO-12
EC35 TYPE 283	VOLVO-6	L35B	VOLVO-12
EC35C	VOLVO-1	L35B 186	VOLVO-12
EC360B	VOLVO-8	L35B 187	VOLVO-12
EC45	VOLVO-6	L35B 188	VOLVO-12
EC45 TYPE 284	VOLVO-6	L35B 189	VOLVO-12
EC460B	VOLVO-8	L40B	VOLVO-12
EC55B	VOLVO-7	L40B 191	VOLVO-12
EC55B1	VOLVO-7	L40B 192	VOLVO-12
EC55C	VOLVO-15	L45B	VOLVO-12
EC60C	VOLVO-15	L45B 194	VOLVO-12
ECR145CL	VOLVO-10	L45B 195	VOLVO-12
ECR235C	VOLVO-10	L60F	VOLVO-13
ECR25D	VOLVO-20	L90F	VOLVO-13



Used on: VOLVO

Used on: VOLVO-1

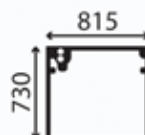
- A EC27C
- B EC35C
- C ECR48C



Window, cabin LH door
Flat; green tinted

Used on machine type: A, B, C

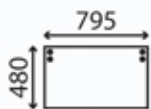
REF 139TA5290



Window, cabin front upper
Front; upper; flat; green tinted

Used on machine type: A, B, C

REF 139TA5292



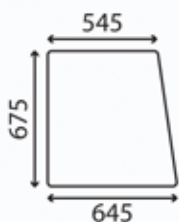
Window, cabin front lower
Front; lower; flat; green tinted

Used on machine type: A, B, C

REF 139TA5927

Used on: VOLVO-2

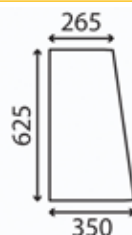
- A A20C
- B A25C



Window, cabin side
RH; rear; flat; green tinted

Used on machine type: A, B

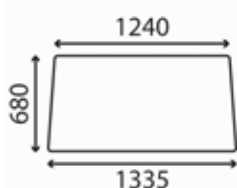
REF 164TA4560



Window, cabin side
Front; flat; green tinted

Used on machine type: A, B

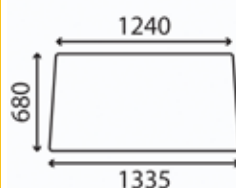
REF 164TA4561



Window, cabin front
Flat; clear

Used on machine type: A, B

REF 165TA3493



Window, cabin rear
Flat; green tinted

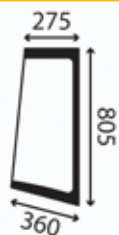
Used on machine type: A, B

REF 165TA3494



Used on: VOLVO-3

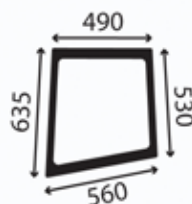
- A A25D
- B A25E
- C A30D
- D A30E
- E A35E



Window, cabin front
LH; flat; green tinted

Used on machine type: A, B, C, D, E

REF 164TA4562



Window, cabin LH door upper
LH; upper; flat; green tinted

Used on machine type: A, B, D, E

REF 164TA4563



Window, cabin side
LH; rear; flat; green tinted

Used on machine type: A, B, C, D, E

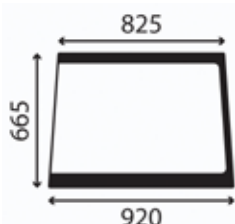
REF 164TA4564



Window, cabin side
RH; rear; flat; green tinted

Used on machine type: A, B, C, D, E

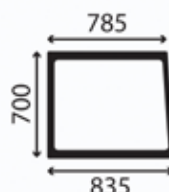
REF 165TA3495



Window, cabin rear
Flat; green tinted

Used on machine type: A, B, C, D, E

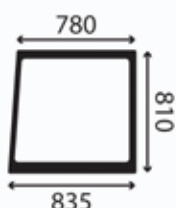
REF 165TA3496



Window, cabin side
RH; front; flat; green tinted

Used on machine type: A, B, C, D, E

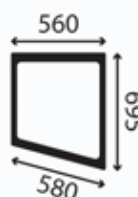
REF 165TA3497



Window, cabin LH door
Rear; sliding; flat; green tinted

Used on machine type: A

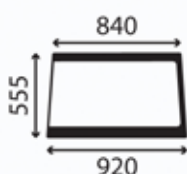
REF 165TA3498



Window, cabin side
RH; rear; flat; green tinted

Used on machine type: A, B, C, D, E

REF 165TA3499



Window, cabin rear
Flat; green tinted

Used on machine type: A, B, C, D, E

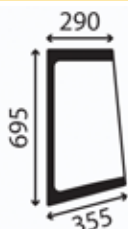
REF 165TA3500



Window, cabin side
LH; rear; flat; green tinted

Used on machine type: A, B, C, D, E

REF 165TA3501



Window, cabin front
RH; flat; green tinted

Used on machine type: A, B, C, D, E

REF 165TA3502



Window, cabin front
LH; flat; green tinted

Used on machine type: A, B, C, D, E

REF 165TA3503



Used on: VOLVO

Used on: VOLVO-3

- A A25D
- B A25E
- C A30D
- D A30E
- E A35E



Window, cabin side

RH; front; sliding; flat; green tinted

Used on machine type: A, B, D, E

REF 165TA3514



Used on: VOLVO-4

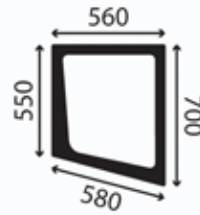
- A A25F
- B A25G
- C A35F
- D A40F



Window, cabin LH door
LH; flat; green tinted

Used on machine type: A, B, C, D

REF 164TA4565



Window, cabin side
RH; rear; flat; green tinted

Used on machine type: A, B, C, D

REF 164TA4566



Window, cabin LH door lower
LH; lower; flat; green tinted

Used on machine type: A, B, C, D

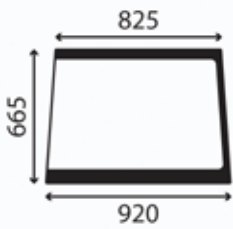
REF 165TA3508



Window, cabin side
RH; rear; flat; green tinted

Used on machine type: A, B, C, D

REF 165TA3511



Window, cabin rear
Flat; green tinted

Used on machine type: A, B, C, D

REF 165TA3512



Window, cabin side
LH; rear; flat; green tinted

Used on machine type: A, B, C, D

REF 165TA3513



Window, cabin side
LH; front; sliding; curved; green tinted

Used on machine type: A, B, C, D

REF 165TA3520



Window, cabin side
LH; front; sliding; flat; green tinted

Used on machine type: A, B, C, D

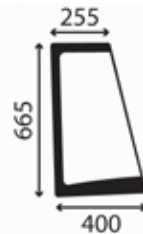
REF 165TA3521



Window, cabin LH door
LH; flat; green tinted

Used on machine type: A, B, C, D

REF 165TA3524



Window, cabin front
RH; curved; green tinted

Used on machine type: A, B, C, D

REF 165TA3525



Window, cabin front
LH; curved; green tinted

Used on machine type: A, B, C, D

REF 165TA3526



Window, cabin side
LH; rear; flat; green tinted

Used on machine type: A, B, C, D

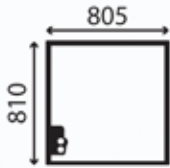
REF 165TA3527



Used on: VOLVO-5

A EC15B
 B EC15B 272XR
 C EC15B 272XT
 D EC15B 272XTV
 E EC20B
 F EC20B 272XT
 G EC20B 272XTV
 H EC25
 I EC30
 J EC30 TYPE 282

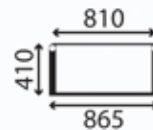
K ECR28
 L ECR28 TYPE 601
 M ECR38
 N ECR38 TYPE 602



Window, cabin front
 Flat; clear; from CN 20/01/001

Used on machine type: A, B, C, D, E, F, G, H, I, J

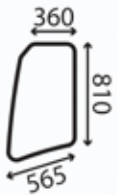
REF 164TA4567



Window, cabin front lower
 Front; lower; flat; clear

Used on machine type: A, B, C, D, E, F, G, H, I, J, L, M, N

REF 164TA4568



Window, cabin LH door upper
 LH; upper; flat; clear

Used on machine type: A, B, C, D, E, F, G, H, I, J

REF 164TA4569



Window, cabin LH door lower
 LH; lower; flat; clear

Used on machine type: A, B, C, D, E, F, G, H, I, J

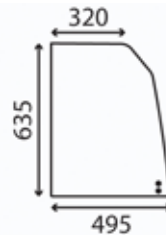
REF 164TA4570



Window, cabin side
 LH; flat; clear

Used on machine type: A, B, C, D, E, F, G, H, I, J

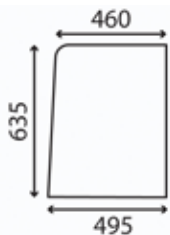
REF 164TA4571



Window, cabin side upper
 RH; front; upper; sliding; flat; clear

Used on machine type: A, B, C, D, E, F, G, H, I, J, K, L, M, N

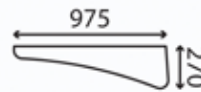
REF 164TA4572



Window, cabin side upper
 RH; rear; upper; flat; clear

Used on machine type: A, B, C, D, E, F, G, H, I, J, K, L, M, N

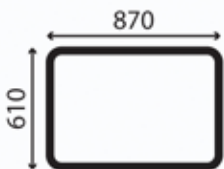
REF 164TA4573



Window, cabin side lower
 RH; flat; clear

Used on machine type: A, B, C, D, E, F, G, H, I, J, K, L, M, N

REF 164TA4574



Window, cabin rear
 Flat; clear

Used on machine type: A, B, C, D, E, F, G, H, I, J

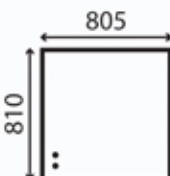
REF 164TA4575



Window, cabin roof
 Opening; flat; clear

Used on machine type: A, B, C, D, E, F, G, H, I, J, K, L, M, N

REF 164TA4576



Window, cabin front
 Flat; clear; from CN 15/99/001 until 17/01/060

Used on machine type: H, I, J

REF 164TA4577



Window, cabin side lower
 RH; flat; clear

Used on machine type: H, I, J

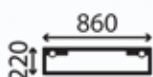
REF 164TA4578



Used on: VOLVO-5

A EC15B
 B EC15B 272XR
 C EC15B 272XT
 D EC15B 272XTV
 E EC20B
 F EC20B 272XT
 G EC20B 272XTV
 H EC25
 I EC30
 J EC30 TYPE 282

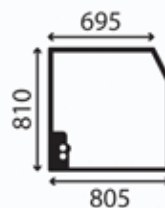
K ECR28
 L ECR28 TYPE 601
 M ECR38
 N ECR38 TYPE 602



Window, cabin roof
 Opening; flat; clear

Used on machine type: H, I, J

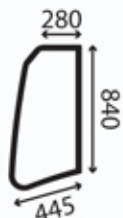
REF 164TA4579



Window, cabin front
 Flat; clear

Used on machine type: K, L, M, N

REF 164TA4610



Window, cabin LH door upper
 LH; upper; flat; clear

Used on machine type: K, L, M, N

REF 164TA4611



Window, cabin LH door lower
 LH; lower; flat; clear

Used on machine type: K, L, M, N

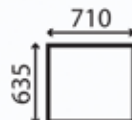
REF 164TA4612



Window, cabin side
 LH; curved; green tinted

Used on machine type: K, L, M, N

REF 164TA4613



Window, cabin rear
 Flat; clear

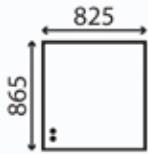
Used on machine type: K, L, M, N

REF 164TA4614



Used on: VOLVO-6

- A EC35
- B EC35 TYPE 283
- C EC45 TYPE 284
- D EC45



Window, cabin front
Curved; clear

Used on machine type: A, B, C, D

REF 164TA4580



Window, cabin LH door upper
LH; upper; flat; clear

Used on machine type: A, B, C, D

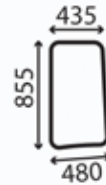
REF 164TA4581



Window, cabin LH door lower
LH; lower; flat; clear

Used on machine type: A, B, C, D

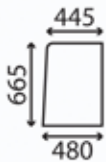
REF 164TA4582



Window, cabin side
LH; curved; green tinted

Used on machine type: A, B, C, D

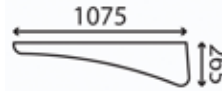
REF 164TA4583



Window, cabin side upper
RH; rear; upper; curved; green tinted

Used on machine type: A, B, C, D

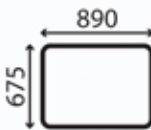
REF 164TA4584



Window, cabin side lower
RH; lower; flat; clear

Used on machine type: A, B, C, D

REF 164TA4585



Window, cabin rear
Flat; clear

Used on machine type: A, B, C, D

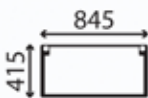
REF 164TA4586



Window, cabin roof
Opening; flat; clear

Used on machine type: A, B, C, D

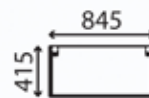
REF 164TA4587



Window, cabin front lower
Flat; clear; from CN 08/98/001 until 19/01/030

Used on machine type: B, C, D

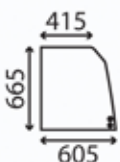
REF 164TA4588



Window, cabin front lower
Front; lower; flat; clear; from CN 21/01/001

Used on machine type: B, C, D

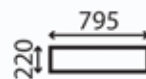
REF 164TA4589



Window, cabin side
RH; front; sliding; flat; clear

Used on machine type: B, C, D

REF 164TA4590



Window, cabin roof
Opening; flat; clear

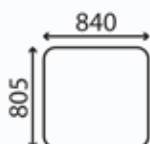
Used on machine type: B, C, D

REF 164TA4591



Used on: VOLVO-7

- A EC55B
- B EC55B1
- C EW55B



Window, cabin front
Curved; green tinted

Used on machine type: A, B, C

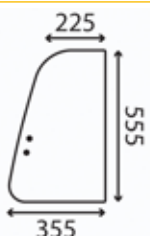
REF 164TA4592



Window, cabin LH door
LH; flat; green tinted

Used on machine type: A, B, C

REF 164TA4593



Window, cabin LH door upper
LH; front; upper; sliding; flat; green tinted

Used on machine type: A, B, C

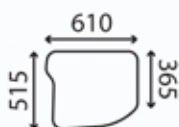
REF 164TA4594



Window, cabin LH door upper
LH; rear; upper; flat; clear

Used on machine type: A, B, C

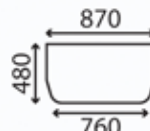
REF 164TA4595



Window, cabin LH door lower
LH; lower; flat; green tinted

Used on machine type: A, B, C

REF 164TA4596



Window, cabin front lower
Front; lower; flat; green tinted

Used on machine type: A, C

REF 164TA4630



Window, cabin side
LH; flat; green tinted

Used on machine type: A, C

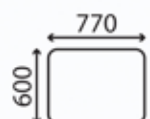
REF 164TA4631



Window, cabin side
RH; front; sliding; flat; green tinted

Used on machine type: A, C

REF 164TA4632



Window, cabin rear
Flat; green tinted

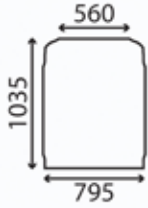
Used on machine type: A, C

REF 164TA4633



Used on: VOLVO-8

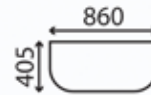
- A EC240B FX
- B EC240B LC
- C EC240B LR
- D EC240B NLC
- E EC360B
- F EC460B



Window, cabin front
Flat; green tinted

Used on machine type: A, B, C, D, E, F

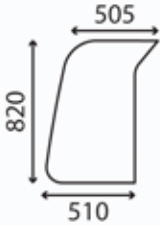
REF 164TA4597



Window, cabin front lower
Front; lower; flat; green tinted

Used on machine type: A, B, C, D, E, F

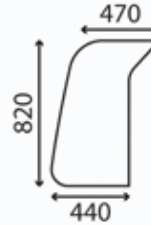
REF 164TA4598



Window, cabin LH door upper
Front; flat; green tinted

Used on machine type: A, B, C, D

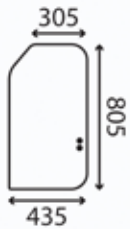
REF 164TA4599



Window, cabin LH door upper
Front; flat; green tinted

Used on machine type: A, B, C, D

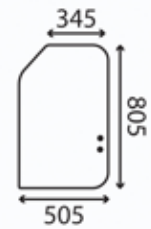
REF 164TA4600



Window, cabin LH door upper
Rear; sliding; flat; green tinted

Used on machine type: A, B, C, D

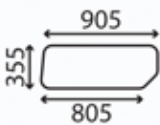
REF 164TA4601



Window, cabin LH door upper
Rear; sliding; flat; green tinted

Used on machine type: A, B, C, D

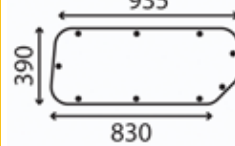
REF 164TA4602



Window, cabin LH door lower
LH; lower; flat; green tinted

Used on machine type: A, B, C, D

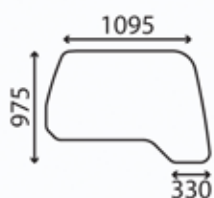
REF 164TA4603



Window, cabin LH door lower
LH; lower; flat; green tinted

Used on machine type: A

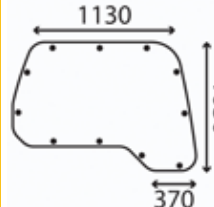
REF 164TA4604



Window, cabin side
RH; flat; green tinted

Used on machine type: A, B, C, D, E, F

REF 164TA4605



Window, cabin side

RH; flat; clear; Lexan; polycarbonate screen

Used on machine type: A

REF 164TA4606



Window, cabin side
LH; flat; green tinted

Used on machine type: A, B, C, D, E, F

REF 164TA4607



Window, cabin side
LH; flat; clear

Used on machine type: A

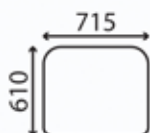
REF 164TA4608



Used on: VOLVO-8

- A EC240B FX
- B EC240B LC
- C EC240B LR
- D EC240B NLC
- E EC360B
- F EC460B

Used on: VOLVO



Window, cabin rear

Flat; green tinted

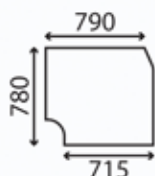
Used on machine type: A, B, C, D, E, F

REF 164TA4609



Used on: VOLVO-9

- A ECR58
- B ECR58D
- C ECR88
- D ECR88D



Window, cabin front
Flat; green tinted

Used on machine type: A, C

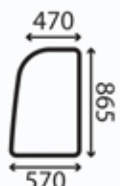
REF 164TA4615



Window, cabin front lower
Front; lower; flat; green tinted

Used on machine type: A, C

REF 164TA4616



Window, cabin LH door upper
LH; upper; flat; green tinted

Used on machine type: A, B, C, D

REF 164TA4617



Window, cabin LH door lower
LH; lower; flat; green tinted

Used on machine type: A, B, C, D

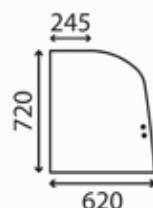
REF 164TA4618



Window, cabin side
LH; flat; green tinted

Used on machine type: A, C

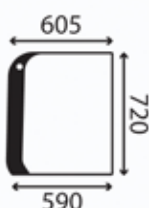
REF 164TA4619



Window, cabin side
RH; front; sliding; flat; green tinted

Used on machine type: A, C

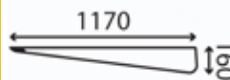
REF 164TA4620



Window, cabin side
RH; rear; flat; green tinted

Used on machine type: A, C

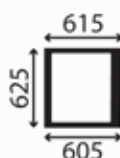
REF 164TA4621



Window, cabin side lower
RH; lower; flat; green tinted

Used on machine type: A, C

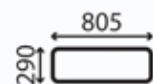
REF 164TA4622



Window, cabin rear
Flat; green tinted

Used on machine type: A, C

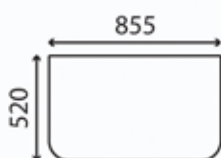
REF 164TA4623



Window, cabin roof
Opening; flat; green tinted

Used on machine type: A, B, C, D

REF 164TA4624



Window, cabin front lower
Front; upper; flat; green tinted

Used on machine type: B, D

REF 164TA4625



Window, cabin side
LH; flat; green tinted

Used on machine type: B, D

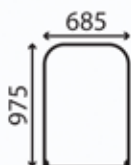
REF 165TA3506



Used on: VOLVO-10

- A ECR145CL
- B ECR235C

Used on: VOLVO



Window, cabin front
Flat; green tinted

Used on machine type: A, B

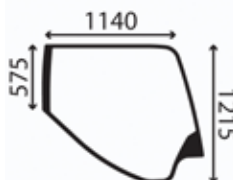
REF 164TA4626



Window, cabin front lower
Front; lower; flat; green tinted

Used on machine type: A, B

REF 164TA4627



Window, cabin side
RH; flat; green tinted

Used on machine type: A, B

REF 164TA4628



Window, cabin side
LH; flat; green tinted

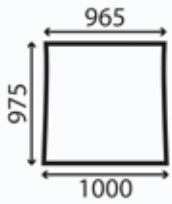
Used on machine type: A, B

REF 164TA4629



Used on: VOLVO-11

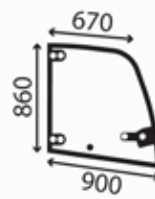
- A L20B
- B L20B 170
- C L25B
- D L25B 175



Window, cabin front
Curved; green tinted

Used on machine type: A, B, C, D

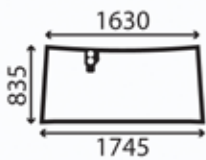
REF 164TA4634



Window, cabin side
RH; opening; curved; green tinted

Used on machine type: A, B, C, D

REF 164TA4635



Window, cabin rear
Curved; green tinted

Used on machine type: A, B, C, D

REF 164TA4636



Window, cabin LH door
LH; flat; green tinted

Used on machine type: A, C

REF 164TA4657



Gas spring, hood/cover
1000 N; length: 305,00 mm

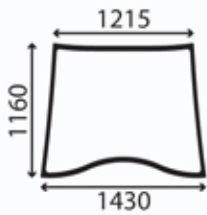
Used on machine type: A, C

REF 165TA3529



Used on: VOLVO-12

A L30	K L35B 189
B L30B	L L40B
C L30B 182	M L40B 191
D L30B 183	N L40B 192
E L30B 185	O L45B
F L30G	P L45B 194
G L35B	Q L45B 195
H L35B 186	
I L35B 187	
J L35B 188	



Window, cabin front

Curved; green tinted

Used on machine type: A, B, C, D, E, F, G, H, I, J, K, L, M, N, O, P, Q

REF 164TA4637

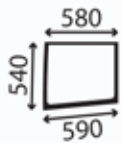


Window, cabin RH door

RH; flat; green tinted

Used on machine type: A, B, C, D, E, F, G, H, I, J, K, L, M, N, O, P, Q

REF 164TA4638

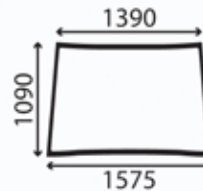


Window, cabin LH door lower

LH; lower; flat; green tinted

Used on machine type: A, B, C, D, E, F, G, H, I, J, K, L, M, N, O, P, Q

REF 164TA4639

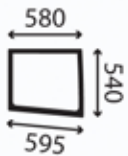


Window, cabin rear

Curved; green tinted

Used on machine type: A, B, C, D, E, F, G, H, I, J, K, L, M, N, O, P, Q

REF 164TA4640



Window, cabin RH door lower

RH; lower; flat; green tinted

Used on machine type: B, C, D, E, F, G, H, I, J, K, L, M, N, O, P, Q

REF 164TA4641

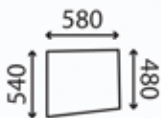


Gas spring, hood/cover

1000 N; length: 305,00 mm

Used on machine type: B, G

REF 165TA3529



Window, cabin LH door lower

LH; lower; flat; clear

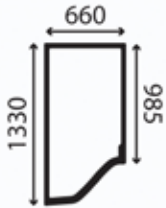
Used on machine type: B, G, L, O, Q

REF 165TA3530



Used on: VOLVO-13

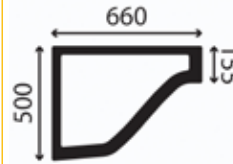
- A L60F
- B L90F
- C L150F
- D L150G
- E L120F
- F L220F



Window, cabin LH door
LH; flat; green tinted

Used on machine type: A, B, D, E

REF 164TA4642



Window, cabin LH door lower
LH; lower; flat; green tinted

Used on machine type: A, B, E

REF 164TA4643



Window, cabin front
LH; curved; green tinted

Used on machine type: A, B, D, F

REF 164TA4644



Window, cabin side upper
RH; front; upper; sliding; flat; green tinted

Used on machine type: A, B, D

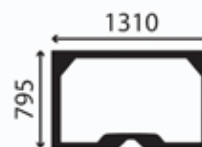
REF 164TA4645



Window, cabin side lower
RH; lower; flat; green tinted

Used on machine type: A, B, C, D, E, F

REF 164TA4646



Window, cabin rear
Flat; green tinted

Used on machine type: A, B, C, D, E, F

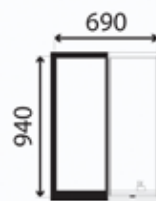
REF 165TA3504



Window, cabin front
RH; flat; green tinted

Used on machine type: A, B, C, D, E, F

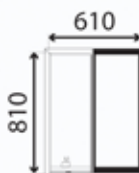
REF 165TA3507



Window, cabin RH door upper
Sliding; flat; green tinted

Used on machine type: A, B, C, D, E, F

REF 165TA3509



Window, cabin side
RH; rear; sliding; flat; green tinted

Used on machine type: A, B, D, E

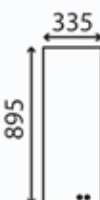
REF 165TA3510



Window, cabin side upper
RH; front; upper; sliding; flat; green tinted

Used on machine type: A, B, C, D, E

REF 165TA3522



Window, cabin side upper
Side; upper; sliding; flat; green tinted

Used on machine type: B, D

REF 165TA3523



Used on: VOLVO-14

A L180E

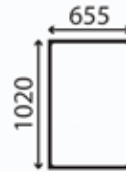
Used on: VOLVO



Window, cabin front
Side; flat; green tinted

Used on machine type: A

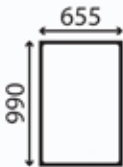
REF 164TA4648



Window, cabin LH door upper
LH; upper; flat; green tinted

Used on machine type: A

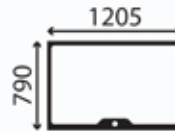
REF 164TA4649



Window, cabin side
RH; flat; green tinted

Used on machine type: A

REF 164TA4650



Window, cabin rear
Flat; green tinted

Used on machine type: A

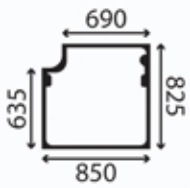
REF 164TA4651



Used on: VOLVO

Used on: VOLVO-15

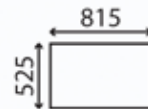
- A EC55C
- B EC60C



Window, cabin front
Flat; green tinted

Used on machine type: A, B

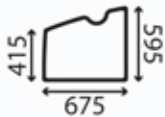
REF 164TA4652



Window, cabin front lower
Front; flat; green tinted

Used on machine type: A, B

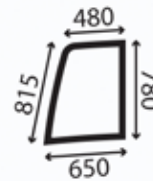
REF 164TA4653



Window, cabin LH door lower
LH; lower; flat; green tinted

Used on machine type: A, B

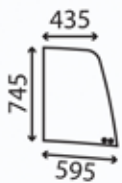
REF 164TA4658



Window, cabin side
Flat; green tinted

Used on machine type: A, B

REF 164TA4659



Window, cabin side
RH; front; sliding; flat; green tinted

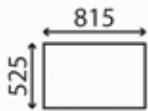
Used on machine type: A, B

REF 164TA4661



Used on: VOLVO-16

A EW60C



Window, cabin front lower
Front; flat; green tinted

Used on machine type: A

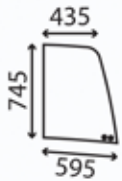
REF 164TA4653



Window, cabin LH door lower
LH; lower; flat; green tinted

Used on machine type: A

REF 164TA4658



Window, cabin side
RH; front; sliding; flat; green tinted

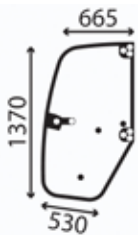
Used on machine type: A

REF 164TA4661

Used on: VOLVO-17

A L25F

B L28F



Window, cabin LH door
LH; flat; green tinted

Used on machine type: A, B

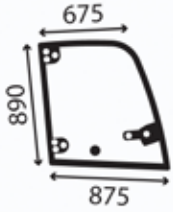
REF 164TA4656



Used on: VOLVO

Used on: VOLVO-18

A L20F



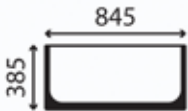
Window, cabin side
RH; flat; green tinted

Used on machine type: A

REF 164TA4660

Used on: VOLVO-19

A EC160



Window, cabin front lower
Front; lower; flat; green tinted

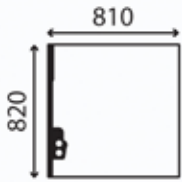
Used on machine type: A

REF 165TA3505



Used on: VOLVO-20

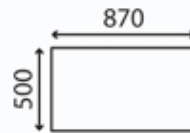
- A EC15D
- B ECR25D



Window, cabin front
Flat; green tinted

Used on machine type: A, B

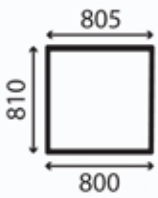
REF 165TA3515



Window, cabin front lower
Front; lower; flat; green tinted

Used on machine type: A, B

REF 165TA3516



Window, cabin rear
Flat; green tinted

Used on machine type: A, B

REF 165TA3517



Window, cabin door
Flat; green tinted

Used on machine type: A, B

REF 165TA3518



Window, cabin side
RH; rear; sliding; flat; green tinted

Used on machine type: A, B

REF 165TA3519



Used on: WEIDEMANN

Used on: WEIDEMANN

Model	Series
1770 CX50	1770 CX50
2070 CX50T	2070 CX-T
2070 CX80T	2070 CX-T
3070 CX60T	3000 CX-T - 4000 CX-T - 4000 T - 5000 T
3070 CX80T	3000 CX-T - 4000 CX-T - 4000 T - 5000 T
4070 CX100T	3000 CX-T - 4000 CX-T - 4000 T - 5000 T

Model	Series
4070 CX80T	3000 CX-T - 4000 CX-T - 4000 T - 5000 T
4080 T	3000 CX-T - 4000 CX-T - 4000 T - 5000 T
4270 CX100T	3000 CX-T - 4000 CX-T - 4000 T - 5000 T
5080 T	3000 CX-T - 4000 CX-T - 4000 T - 5000 T
T 4512	T 4512



Used on: WEIDEMANN 1770 CX50

A 1770 CX50

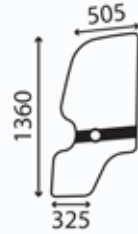
Used on: WEIDEMANN



Window, cabin RH door
RH; flat; green tinted

Used on machine type: A

REF 164TA4662



Window, cabin LH door
LH; flat; green tinted

Used on machine type: A

REF 164TA4663



Window, cabin side
RH; flat; green tinted

Used on machine type: A

REF 164TA4664



Window, cabin side
LH; flat; green tinted

Used on machine type: A

REF 164TA4665



Window, cabin side
LH; flat; green tinted

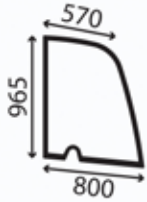
Used on machine type: A

REF 164TA4666



Used on: WEIDEMANN 2070 CX-T

- A 2070 CX50T
- B 2070 CX80T



Window, cabin RH door upper
RH; upper; flat; green tinted

Used on machine type: A, B

REF 164TA4667



Window, cabin LH door upper
LH; upper; flat; green tinted

Used on machine type: A, B

REF 164TA4668



Window, cabin RH door lower
RH; lower; flat; green tinted

Used on machine type: A, B

REF 164TA4669



Window, cabin LH door lower
LH; lower; flat; green tinted

Used on machine type: A, B

REF 164TA4670



Window, cabin side
RH; flat; green tinted

Used on machine type: A, B

REF 164TA4671



Window, cabin side
LH; flat; green tinted

Used on machine type: A, B

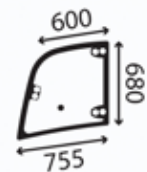
REF 164TA4672



Gas spring, cabin door

Used on machine type: A, B

REF 164TA4673



Window, cabin LH door upper
Opening; curved; green tinted

Used on machine type: A, B

REF 166TA2043



Window, cabin side
RH; flat; green tinted

Used on machine type: A, B

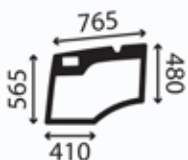
REF 166TA2047



Window, cabin side
LH; flat; green tinted

Used on machine type: A, B

REF 166TA2048



Window, cabin LH door lower
Flat; green tinted

Used on machine type: A, B

REF 166TA2049



Window, cabin RH door lower
Flat; green tinted

Used on machine type: A, B

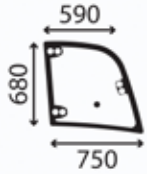
REF 166TA2053



Used on: WEIDEMANN 2070 CX-T

- A 2070 CX50T
- B 2070 CX80T

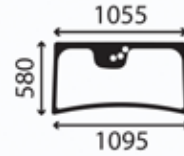
Used on: WEIDEMANN



Window, cabin RH door upper
Opening; curved; green tinted

Used on machine type: A, B

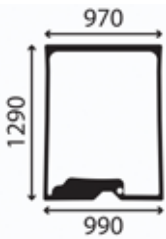
REF 166TA2057



Window, cabin rear
De-icing; curved; green tinted

Used on machine type: A, B

REF 166TA2069



Window, cabin front
Curved; clear

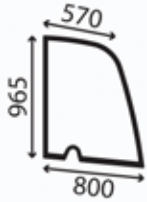
Used on machine type: A, B

REF 166TA2077



Used on: WEIDEMANN 3000 CX-T - 4000 CX-T - 4000 T - 5000 T

- A 3070 CX60T
- B 3070 CX80T
- C 4070 CX100T
- D 4070 CX80T
- E 4080 T
- F 4270 CX100T
- G 5080 T



Window, cabin RH door upper
RH; upper; flat; green tinted

Used on machine type: A, B, C, D, E, F, G

REF 164TA4667



Window, cabin LH door upper
LH; upper; flat; green tinted

Used on machine type: A, B, C, D, E, F, G

REF 164TA4668



Window, cabin RH door lower
RH; lower; flat; green tinted

Used on machine type: A, B, C, D, E, F, G

REF 164TA4669



Window, cabin LH door lower
LH; lower; flat; green tinted

Used on machine type: A, B, C, D, E, F, G

REF 164TA4670



Window, cabin side
RH; flat; green tinted

Used on machine type: A, B, C, D, E, F, G

REF 164TA4671



Window, cabin side
LH; flat; green tinted

Used on machine type: A, B, C, D, E, F, G

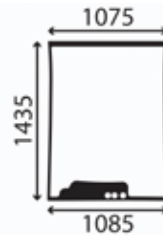
REF 164TA4672



Gas spring, cabin door

Used on machine type: A, B, C, D, E, F, G

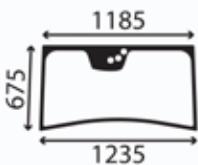
REF 164TA4673



Window, cabin front
Curved; clear

Used on machine type: A, B, C, D, E, F, G

REF 166TA2016



Window, cabin rear
De-icing; curved; green tinted

Used on machine type: A, B, C, D, E, F, G

REF 166TA2017



Window, cabin side
RH; flat; green tinted

Used on machine type: A, B, C, D, E, F, G

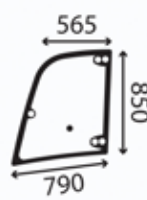
REF 166TA2032



Window, cabin side
LH; flat; green tinted

Used on machine type: A, B, C, D, E, F, G

REF 166TA2033



Window, cabin LH door upper
Opening; curved; green tinted

Used on machine type: E, G

REF 166TA2036



Used on: WEIDEMANN 3000 CX-T - 4000 CX-T - 4000 T - 5000 T

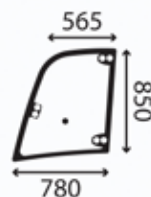
- A 3070 CX60T
- B 3070 CX80T
- C 4070 CX100T
- D 4070 CX80T
- E 4080 T
- F 4270 CX100T
- G 5080 T



Window, cabin LH door lower
Flat; green tinted

Used on machine type: A, C, D, F

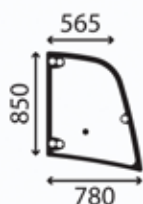
REF 166TA2052



Window, cabin LH door upper
Opening; curved; green tinted

Used on machine type: A, B, C, D, F

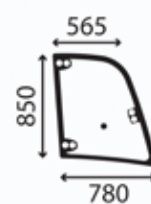
REF 166TA2054



Window, cabin RH door upper
Opening; curved; green tinted

Used on machine type: E, G

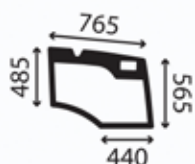
REF 166TA2055



Window, cabin RH door upper
Opening; curved; green tinted

Used on machine type: A, B, C, D, F

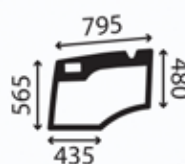
REF 166TA2056



Window, cabin RH door lower
Flat; green tinted

Used on machine type: A, B, C, D, F

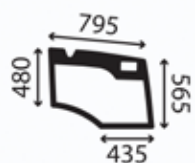
REF 166TA2058



Window, cabin LH door lower
Flat; green tinted

Used on machine type: E, G

REF 166TA2059



Window, cabin RH door lower
Flat; green tinted

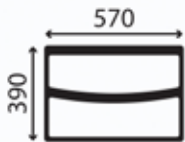
Used on machine type: E, G

REF 166TA2060



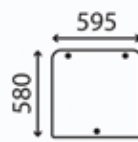
Used on: WEIDEMANN T 4512

A T 4512



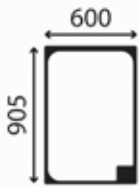
Window, cabin roof
Flat; clear

Used on machine type: A
REF 166TA2034



Window, cabin rear
Curved; clear

Used on machine type: A
REF 166TA2035



Window, cabin front
Curved; clear

Used on machine type: A
REF 166TA2044



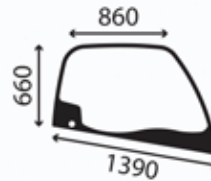
Window, cabin LH door lower
Flat; clear

Used on machine type: A
REF 166TA2050



Window, cabin LH door upper
Opening; flat; clear

Used on machine type: A
REF 166TA2051



Window, cabin side
RH; flat; clear

Used on machine type: A
REF 166TA2061



Window, cabin side
LH; flat; clear

Used on machine type: A
REF 166TA2062



Used on: YANMAR			
Model	Series	Model	Series
5080 T	YANMAR-6	SV100-1	YANMAR-12
B12 AY-EP/H	YANMAR-7	SV15	YANMAR-11
B12 AY-EP/H/AY-EP Y00S2983/H Y00S2983	YANMAR-6	SV15-2	YANMAR-11
B15	YANMAR-8	SV16	YANMAR-16
B15 EX	YANMAR-8	SV17	YANMAR-11
B15-3	YANMAR-6	SV17 E	YANMAR-11
B15-3 EX	YANMAR-6	SV17 EX-2	YANMAR-11
B17 AY-EP/H	YANMAR-7	SV17-2	YANMAR-11
B17 AY-EP/H/AY-EP Y00S2983/H Y00S2983	YANMAR-6	SV20	YANMAR-11
B17-2	YANMAR-8	V3-3	YANMAR-13
B17-3	YANMAR-8	V3-5	YANMAR-17
B18	YANMAR-8	V3-5 B	YANMAR-17
B19	YANMAR-8	V4-3	YANMAR-13
B22-2 A	YANMAR-8	V4-5	YANMAR-17
B25 V-1 CE2F	YANMAR-8	VIO20-3 CF1A/YCE	YANMAR-14
B27-2	YANMAR-8	VIO25-3 CG1A	YANMAR-14
B27-2 A	YANMAR-8	VIO25-4	YANMAR-14
B30 V	YANMAR-8	VIO30-2	YANMAR-14
B37 V	YANMAR-8	VIO30-3 DD2B	YANMAR-14
B37-2	YANMAR-8	VIO33	YANMAR-14
B37-2 A	YANMAR-8	VIO33 U	YANMAR-14
B50	YANMAR-10	VIO35-2	YANMAR-14
B50-1	YANMAR-8	VIO35-3 DE2B	YANMAR-14
B50-2	YANMAR-9	VIO38 U	YANMAR-14
B50-2 B	YANMAR-8	VIO45 EA1A/EA2B	YANMAR-14
B55 W	YANMAR-15	VIO45-1	YANMAR-14
B55 W-2	YANMAR-2	VIO50 U	YANMAR-14
B7-3	YANMAR-1	VIO55 FA1A/FA2B	YANMAR-3
B7-5	YANMAR-1	VIO57 U	YANMAR-1
L752	YANMAR-11	VIO75	YANMAR-1
L903	YANMAR-4	VIO75 A	YANMAR-1
L903 SPEED PLUS	YANMAR-5	VIO75 C	YANMAR-1
SOLAR 55-V GOLD PLUS	YANMAR-18	VIO80 U	YANMAR-12
SV100	YANMAR-1	VIO80-1	YANMAR-12



Used on: YANMAR-1

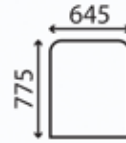
- A B7-3
- B B7-5
- C VI075
- D VI075 A
- E VI075 C
- F VI057 U
- G SV100



Window, cabin front upper
RH; flat; green tinted

Used on machine type: B, C, D, E, G

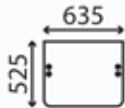
REF 164TA4674



Window, cabin front upper
Opening; flat; green tinted

Used on machine type: A, B, C, D, E, F, G

REF 164TA4675



Window, cabin front lower

Used on machine type: B, C, D, E, F, G

REF 164TA4676



Window, cabin front
LH; flat; green tinted

Used on machine type: B, C, D, E, F, G

REF 164TA4677



Window, cabin front lower
RH; front; lower; flat; green tinted

Used on machine type: B, C, D, E, F, G

REF 164TA4678



Window, cabin LH door upper

Used on machine type: B, C, D, F

REF 164TA4679



Window, cabin LH door upper

Used on machine type: B, D, E, F, G

REF 164TA4680



Window, cabin LH door lower

Used on machine type: B, C, D, F

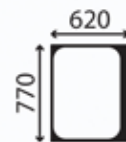
REF 164TA4681



Window, cabin LH door lower

Used on machine type: B, D, E, F, G

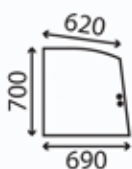
REF 164TA4682



Window, cabin side upper
LH; upper; flat; green tinted

Used on machine type: B, C, D, E, F, G

REF 164TA4683



Window, cabin side upper
RH; front; sliding; flat; green tinted

Used on machine type: B, C, D, F

REF 164TA4684



Window, cabin side upper
RH; front; sliding; flat; green tinted; spring 2005

Used on machine type: B, D, E, F, G

REF 164TA4685



Used on: YANMAR-1

- A B7-3
- B B7-5
- C VI075
- D VI075 A
- E VI075 C
- F VI057 U
- G SV100



Window, cabin side upper
RH; rear; upper; sliding; flat; green tinted; spring 2005

Used on machine type: B, D, E, F, G

REF 164TA4686



Window, cabin side lower
RH; flat; green tinted

Used on machine type: B, C, D, E, F, G

REF 164TA4687



Window, cabin side lower
LH; flat; green tinted

Used on machine type: B, C, D, F

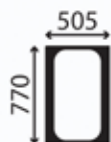
REF 164TA4688



Window, cabin side lower
LH; flat; green tinted

Used on machine type: B, D, E, F, G

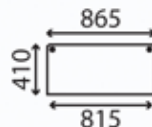
REF 164TA4689



Window, cabin rear

Used on machine type: A, B, C, D, E, F, G

REF 164TA4690



Window, cabin front lower
Front; lower; flat; green tinted

Used on machine type: B

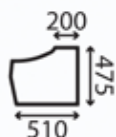
REF 164TA4715



Window, cabin LH door upper
LH; upper; flat; green tinted

Used on machine type: B, G

REF 164TA4716



Window, cabin side lower
RH; lower; flat; green tinted

Used on machine type: B, G

REF 164TA4717



Window, cabin side
LH; flat; green tinted

Used on machine type: G

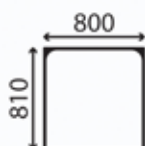
REF 164TA4718



Window, cabin LH door lower
LH; lower; flat; green tinted

Used on machine type: F

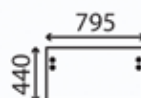
REF 164TA4720



Window, cabin front
Flat; green tinted

Used on machine type: F

REF 164TA4732



Window, cabin front lower
Front; lower; flat; green tinted

Used on machine type: F

REF 164TA4733



Used on: YANMAR-1

- A B7-3
- B B7-5
- C VI075
- D VI075 A
- E VI075 C
- F VI057 U
- G SV100



Window, cabin LH door upper
LH; front; upper; flat; green tinted

Used on machine type: F

REF 164TA4734



Window, cabin LH door upper
LH; rear; upper; flat; green tinted

Used on machine type: F

REF 164TA4735



Window, cabin LH door lower
LH; front; lower; flat; green tinted

Used on machine type: F

REF 164TA4736



Window, cabin LH door lower
LH; rear; lower; flat; green tinted

Used on machine type: F

REF 164TA4737



Window, cabin side
LH; flat; green tinted

Used on machine type: F

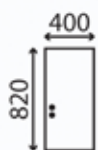
REF 164TA4738



Window, cabin side
RH; front; sliding; flat; green tinted

Used on machine type: F

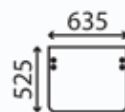
REF 164TA4747



Window, cabin side
RH; rear; sliding; flat; green tinted

Used on machine type: F

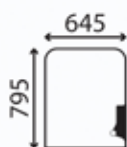
REF 164TA4748



Window, cabin front lower
Front; lower; flat; green tinted

Used on machine type: D

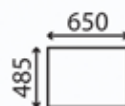
REF 164TA4749



Window, cabin front upper
Opening; flat; green tinted

Used on machine type: A, C, F

REF 164TA5083



Window, cabin front lower

Used on machine type: A, C

REF 164TA5084



Window, cabin front
RH; flat; clear

Used on machine type: A

REF 164TA5085



Window, cabin front
LH; flat; green tinted

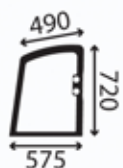
Used on machine type: A, C, F

REF 164TA5086



Used on: YANMAR-1

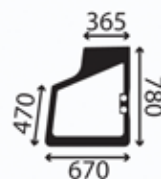
- A B7-3
- B B7-5
- C VI075
- D VI075 A
- E VI075 C
- F VI057 U
- G SV100



Window, cabin LH door upper

Used on machine type: A, C, F

REF 164TA5087



Window, cabin LH door lower

Used on machine type: A, C

REF 164TA5088



Window, cabin side upper

LH; upper; flat; green tinted

Used on machine type: A, C, F

REF 164TA5089

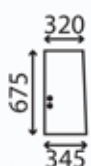


Window, cabin side upper

RH; front; sliding; flat; green tinted

Used on machine type: A, C

REF 164TA5090



Window, cabin side upper

RH; rear; sliding; curved; green tinted

Used on machine type: A, C

REF 164TA5091

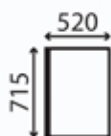


Window, cabin side lower

LH; flat; green tinted

Used on machine type: A, C

REF 164TA5092



Window, cabin rear

Used on machine type: A, C, F

REF 164TA5093

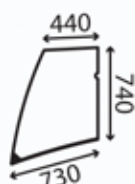


Window, cabin side lower

RH; flat; green tinted

Used on machine type: C

REF 164TA5120

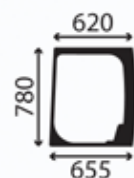


Window, cabin LH door upper

LH; upper; flat; green tinted

Used on machine type: F

REF 164TA5121



Window, cabin side

LH; flat; green tinted

Used on machine type: F

REF 164TA5122

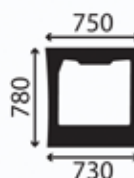


Window, cabin roof

Opening; flat; clear

Used on machine type: A

REF 164TA5200



Window, cabin rear

Curved; clear

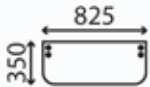
Used on machine type: F

REF 165TA3347



Used on: YANMAR-1

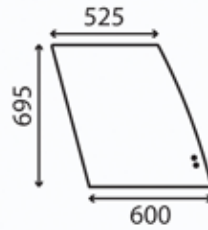
- A B7-3
- B B7-5
- C VI075
- D VI075 A
- E VI075 C
- F VI057 U
- G SV100



Window, cabin front lower
Front; lower; curved; green tinted

Used on machine type: F

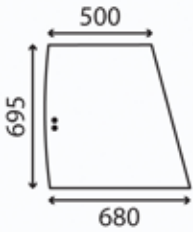
REF 165TA3349



Window, cabin side
RH; front; sliding; flat; green tinted

Used on machine type: F

REF 165TA3350



Window, cabin side
RH; rear; sliding; flat; green tinted

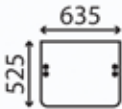






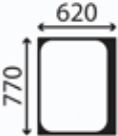
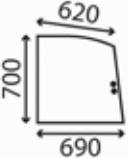
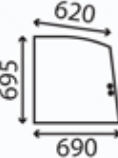
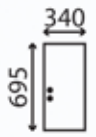

Used on machine type: F

REF 165TA3351



Used on: YANMAR-2

A B55 W-2

	<p>Window, cabin front lower</p> <p>Used on machine type: A</p> <p>REF 164TA4676</p>		<p>Window, cabin front LH; flat; green tinted</p> <p>Used on machine type: A</p> <p>REF 164TA4677</p>
	<p>Window, cabin front lower RH; front; lower; flat; green tinted</p> <p>Used on machine type: A</p> <p>REF 164TA4678</p>		<p>Window, cabin LH door upper</p> <p>Used on machine type: A</p> <p>REF 164TA4679</p>
	<p>Window, cabin LH door upper</p> <p>Used on machine type: A</p> <p>REF 164TA4680</p>		<p>Window, cabin LH door lower</p> <p>Used on machine type: A</p> <p>REF 164TA4681</p>
	<p>Window, cabin LH door lower</p> <p>Used on machine type: A</p> <p>REF 164TA4682</p>		<p>Window, cabin side upper LH; upper; flat; green tinted</p> <p>Used on machine type: A</p> <p>REF 164TA4683</p>
	<p>Window, cabin side upper RH; front; sliding; flat; green tinted</p> <p>Used on machine type: A</p> <p>REF 164TA4684</p>		<p>Window, cabin side upper RH; front; sliding; flat; green tinted; spring 2005</p> <p>Used on machine type: A</p> <p>REF 164TA4685</p>
	<p>Window, cabin side upper RH; rear; upper; sliding; flat; green tinted; spring 2005</p> <p>Used on machine type: A</p> <p>REF 164TA4686</p>		<p>Window, cabin side lower RH; flat; green tinted</p> <p>Used on machine type: A</p> <p>REF 164TA4687</p>



Used on: YANMAR-2

A B55 W-2



Window, cabin side lower
LH; flat; green tinted

Used on machine type: A

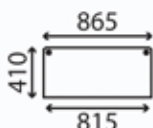
REF 164TA4688



Window, cabin side lower
LH; flat; green tinted

Used on machine type: A

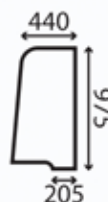
REF 164TA4689



Window, cabin front lower
Front; lower; flat; green tinted

Used on machine type: A

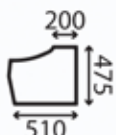
REF 164TA4715



Window, cabin LH door upper
LH; upper; flat; green tinted

Used on machine type: A

REF 164TA4716



Window, cabin side lower
RH; lower; flat; green tinted

Used on machine type: A

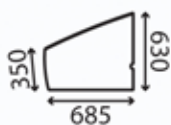
REF 164TA4717



Window, cabin side
LH; flat; green tinted

Used on machine type: A

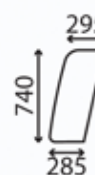
REF 164TA4718



Window, cabin LH door lower
LH; lower; flat; green tinted

Used on machine type: A

REF 164TA4720



Window, cabin LH door upper
LH; front; upper; flat; green tinted

Used on machine type: A

REF 164TA5108



Window, cabin LH door upper
LH; rear; sliding; flat; green tinted

Used on machine type: A

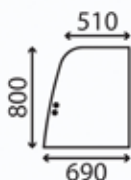
REF 164TA5109



Window, cabin LH door lower
LH; lower; flat; green tinted

Used on machine type: A

REF 164TA5110



Window, cabin side upper
RH; front; sliding; flat; green tinted

Used on machine type: A

REF 164TA5111



Window, cabin side upper
RH; rear; flat; green tinted

Used on machine type: A

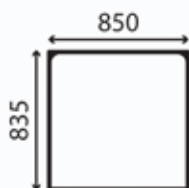
REF 164TA5112



Used on: YANMAR-2

A B55 W-2

Used on: YANMAR



Window, cabin front
Flat; green tinted

Used on machine type: A

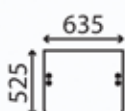
REF 165TA3485



Used on: YANMAR-3

A VI055

FA1A/FA2B



Window, cabin front lower

Used on machine type: A

REF 164TA4676

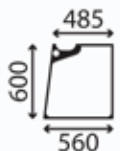


Window, cabin front lower

RH; front; lower; flat; green tinted

Used on machine type: A

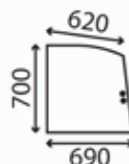
REF 164TA4678



Window, cabin LH door lower

Used on machine type: A

REF 164TA4681



Window, cabin side upper

RH; front; sliding; flat; green tinted

Used on machine type: A

REF 164TA4684



Window, cabin side lower

RH; flat; green tinted

Used on machine type: A

REF 164TA4687

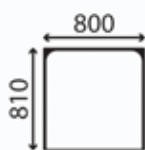


Window, cabin side lower

LH; flat; green tinted

Used on machine type: A

REF 164TA4688

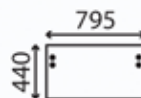


Window, cabin front

Flat; green tinted

Used on machine type: A

REF 164TA4732



Window, cabin front lower

Front; lower; flat; green tinted

Used on machine type: A

REF 164TA4733



Window, cabin LH door upper

LH; front; upper; flat; green tinted

Used on machine type: A

REF 164TA4734



Window, cabin LH door upper

LH; rear; upper; flat; green tinted

Used on machine type: A

REF 164TA4735



Window, cabin LH door lower

LH; front; lower; flat; green tinted

Used on machine type: A

REF 164TA4736



Window, cabin LH door lower

LH; rear; lower; flat; green tinted

Used on machine type: A

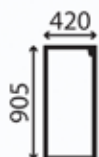
REF 164TA4737



Used on: YANMAR-3

A VI055

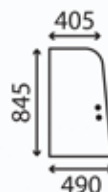
FA1A/FA2B



Window, cabin side
LH; flat; green tinted

Used on machine type: A

REF 164TA4738



Window, cabin side upper

RH; front; upper; sliding; flat; green tinted

Used on machine type: A

REF 164TA4739



Window, cabin side upper

RH; rear; upper; sliding; flat; green tinted

Used on machine type: A

REF 164TA4740

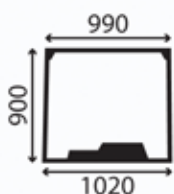


Window, cabin side lower

RH; lower; flat; green tinted

Used on machine type: A

REF 164TA4741

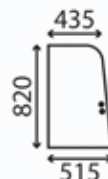


Window, cabin rear

Curved; green tinted

Used on machine type: A

REF 164TA4742

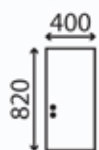


Window, cabin side

RH; front; sliding; flat; green tinted

Used on machine type: A

REF 164TA4747



Window, cabin side

RH; rear; sliding; flat; green tinted

Used on machine type: A

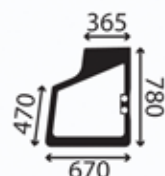
REF 164TA4748



Window, cabin front lower

Used on machine type: A

REF 164TA5084



Window, cabin LH door lower

Used on machine type: A

REF 164TA5088

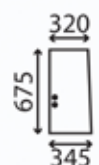


Window, cabin side upper

RH; front; sliding; flat; green tinted

Used on machine type: A

REF 164TA5090



Window, cabin side upper

RH; rear; sliding; curved; green tinted

Used on machine type: A

REF 164TA5091



Window, cabin side lower

LH; flat; green tinted

Used on machine type: A

REF 164TA5092



Used on: YANMAR

Used on: YANMAR-3

A VI055

FA1A/FA2B



Window, cabin side lower
RH; flat; green tinted

Used on machine type: A

REF 164TA5120



Used on: YANMAR-4

A L903



Window, cabin front lower
RH; front; lower; flat; green tinted

Used on machine type: A
REF 164TA4678



Window, cabin side upper
RH; rear; upper; sliding; flat; green tinted; spring 2005

Used on machine type: A
REF 164TA4686



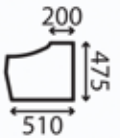
Window, cabin side lower
RH; flat; green tinted

Used on machine type: A
REF 164TA4687



Window, cabin LH door upper
LH; upper; flat; green tinted

Used on machine type: A
REF 164TA4716



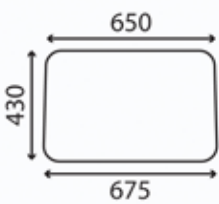
Window, cabin side lower
RH; lower; flat; green tinted

Used on machine type: A
REF 164TA4717



Window, cabin side
LH; flat; green tinted

Used on machine type: A
REF 164TA4718



Window, cabin rear
Flat; clear

Used on machine type: A
REF 164TA5199



Window, cabin roof
Opening; flat; clear

Used on machine type: A
REF 164TA5200



Used on: YANMAR-5

A L903 SPEED PLUS



Window, cabin rear

Used on machine type: A

REF 164TA4690

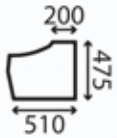


Window, cabin LH door upper

LH; upper; flat; green tinted

Used on machine type: A

REF 164TA4716



Window, cabin side lower

RH; lower; flat; green tinted

Used on machine type: A

REF 164TA4717



Window, cabin side

LH; flat; green tinted

Used on machine type: A

REF 164TA4718

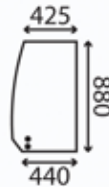


Window, cabin side lower

RH; lower; flat; green tinted

Used on machine type: A

REF 164TA4719

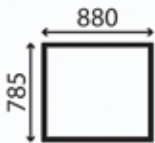


Window, cabin side

RH; rear; sliding; flat; green tinted

Used on machine type: A

REF 164TA5113

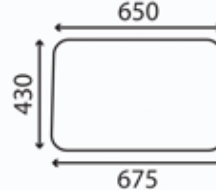


Window, cabin rear

Curved; green tinted

Used on machine type: A

REF 164TA5115



Window, cabin rear

Flat; clear

Used on machine type: A

REF 164TA5199

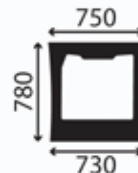


Window, cabin roof

Opening; flat; clear

Used on machine type: A

REF 164TA5200



Window, cabin rear

Curved; clear

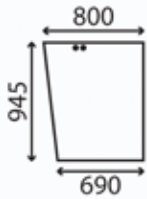
Used on machine type: A

REF 165TA3347



Used on: YANMAR-6

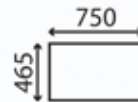
- A 5080 T
- B B12 AY-EP/H/AY-EP Y00S2983/H Y00S2983
- C B15-3
- D B15-3 EX
- E B17 AY-EP/H/AY-EP Y00S2983/H Y00S2983



Window, cabin front upper
Front; upper; opening; flat; clear

Used on machine type: B, E

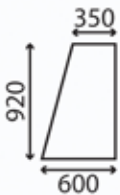
REF 164TA4691



Window, cabin front lower
Front; lower; flat; green tinted

Used on machine type: A, B, C, D, E

REF 164TA4692



Window, cabin LH door upper
LH; upper; flat; clear

Used on machine type: A, B, C, D, E

REF 164TA4693



Window, cabin LH door lower
LH; lower; flat; clear

Used on machine type: A, B, C, D, E

REF 164TA4694



Window, cabin side
LH; flat; clear

Used on machine type: A, B, C, D, E

REF 164TA4695



Window, cabin side
RH; front; flat; green tinted

Used on machine type: A, B, C, E

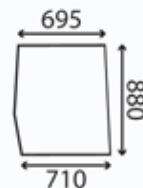
REF 164TA4696



Window, cabin side
RH; front; flat; clear

Used on machine type: A, B, C, D, E

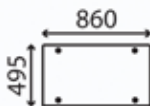
REF 164TA4697



Window, cabin side
RH; rear; flat; green tinted

Used on machine type: A, B, C, E

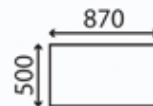
REF 164TA4698



Window, cabin rear
Upper; flat; clear

Used on machine type: A, B, C, D, E

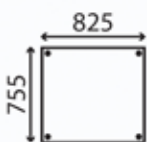
REF 164TA4699



Window, cabin rear
Upper; flat; green tinted

Used on machine type: A, B, C, E

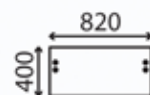
REF 164TA4700



Window, cabin front
Flat; green tinted

Used on machine type: C, D

REF 164TA4701



Window, cabin front lower
Front; lower; flat; green tinted

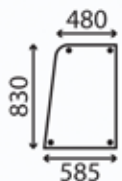
Used on machine type: A, C, D

REF 164TA4702



Used on: YANMAR-6

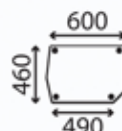
A	5080 T	
B	B12	AY-EP/H/AY-EP Y00S2983/H Y00S2983
C	B15-3	
D	B15-3 EX	
E	B17	AY-EP/H/AY-EP Y00S2983/H Y00S2983



Window, cabin LH door upper
LH; upper; flat; green tinted

Used on machine type: A, C, D

REF 164TA4703



Window, cabin LH door lower
LH; lower; flat; green tinted

Used on machine type: A, C, D

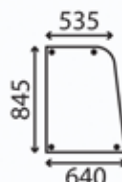
REF 164TA4704



Window, cabin side
LH; flat; green tinted

Used on machine type: A, C, D

REF 164TA4705



Window, cabin side
RH; front; flat; green tinted

Used on machine type: C

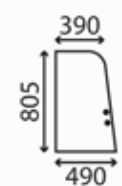
REF 164TA4706



Window, cabin side
RH; rear; opening; flat; green tinted

Used on machine type: C

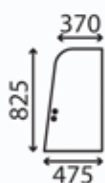
REF 164TA4707



Window, cabin side upper
RH; front; sliding; flat; green tinted; up to 01/04/1999

Used on machine type: A, C, D

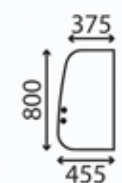
REF 164TA4708



Window, cabin side upper
RH; front; sliding; flat; green tinted; from 01/05/1999

Used on machine type: A, C, D

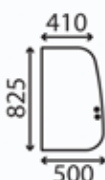
REF 164TA4709



Window, cabin side upper
RH; rear; sliding; flat; green tinted; up to 01/04/1999

Used on machine type: C, D

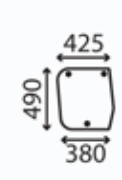
REF 164TA4710



Window, cabin side upper
RH; rear; sliding; flat; green tinted; from 01/05/1999

Used on machine type: C, D

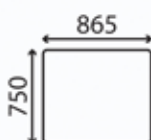
REF 164TA4711



Window, cabin side lower
RH; lower; flat; green tinted

Used on machine type: C, D

REF 164TA4712



Window, cabin rear
Curved; green tinted

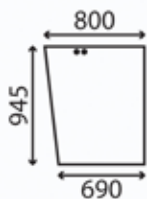
Used on machine type: C, D

REF 164TA4713



Used on: YANMAR-7

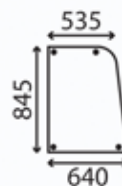
A B12 AY-EP/H
B B17 AY-EP/H



Window, cabin front upper
Front; upper; opening; flat; clear

Used on machine type: A, B

REF 164TA4691



Window, cabin side
RH; front; flat; green tinted

Used on machine type: A, B

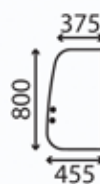
REF 164TA4706



Window, cabin side
RH; rear; opening; flat; green tinted

Used on machine type: A, B

REF 164TA4707



Window, cabin side upper
RH; rear; sliding; flat; green tinted; up to 01/04/1999

Used on machine type: A, B

REF 164TA4710



Window, cabin side upper
RH; rear; sliding; flat; green tinted; from 01/05/1999

Used on machine type: A, B

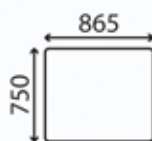
REF 164TA4711



Window, cabin side lower
RH; lower; flat; green tinted

Used on machine type: A, B

REF 164TA4712



Window, cabin rear
Curved; green tinted

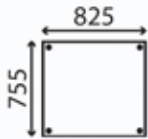
Used on machine type: A, B

REF 164TA4713



Used on: YANMAR-8

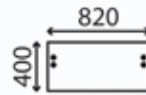
A	B15		K	B30 V
B	B15 EX		L	B37 V
C	B17-2		M	B37-2
D	B17-3		N	B37-2 A
E	B18		O	B50-1
F	B19		P	B50-2 B
G	B22-2 A			
H	B25 V-1	CE2F		
I	B27-2			
J	B27-2 A			



Window, cabin front
Flat; green tinted

Used on machine type: A, B, C, D, E, F, G, H, I, J, K, L, M, N, P

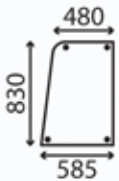
REF 164TA4701



Window, cabin front lower
Front; lower; flat; green tinted

Used on machine type: A, B, C, D, E, F, G, H, I, J, K, L, M, N, O, P

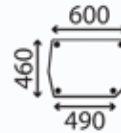
REF 164TA4702



Window, cabin LH door upper
LH; upper; flat; green tinted

Used on machine type: A, B, C, D, E, F, G, H, I, J, K, L, M, N, O, P

REF 164TA4703



Window, cabin LH door lower
LH; lower; flat; green tinted

Used on machine type: A, B, C, D, E, F, G, H, I, J, K, L, M, N, O, P

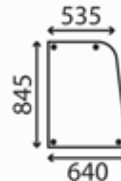
REF 164TA4704



Window, cabin side
LH; flat; green tinted

Used on machine type: A, B, C, D, E, F, G, H, I, J, K, L, M, N, P

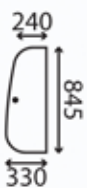
REF 164TA4705



Window, cabin side
RH; front; flat; green tinted

Used on machine type: A, D

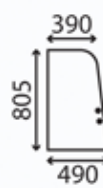
REF 164TA4706



Window, cabin side
RH; rear; opening; flat; green tinted

Used on machine type: A, D

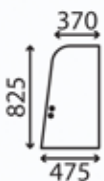
REF 164TA4707



Window, cabin side upper
RH; front; sliding; flat; green tinted; up to 01/04/1999

Used on machine type: A, B, C, D, E, F, G, H, I, J, K, L, M, N, O, P

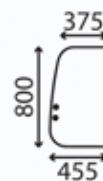
REF 164TA4708



Window, cabin side upper
RH; front; sliding; flat; green tinted; from 01/05/1999

Used on machine type: A, B, C, D, E, F, G, H, I, J, K, L, M, N, O, P

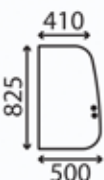
REF 164TA4709



Window, cabin side upper
RH; rear; sliding; flat; green tinted; up to 01/04/1999

Used on machine type: A, B, C, D, E, F, G, H, I, J, K, L, M, N

REF 164TA4710



Window, cabin side upper
RH; rear; sliding; flat; green tinted; from 01/05/1999

Used on machine type: A, B, C, D, E, F, G, H, I, J, K, L, M, N, O, P

REF 164TA4711



Window, cabin side lower
RH; lower; flat; green tinted

Used on machine type: A, B, C, D, E, F, G, H, I, J, K, L, M, N, O, P

REF 164TA4712

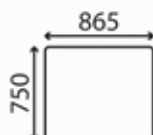


Used on: YANMAR-8

A B15
B B15 EX
C B17-2
D B17-3
E B18
F B19
G B22-2 A
H B25 V-1
I B27-2
J B27-2 A

CE2F

K B30 V
L B37 V
M B37-2
N B37-2 A
O B50-1
P B50-2 B



Window, cabin rear
Curved; green tinted

Used on machine type: A, B, C, D, E, F, G, H, I, J, K, L, M, N, O, P

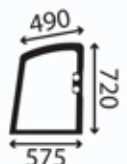
REF 164TA4713



Window, cabin front
LH; flat; green tinted

Used on machine type: P

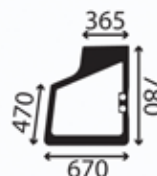
REF 164TA5086



Window, cabin LH door upper

Used on machine type: P

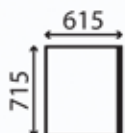
REF 164TA5087



Window, cabin LH door lower

Used on machine type: P

REF 164TA5088



Window, cabin side upper
LH; upper; flat; green tinted

Used on machine type: P

REF 164TA5089



Window, cabin side upper
RH; front; sliding; flat; green tinted

Used on machine type: P

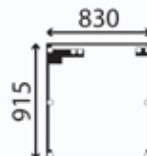
REF 164TA5090



Window, cabin side lower
LH; flat; green tinted

Used on machine type: P

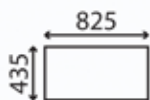
REF 164TA5092



Window, cabin front
Flat; bronze tinted

Used on machine type: O

REF 164TA5094



Window, cabin front lower
Front; lower; flat; bronze tinted

Used on machine type: M, N, O

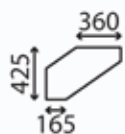
REF 164TA5095



Window, cabin LH door upper
LH; upper; flat; green tinted

Used on machine type: M, N, O

REF 164TA5096



Window, cabin LH door lower
LH; lower; flat; bronze tinted

Used on machine type: M, N, O

REF 164TA5097



Window, cabin side
LH; flat; bronze tinted

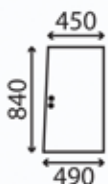
Used on machine type: M, N, O

REF 164TA5098



Used on: YANMAR-8

A	B15		K	B30 V
B	B15 EX		L	B37 V
C	B17-2		M	B37-2
D	B17-3		N	B37-2 A
E	B18		O	B50-1
F	B19		P	B50-2 B
G	B22-2 A			
H	B25 V-1	CE2F		
I	B27-2			
J	B27-2 A			



Window, cabin side
RH; front; sliding; flat; bronze tinted

Used on machine type: M, N, O

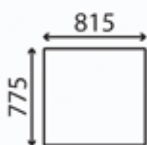
REF 164TA5099



Window, cabin side
RH; rear; sliding; flat; clear

Used on machine type: M, N, O

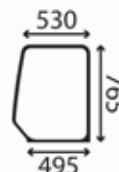
REF 164TA5100



Window, cabin rear
Flat; green tinted

Used on machine type: M, N, O

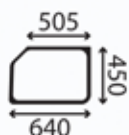
REF 164TA5101



Window, cabin LH door upper
LH; upper; flat; clear

Used on machine type: P

REF 164TA5104



Window, cabin LH door lower
LH; lower; flat; green tinted

Used on machine type: O

REF 164TA5105



Window, cabin side
LH; flat; clear

Used on machine type: P

REF 164TA5106



Window, cabin LH door upper
LH; front; upper; flat; green tinted

Used on machine type: P

REF 164TA5108



Window, cabin LH door upper
LH; rear; sliding; flat; green tinted

Used on machine type: P

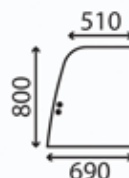
REF 164TA5109



Window, cabin LH door lower
LH; lower; flat; green tinted

Used on machine type: P

REF 164TA5110



Window, cabin side upper
RH; front; sliding; flat; green tinted

Used on machine type: P

REF 164TA5111



Window, cabin side lower
RH; flat; green tinted

Used on machine type: P

REF 165TA3486



Used on: YANMAR-9

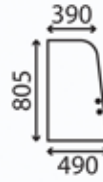
A B50-2



Window, cabin side
LH; flat; green tinted

Used on machine type: A

REF 164TA4705



Window, cabin side upper

RH; front; sliding; flat; green tinted; up to 01/04/1999

Used on machine type: A

REF 164TA4708



Window, cabin side upper

RH; rear; sliding; flat; green tinted; up to 01/04/1999

Used on machine type: A

REF 164TA4710



Window, cabin side

LH; flat; bronze tinted

Used on machine type: A

REF 164TA5102



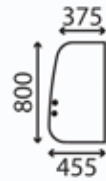
Used on: YANMAR-10

A B50



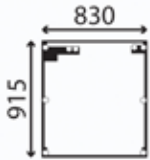
Window, cabin side upper
RH; front; sliding; flat; green tinted; up to 01/04/1999

Used on machine type: A
REF 164TA4708



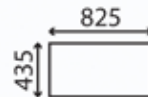
Window, cabin side upper
RH; rear; sliding; flat; green tinted; up to 01/04/1999

Used on machine type: A
REF 164TA4710



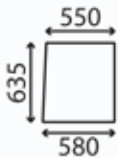
Window, cabin front
Flat; bronze tinted

Used on machine type: A
REF 164TA5094



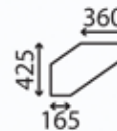
Window, cabin front lower
Front; lower; flat; bronze tinted

Used on machine type: A
REF 164TA5095



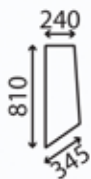
Window, cabin LH door upper
LH; upper; flat; green tinted

Used on machine type: A
REF 164TA5096



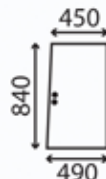
Window, cabin LH door lower
LH; lower; flat; bronze tinted

Used on machine type: A
REF 164TA5097



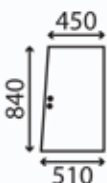
Window, cabin side
LH; flat; bronze tinted

Used on machine type: A
REF 164TA5098



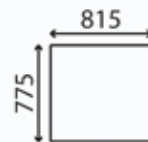
Window, cabin side
RH; front; sliding; flat; bronze tinted

Used on machine type: A
REF 164TA5099



Window, cabin side
RH; rear; sliding; flat; clear

Used on machine type: A
REF 164TA5100



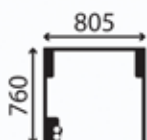
Window, cabin rear
Flat; green tinted

Used on machine type: A
REF 164TA5101



Used on: YANMAR-11

- A L752
- B SV15
- C SV15-2
- D SV17
- E SV17 E
- F SV17 EX-2
- G SV17-2
- H SV20

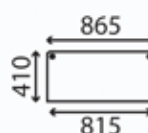


Window, cabin front upper

Front; upper; opening; flat; green tinted

Used on machine type: B, C, D, E, F, G, H

REF 164TA4714



Window, cabin front lower

Front; lower; flat; green tinted

Used on machine type: A, B, C, D, E

REF 164TA4715

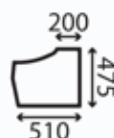


Window, cabin LH door upper

LH; upper; flat; green tinted

Used on machine type: A, B, C, D, E, F, G, H

REF 164TA4716

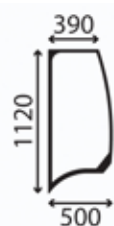


Window, cabin side lower

RH; lower; flat; green tinted

Used on machine type: A, B, C, D, E, F, G, H

REF 164TA4717



Window, cabin side

LH; flat; green tinted

Used on machine type: A, B, C, D, E, F, G, H

REF 164TA4718

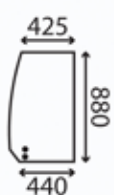


Window, cabin side lower

RH; lower; flat; green tinted

Used on machine type: B, C, D, E

REF 164TA4719

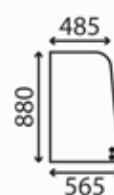


Window, cabin side

RH; rear; sliding; flat; green tinted

Used on machine type: B, C, D, E, F, G, H

REF 164TA5113

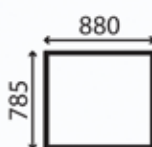


Window, cabin side

RH; front; sliding; flat; green tinted

Used on machine type: C, D, E, F, G, H

REF 164TA5114

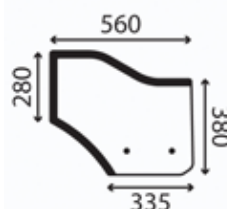


Window, cabin rear

Curved; green tinted

Used on machine type: B, C, D, E, F, G, H

REF 164TA5115

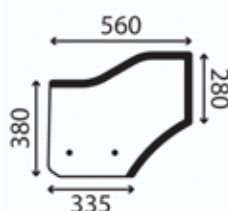


Window, cabin RH door lower

RH; lower; flat; green tinted

Used on machine type: H

REF 164TA5118

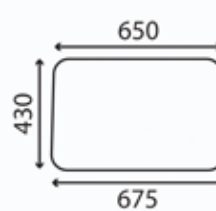


Window, cabin LH door lower

LH; lower; flat; green tinted

Used on machine type: B

REF 164TA5119



Window, cabin rear

Flat; clear

Used on machine type: A

REF 164TA5199



Used on: YANMAR-11

- A L752
- B SV15
- C SV15-2
- D SV17
- E SV17 E
- F SV17 EX-2
- G SV17-2
- H SV20



Window, cabin roof

Opening; flat; clear

Used on machine type: A

REF 164TA5200



Used on: YANMAR-12

- A SV100-1
- B VIO80 U
- C VIO80-1



Window, cabin LH door lower
LH; lower; flat; green tinted

Used on machine type: A, B

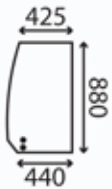
REF 164TA4720



Window, cabin side
LH; flat; clear

Used on machine type: A

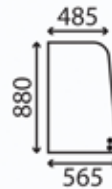
REF 164TA4722



Window, cabin side
RH; rear; sliding; flat; green tinted

Used on machine type: A

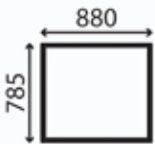
REF 164TA5113



Window, cabin side
RH; front; sliding; flat; green tinted

Used on machine type: A

REF 164TA5114



Window, cabin rear
Curved; green tinted

Used on machine type: A

REF 164TA5115



Window, cabin LH door upper
LH; upper; flat; green tinted

Used on machine type: B

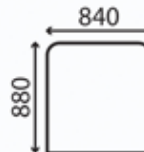
REF 164TA5121



Window, cabin side
LH; flat; green tinted

Used on machine type: B

REF 164TA5122



Window, cabin front upper
Front; upper; opening; curved; green tinted

Used on machine type: A, B, C

REF 165TA3348



Used on: YANMAR-13

- A V3-3
- B V4-3

Window, cabin front
Flat; clear

Used on machine type: A, B

REF 164TA4721

Window, cabin side
LH; flat; clear

Used on machine type: A, B

REF 164TA4722

Window, cabin front lower
Front; lower; flat; green tinted

Used on machine type: B

REF 164TA4724

Window, cabin LH door
LH; rear; flat; green tinted

Used on machine type: B

REF 164TA4725

Window, cabin LH door upper
LH; upper; front; flat; green tinted

Used on machine type: B

REF 164TA4726

Window, cabin LH door lower
LH; lower; front; flat; green tinted

Used on machine type: B

REF 164TA4727

Window, cabin side
LH; flat; green tinted

Used on machine type: B

REF 164TA4728

Window, cabin side
RH; front; sliding; flat; green tinted

Used on machine type: B

REF 164TA4729

Window, cabin side
RH; rear; sliding; flat; green tinted

Used on machine type: B

REF 164TA4730

Window, cabin front lower
Front; lower; flat; green tinted

Used on machine type: B

REF 164TA4733

Window, cabin LH door upper
LH; front; upper; flat; green tinted

Used on machine type: B

REF 164TA4734

Window, cabin LH door upper
LH; rear; upper; flat; green tinted

Used on machine type: B

REF 164TA4735



Used on: YANMAR-13

- A V3-3
- B V4-3



Window, cabin LH door lower
LH; front; lower; flat; green tinted

Used on machine type: B

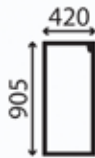
REF 164TA4736



Window, cabin LH door lower
LH; rear; lower; flat; green tinted

Used on machine type: B

REF 164TA4737



Window, cabin side
LH; flat; green tinted

Used on machine type: B

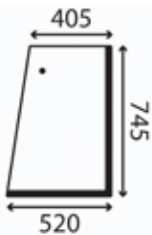
REF 164TA4738



Window, cabin side upper
RH; front; upper; sliding; flat; green tinted

Used on machine type: B

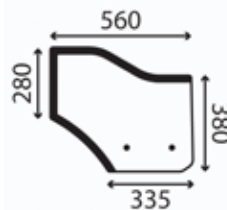
REF 164TA4739



Window, cabin LH door upper
LH; upper; flat; green tinted

Used on machine type: A, B

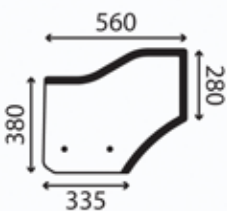
REF 164TA5117



Window, cabin RH door lower
RH; lower; flat; green tinted

Used on machine type: A

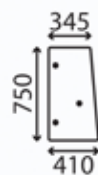
REF 164TA5118



Window, cabin LH door lower
LH; lower; flat; green tinted

Used on machine type: A

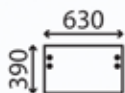
REF 164TA5119



Window, cabin side
Side; flat; green tinted

Used on machine type: A, B

REF 164TA5201



Window, cabin front lower
Front; lower; flat; green tinted

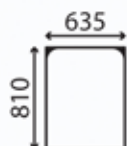
Used on machine type: B

REF 165TA3335



Used on: YANMAR-14

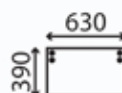
A	VIO20-3	CF1A/YCE	L	VIO45	EA1A/EA2B
B	VIO25-3	CG1A	M	VIO45-1	
C	VIO25-4		N	VIO50 U	
D	VIO30-2				
E	VIO30-3	DD2B			
F	VIO33				
G	VIO33 U				
H	VIO35-2				
J	VIO35-3	DE2B			
K	VIO38 U				



Window, cabin front upper
Front; upper; opening; flat; green tinted

Used on machine type: A, B, C

REF 164TA4723



Window, cabin front lower
Front; lower; flat; green tinted

Used on machine type: A, B, C

REF 164TA4724



Window, cabin LH door
LH; rear; flat; green tinted

Used on machine type: A, B, C

REF 164TA4725



Window, cabin LH door upper
LH; upper; front; flat; green tinted

Used on machine type: A, B, C

REF 164TA4726



Window, cabin LH door lower
LH; lower; front; flat; green tinted

Used on machine type: A, B, C

REF 164TA4727



Window, cabin side
LH; flat; green tinted

Used on machine type: A, B, C

REF 164TA4728



Window, cabin side
RH; front; sliding; flat; green tinted

Used on machine type: A, B, C

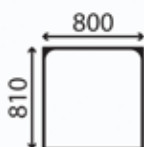
REF 164TA4729



Window, cabin side
RH; rear; sliding; flat; green tinted

Used on machine type: A, B, C

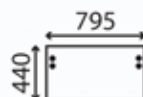
REF 164TA4730



Window, cabin front
Flat; green tinted

Used on machine type: D, E, F, H, J, K, L, M, N

REF 164TA4732



Window, cabin front lower
Front; lower; flat; green tinted

Used on machine type: D, E, F, G, H, J, K, L, M, N

REF 164TA4733



Window, cabin LH door upper
LH; front; upper; flat; green tinted

Used on machine type: D, E, G, H, J, K, L, M, N

REF 164TA4734



Window, cabin LH door upper
LH; rear; upper; flat; green tinted

Used on machine type: D, E, F, G, H, J, K, L, M, N

REF 164TA4735



Used on: YANMAR-14

A	VIO20-3	CF1A/YCE	L	VIO45	EA1A/EA2B
B	VIO25-3	CG1A	M	VIO45-1	
C	VIO25-4		N	VIO50 U	
D	VIO30-2				
E	VIO30-3	DD2B			
F	VIO33				
G	VIO33 U				
H	VIO35-2				
J	VIO35-3	DE2B			
K	VIO38 U				



Window, cabin LH door lower
LH; front; lower; flat; green tinted

Used on machine type: D, E, F, G, H, J, K, L, M, N

REF 164TA4736



Window, cabin LH door lower
LH; rear; lower; flat; green tinted

Used on machine type: D, E, F, G, H, J, K, L, M, N

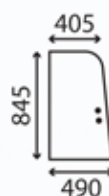
REF 164TA4737



Window, cabin side
LH; flat; green tinted

Used on machine type: D, E, G, H, J, K, L, M, N

REF 164TA4738



Window, cabin side upper
RH; front; upper; sliding; flat; green tinted

Used on machine type: D, E, F, G, H, J, K, L, M, N

REF 164TA4739



Window, cabin side upper
RH; rear; upper; sliding; flat; green tinted

Used on machine type: B, C, D, E, F, G, H, J, K, L, M, N

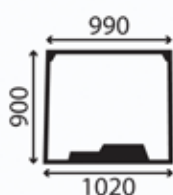
REF 164TA4740



Window, cabin side lower
RH; lower; flat; green tinted

Used on machine type: B, C, D, E, F, G, H, J, K, L, M, N

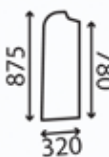
REF 164TA4741



Window, cabin rear
Curved; green tinted

Used on machine type: B, C, D, E, G, H, J, K, L, M, N

REF 164TA4742



Window, cabin LH door upper
LH; front; flat; green tinted

Used on machine type: G

REF 164TA4743



Window, cabin LH door upper
LH; rear; upper; flat; green tinted

Used on machine type: E, G

REF 164TA4744



Window, cabin LH door lower
LH; front; lower; flat; green tinted

Used on machine type: E, G

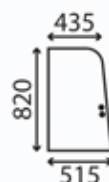
REF 164TA4745



Window, cabin LH door lower
LH; rear; lower; flat; green tinted

Used on machine type: E, G

REF 164TA4746



Window, cabin side
RH; front; sliding; flat; green tinted

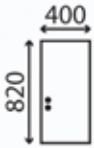
Used on machine type: D, J, K, L, M

REF 164TA4747



Used on: YANMAR-14

A	VI020-3	CF1A/YCE	L	VI045	EA1A/EA2B
B	VI025-3	CG1A	M	VI045-1	
C	VI025-4		N	VI050 U	
D	VI030-2				
E	VI030-3	DD2B			
F	VI033				
G	VI033 U				
H	VI035-2				
J	VI035-3	DE2B			
K	VI038 U				

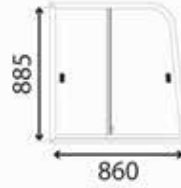


Window, cabin side

RH; rear; sliding; flat; green tinted

Used on machine type: D, J, K, L, M

REF 164TA4748



Window, cabin side

RH; rear; sliding; flat; green tinted

Used on machine type: A

REF 165TA3336



Used on: YANMAR-15

A B55 W



Window, cabin front lower

Used on machine type: A

REF 164TA5084

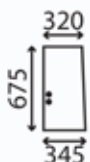


Window, cabin front

RH; flat; clear

Used on machine type: A

REF 164TA5085



Window, cabin side upper

RH; rear; sliding; curved; green tinted

Used on machine type: A

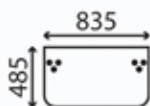
REF 164TA5091



Window, cabin rear

Used on machine type: A

REF 164TA5093

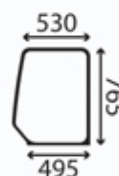


Window, cabin front lower

Front; lower; flat; clear

Used on machine type: A

REF 164TA5103

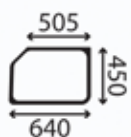


Window, cabin LH door upper

LH; upper; flat; clear

Used on machine type: A

REF 164TA5104



Window, cabin LH door lower

LH; lower; flat; green tinted

Used on machine type: A

REF 164TA5105

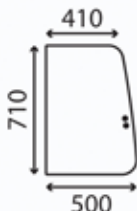


Window, cabin side

LH; flat; clear

Used on machine type: A

REF 164TA5106



Window, cabin side

RH; front; sliding; flat; clear

Used on machine type: A

REF 164TA5107



Window, cabin side upper

RH; rear; flat; green tinted

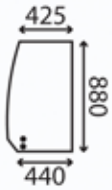
Used on machine type: A

REF 164TA5112



Used on: YANMAR-16

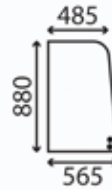
A SV16



Window, cabin side
RH; rear; sliding; flat; green tinted

Used on machine type: A

REF 164TA5113



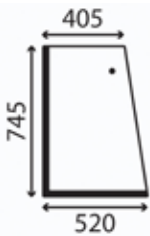
Window, cabin side
RH; front; sliding; flat; green tinted

Used on machine type: A

REF 164TA5114

Used on: YANMAR-17

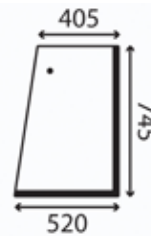
A V3-5
B V3-5 B
C V4-5



Window, cabin RH door upper
RH; upper; flat; green tinted

Used on machine type: A, B, C

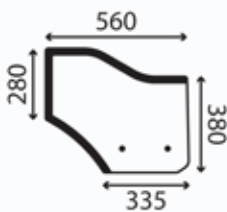
REF 164TA5116



Window, cabin LH door upper
LH; upper; flat; green tinted

Used on machine type: A, B, C

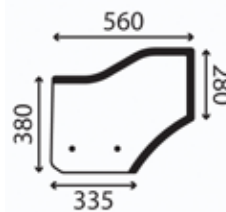
REF 164TA5117



Window, cabin RH door lower
RH; lower; flat; green tinted

Used on machine type: A, B, C

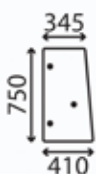
REF 164TA5118



Window, cabin LH door lower
LH; lower; flat; green tinted

Used on machine type: A, B, C

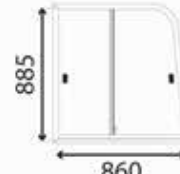
REF 164TA5119



Window, cabin side
Side; flat; green tinted

Used on machine type: A, B, C

REF 164TA5201



Window, cabin side
RH; rear; sliding; flat; green tinted

Used on machine type: C

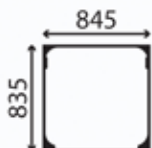
REF 165TA3336



Used on: YANMAR-18

A SOLAR 55-V GOLD PLUS

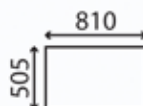
Used on: YANMAR



Window, cabin front
Flat; green tinted

Used on machine type: A

REF 164TA5125



Window, cabin front lower
Front; lower; flat; green tinted

Used on machine type: A

REF 164TA5128



NOTES

NOTES

A series of horizontal dotted lines for taking notes.



UNIVERSAL PARTS




PLEXI GLAZING

REF 112TA4898

Used for cab windshields

- Impact-resistant and scratch-proof
- Dimensions: 1520 x 2050 mm
- Thickness: 5 mm
- Transparent polycarbonate ideal for safety purposes and glazing
- UV-resistant
- Highly durable
- Easy to modify

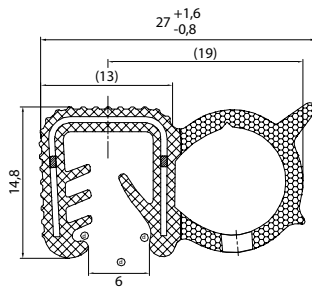


REF 112TA4897

Used for side windows

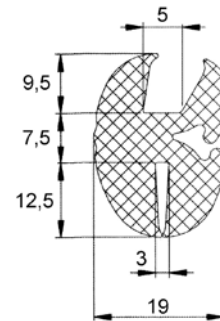
- Impact-resistant (standard: pr EN356PSA)
- Dimensions: 1520 x 2050 mm
- Thickness: 5 mm
- Transparent polycarbonate plate for all outdoor purposes
- UV-resistant
- Highly durable
- Easy to modify

PROFILES



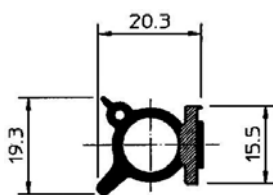
REF 135TA1970

Clamping range: 5 - 6 mm

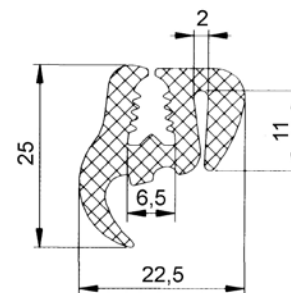


REF 107TA5202

Clamping range: 3 - 5 mm



REF 135TA1971



REF 107TA5197

Clamping range: 2 - 6 mm



DOOR ACCESSORIES



Different types available

GAS SPRINGS



Different types available


For more references, go to





GAS SPRINGS/SHOCK ABSORBER TECHNICAL SHEET

Group
08-02-03-00



Customer details

Type machine: Price inquiry
Serial no. machine: Order

CODE: TY-AT x TY-GA x D1 x N x C1 x L1 x L2 x TY-CO1 x W1a x C2a x D2a x D3a x H1a x H2a x L3a x L4a x L5a x L6a x Ta x TA1a x TA2a x Baa x TY-BUa x TY-CO2 x W1b x C2b x D2b x D3b x H1b x H2b x L3b x L4b x L5b x L6b x Tb x TA1b x TA2b x Bab x TY-BUb

ATTENTION: a lot of shock absorbers don't have any expansive force and can also be compressed by hand. A shock absorber usually operates in combination with a coil spring.

- ... TY-AT Application:
D = shock absorber.
V = gas spring.
- ... TY-GA Type of gas spring/shock absorber (see figures). A shock absorber is always type A.
- ... D1 Piston rod diameter.
- ... N Gas spring: strength in Newton.
Shock absorber: damping force in Newton (can also be 0 Newton).
- ... C1 Centre distance, see figures.
- ... L1 Piston rod length, see figures.
- ... L2 Operational length, see figures.
- ... TY-CO1 Type of connection, piston rod side (see types).
- ... W1a Width of the connection.
- ... C2a Centre distance mounting holes.
- ... D2a Diameter of the ball.
- ... D3a Diameter of the mounting eye.



WIPER MOTORS



Different types available

For more references, consult our
'Consumables & accessories' catalogue
REF 20560977

WIPER BLADES



Universal mounting

Length (mm)	REF
300	139TA3222
330	139TA1919
350	139TA1920
400	139TA1921
450	139TA1922
500	138TA6561
550	139TA1923
600	116TA5304



For more references, consult our
'Consumables & accessories' catalogue
REF 20560977



NOTES

NOTES

A series of horizontal dotted lines for taking notes, spanning the width of the page.



WORKSHOP & WAREHOUSE SUPPLIES AND PPE



SCRAPER



Flat scraper with front cut

- Length of the blade: 150 mm
- Total length of the scraper: 240 mm
- Width of the scraper: 23 mm

REF 127TA9506

FLAT SCRAPER



For scraping of sealant

- Multi-purpose scraper. Perfect for removing labels, stickers and stubborn adhesives from windscreens
- Plastic handle scraper with metal blade holder for replaceable blades
- Double-sided blade
- Width of the scraper: 40 mm

REF 166TA2270



WINDSHIELD REMOVAL TOOL



- Work tool for removing bonded and sealed windscreens and mount a new windscreen
- Hook tool to take the nest out of the rubber and tool to pull the nest in

REF 111TA6002

WINDSHIELD REMOVAL KNIFE



Cuts the sealant around windows with specially designed tempered steel blade

- Non-slip handles provide optimal grip and safe working
- Strong tempered steel blade and reversible steel cable pull handle assure the easiest and fastest way of cutting and this from any position
- The blade can be re-sharpened and replaced

REF 143TA6700



WINDSHIELD INSTALLATION KIT - 10 PIECES



Contains:

- 1 rope insert tool
To insert the rope into rubber gaskets of self-closing window profiles
- 1 assort tip for insert tool
To insert the locking strip into the windshield seal with 5 different shaped heads interchangeable for most types of locking strips
- 1 curved hooked and 1 straight hook tool
Used for inserting and cleaning rubber gaskets
- 1 cleaning tool
To remove window glazing that is in between the rubbers, without having to remove the rubbers

REF 143TA6699

TWO DOUBLE SUCTION PADS WITH STRAP



Facilitates the (dis)assembly of windscreens

- Capacity of the double suction pads: 80 kg
- Capacity of the ratchet binder: 300 kg

REF 143TA6698

WINDSHIELD WORK BENCH



Foldable stand

- Chain connections between legs increase stability
- Does not take up much space
- Folding out is easy by pushing the legs outwards
- Height: 1050 mm
- Width: 630 mm

REF 166TA2271



TEROSON VR10 - DEGREASER

TEROSON



White spirit transparent pre-treatment product for bonding and sealing applications

- Promotes adhesion and sealing
- Universal application
- Contains no chlorinated hydrocarbons
- Not harmful to car paints
- Will not inhibit curing
- Easily applied

REF 166TA2272 - 1 l
REF 166TA2273 - 10 l

TEROSON PU 8519 P - GLASS PRIMER

TEROSON



- All-in-one glass primer and activator
- Evaporation time: approx 2 min
 - For 2-component direct glazing products: 15 min
 - To be used with Teroson PU8596 and PU8597
 - Excellent UV protection
 - Corrosion-preventing

REF 143TA7903 - 10 ml
REF 143TA7904 - 25 ml
REF 143TA7906 - 100 ml



TEROSON PU 8596 - DIRECT GLAZING ADHESIVE

TEROSON



- Direct glazing adhesive
- 1-component polyurethane
 - 6-hour safe drive-away time according to FMVSS
 - To be used with primer Teroson PU 8519 P
 - Content: 310 ml
 - Used for windscreen replacement on vehicles where HMLC is not required
 - TÜV-approved product
 - High positioning tack
 - Good sag resistance
 - No stringing

REF 144TA6101 - 310 ml



TEROSON PU 8596 - DIRECT GLAZING KIT



Direct glazing kit

TEROSON

Contents:

- Direct glazing adhesive, 310 ml (**Teroson PU 8596**)
- All-in-one primer and activator, 100 ml (**Teroson PU 8519 P**)
- Primer applicator
- Cutting wire
- Cleaning tissue
- Abrasive pad
- Nozzle
- Manual

REF 165TA1261

TEROSON PU 8597 HMLC - DIRECT GLAZING ADHESIVE



Direct glazing adhesive

TEROSON

- 1-component polyurethane
- Safe drive-away time of 1 hour according to FMVSS and 4 hours according to the most stringent European crash standard
- To be used with primer Teroson PU 8519 P
- Used for windscreen replacement where a solid safety guarantee is required
- TÜV-approved product & OEM-specified product
- HMLC: high modulus, low conductivity
- No stringing & good sag resistance

REF 165TA1262 – 310 ml

TEROSON PU 8597 HMLC - DIRECT GLAZING KIT



Direct glazing kit

TEROSON

Contents:

- Direct glazing adhesive, 310 ml (**Teroson PU 8597**)
- All-in-one primer and activator, 100 ml (**Teroson PU 8519 P**)
- Primer applicator
- Cutting wire
- Cleaning tissue
- Abrasive pad
- Sliding nozzle
- Manual

REF 145TA8754

TUBE OPENER FOR 310 ML CARTRIDGE



TEROSON

- To release the rear cover of the cartridge easily
- No more dirty fingers!

REF 166TA2274



WINDOW CLEANER

TEROSON



For surface cleaning of glass such as windshields, plexiglass and transparent surfaces.

- Suitable for all surfaces of the vehicle, especially glass and plexiglass
- Formulated with nano technology
- Revolutionary technology protects the surface against adhesion of soil
- Surface remains longer shining, clean and stripe free
- Efficient degreasing action
- Self-drying without leaving any spots on the cleaned surface
- Application with a lint-free cloth
- Water-based, VOC free
- Label free
- Very short evaporation time, even in cold temperatures

REF 166TA2275 - 1 l
REF 166TA3157 - 5 l
REF 166TA3158 - 20 l

CLEANING TISSUE

TOTALSOURCE®



- Floor-mounting dispenser
- Rolls excluded

REF 140TA9060



- Wall-mounting dispenser
- Rolls excluded

REF 107TA8503

REF 106TA6744 - 2 white rolls (600 m x 240 mm)

MANUAL KIT GUN

Beta
 Beta Utensil S.p.A. Authorized Dealer



Manual caulk gun for 310 ml cartridge

- With smooth rod for a smooth and seamless operation
- Easy dispensing

REF 127TA9632



ELECTRIC KIT GUN - 18 V



Caulk gun on accu for 300 - 310 ml cartridges

- Variable speed for optimal control over the flow of your adhesive while working
- No dripping thanks to the durable push bar with automatic retract function
- LED light
- Interchangeable cartridge holders
- Battery type: XR Li-Ion
- Battery capacity: 2,0 Ah

REF 166TA2884



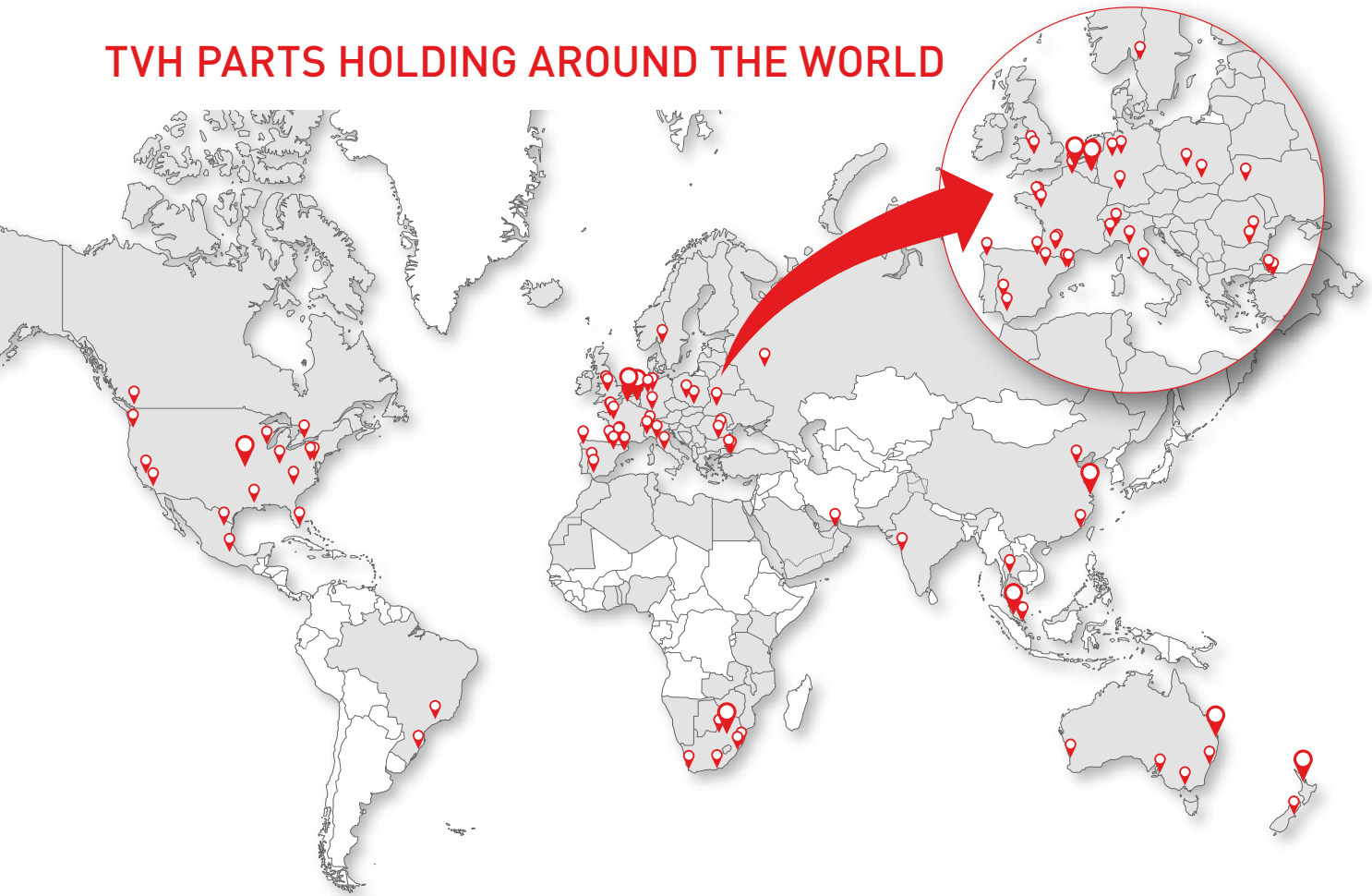
NOTES

NOTES

A series of horizontal dotted lines for writing notes.



TVH PARTS HOLDING AROUND THE WORLD



-  **AUSTRALIA**
TVH AUSTRALIA PTY LTD
*Dandenong South (Melbourne, Victoria) -
Richlands (Brisbane, Queensland) -
Welshpool (Perth, West Australia) -
Wetherill Park (Sydney, New South Wales) -
Wingfield (Adelaide, South Australia)*
-  **BELGIUM**
TVH PARTS HOLDING NV
Waregem
TVH PARTS NV
Waregem - Gullegem
GEM ONE NV
Waregem
BEPCO PARTS SA
Hermalle-sous-Huy - Villers-le-Bouillet
-  **BRASIL**
TVH BRASIL PECAS LTDA
Araquari (Santa Catarina) - Vinhedo
-  **BULGARIA**
TVH BULGARIA LTD
Ruse
-  **CANADA**
TVH CANADA LTD
Mississauga (Ontario) - Port Coquitlam (British Columbia)
-  **CHINA**
TVH TRADING (SHANGHAI) CO, LTD
Shanghai - Tianjin
XIAMEN HEZE MECHANICAL EQUIPMENT CO LIMITED
Xiamen
XIAMEN YI HAI XING CHENG TRADING CO LIMITED
Xiamen
-  **FRANCE**
TVH FRANCE SASU
Wattrelos
FRANCE HAYON SERVICE SAS
Châteaubourg
GLACES DISTRIBUTION INTERNATIONALE - GDI SAS
Beaufort-en-Vallée
BEPCO FRANCE SAS
Agen - Janzé - Villeneuve-sur-Lot

-  **GERMANY**
TVH DEUTSCHLAND GMBH
Soest
GLASSINTER GMBH
Kirchheim unter Teck
INDUSTRIE SERVICE JUNG GMBH
Langenhagen
BEPCO DEUTSCHLAND GMBH
Soest
-  **INDIA**
TVH INDIA PVT LTD
Pune
-  **ITALY**
TVH ITALIA SRL
Marano Ticino (Novara) - Settimo Torinese (Torino)
CAM SRL
Marano Ticino (Novara)
ULIVIERI GSE SRL
*Massarosa - Marano Ticino (Novara) -
Settimo Torinese (Torino) - Fiumucino (Rome)*
-  **MALAYSIA**
TVH MALAYSIA SDN BHD
Johor Bahru - Shah Alam (Kuala Lumpur)
-  **MEXICO**
TVH PARTS MEXICO, S DE RL DE CV
Cuautlán Izcalli (Mexico City) - Santa Catarina Nuevo León
-  **NETHERLANDS**
BEPCO NEDERLAND BV
Heeswijk-Dinther
-  **NEW ZEALAND**
TVH NEW ZEALAND LTD
Christchurch - East Tamaki (Auckland)
-  **POLAND**
TVH POLSKA SP ZOO
Tychy
BEPCO POLSKA SP ZOO
Myslenice
AGRO-JAN PRODUKCJA SP ZOO
Myslenice

-  **ROMANIA**
BEPCO ROMANIA SRL
Negoiesti
-  **RUSSIA**
TVH RUS LLC
Dubrovka (Moscow)
-  **SINGAPORE**
TVH SINGAPORE PTE LTD
Jurong
-  **SOUTH AFRICA**
TVH PARTS SOUTH AFRICA (PTY) LTD
*Durban - Isando (Johannesburg) -
Korsten (Port Elizabeth) - Kraaifontein (Cape Town) -
Lichtenburg - Richards Bay*
-  **SPAIN**
TVH IBÉRICA 2008 SL
Badalona (Barcelona)
COMERCIAL AGRINAVA SL
Pamplona (Navarra)
BEPCO IBÉRICA SA
*Almendralejo (Badajoz) - Badalona (Barcelona) -
Dos Hermanas (Sevilla) -
Santiago de Compostela (A Coruña) - Zaragoza (Zaragoza)*
-  **SWEDEN**
TVH NORDIC AB
Ed
-  **THAILAND**
TVH PARTS (THAILAND) LIMITED
Bangkok
-  **TURKEY**
TVH YEDEK PARCA TICARET AŞ
Anavutköy (Istanbul, European) - Tuzla (Istanbul, Asian)
-  **UKRAINE**
BEPCO UKRAINE LLC
Tarnopol
-  **UNITED ARAB EMIRATES**
TVH MIDOLE EAST FZE
Shajjah

-  **UNITED KINGDOM**
TVH UK LIMITED
Coventry
RENTACLAMP (COVENTRY) LIMITED
Coventry
INDEPENDENT PARTS & SERVICE LIMITED
Coventry
BEPCO UK LIMITED
Hartlebury
-  **USA**
TVH PARTS CO
*Duncan (South Carolina) - Fresno (California) - Grayslake (Illinois) -
Harrisburg (Pennsylvania) - Miami (Florida) - Mira Loma (California) -
Olathe (Kansas) - Portland (Oregon) - Shreveport (Louisiana)*
C-TECH INDUSTRIES LLC
West Chester Township (Ohio)
SUPERIOR SIGNALS, INC
Olathe (Kansas)
GEM ONE US
Olathe (Kansas)
FLIGHT SYSTEMS INDUSTRIAL PRODUCTS COMPANY
Carlisle (Pennsylvania)

SALES REPRESENTATION IN THE FOLLOWING COUNTRIES:

Albania, Algeria, Austria, Bahrain, Belarus, Benin, Bosnia, Botswana, Canary Islands, Croatia, Cyprus, Denmark, Djibouti, Egypt, Estonia, Finland, Ghana, Greece, Hong Kong, Iceland, Ireland, Kosovo, Kuwait, Latvia, Lesotho, Libya, Lithuania, Macedonia, Malawi, Malta, Morocco, Mauritania, Moldova Republic, Montenegro, Mozambique, Namibia, Nigeria, Norway, Oman, Pakistan, Portugal, Qatar, Saudi Arabia, Serbia, Slovenia, Swaziland, Switzerland, Taiwan, Togo, Tunisia, Ukraine, Yemen, Zambia, Zimbabwe.





TVH[®]



PARTS & ACCESSORIES



TVH PARTS NV
Brabantstraat 15 · 8790 Waregem · Belgium
T +32 56 43 42 11 · F +32 56 43 44 88 · info@tvh.com · www.tvh.com